

## Systems

## IBM System/370 Bibliography

For use by all who plan for, install, program, or operate an IBM System/370, this bibliography describes technical publications in support of the following:

- System/370 machine components
- System Control Programming (SCP)
- DB/DC – and other system licensed programs
- Type I programming support for System/370 only
- Other supplementary information (forms, PTF listings, ...)

Features, and types of information included, are:

- Titles and abstracts, with page counts
- Current status of all publications listed
- Editions and TNLs applying to each SCP release listed
- Description of TNL system
- Clustering of manuals by subject; fine-sorting by title
- Explanation of file numbers and subject-code system
- Subject-code indexes (both numeric and alphabetic)
- Graphic charts for machines, each SCP, and DOS version 4
- Convenient list of all publications in order-number sequence, with subject codes
- Specific page lookup of titles by program acronyms
- Order numbers; and details on order-numbering system
- Publication profiles used for distributing items under SLSS
- Explanation of SLSS profiles

This bibliography is regularly updated to provide the latest information pertaining to the System/370 library. For System/370 publications on industry subsystems and licensed *application* programming, refer to GC20-0370.

The IBM logo is displayed in its classic, bold, outlined font, consisting of the letters 'I', 'B', and 'M' stacked vertically.

## **Second Edition (June 1975)**

This is a major revision of, and supersedes, GC20-0001-0 and Technical Newsletters GN20-0004 and GN20-0009. The title is changed, reflecting the addition of machine component, licensed program, and other publication categories (and features) forming the system bibliography.

DB/DC has been removed from the applications area and consolidated under individual listings in the systems area; this and all other material extracted from the *IBM System/360 and System/370 Bibliography* (GA22-6822-21) has been updated and new information added, forming in effect a new bibliography applying to the System/370 only.

Requests for IBM publications should be made to your IBM representative or to the IBM branch office serving your locality.

A form for readers' comments is provided at the back of this bibliography. If the form has been removed, comments may be addressed to IBM Corporation, Documentation Services, Dept. 83H, 1133 Westchester Avenue, White Plains, New York 10604. Comments and suggestions become the property of IBM.



## Preface

For each major IBM data processing system, publications useful in planning for, programming, installing and operating that system are assembled in a *system bibliography*.

### Organization

This system bibliography has three parts.

Part 1 lists publications by subject; it also provides graphic library charts that help to show the associations among publications. Its organization is shown in the table of contents, with manuals under the headings being clustered by subject code and sorted by title.

Part 2 mainly contains abstracts describing the items listed in Part 1.

Part 3 is a second list, in order-number sequence, of all items listed by subject sequence in Part 1.

**Note:** *Order numbers are sequenced by second character. The first character (G, S, or L) is the use key. (See "Identification of Availability.")*

### Subject Identification and Filing

Where a file number (e.g., S370-36) appears on a publication listed in this bibliography, it identifies the system in the prefix (S370) and the subject classification in the suffix (36, i.e., control program).

#### Prefix of File Number

Publications associated with two or three system libraries identify them in the prefix (such as S360/S370 or S360/S370/S3).

When manuals apply to *more* than three libraries, the system number isn't used. These few and more general publications have component numbers, or GENL, in the prefix: component number(s) if the manual concerns one or two components; or GENL if the manual concerns more than two (or no specific) components.

#### Subject Code

The suffix of the file number identifies the *subject* classification or *code*, such as 22 for APL or 15 for physical planning manuals and templates. (Part 1 of each bibliography starts with a standard index of subject codes and their definitions.)

File numbers with subject codes in the range of 00 through 40 are printed on publications, as an aid in filing manuals in any library which is organized by system and subject. Codes 00 through 40, moreover, are used in subscribing to SLSS (System Library Subscription Service).

Subject codes above 40 do not appear on publications and are not used for SLSS, but are assigned to further categorize all other items within system bibliographies.

### Part 1

In Part 1, the subject code listing, *one* code is assigned to a publication. Items within the cluster for each code are in sequence. Sequencing for manuals is alphameric, by the most apparent *keywords* in the titles. Sequencing for microfiche is by order or program number.

In Part 1, the basic eight-position order number of each publication is given. Because it's usually necessary to distinguish between publications that support different releases of an SCP, order-number suffixes (which identify specific editions of that SCP publication), and the order numbers of TNLS to that publication, are included.

When one publication applies to more than one SCP, it is repeated in each applicable listing.

The library charts in Part 1 provide a graphic aid for quickly identifying the manuals for specific configurations and programming systems. Showing associations among certain publications or different paths for different requirements, they can reduce the time required to plan (or check out) a basic, individual library.

### Part 2

Before ordering copies of publications, check the abstract in Part 2 to be sure that your installation will require the information. Abstracts are listed in order-number sequence. (See note.)

Part 2 also gives you, beneath the abstract, the number of pages and the publication profile used for distributing key items under SLSS. The profile is shown in the format of six fields separated by slashes: Major sys./TP/SC/Prog. support/Machine components/Prog. No.

The "TP" field is used to restrict the distribution of remote-communications items, but only when this would not be redundant or a hindrance to proper distribution: that is, not when the publication matches a specified licensed program number, or when the machine components indicated are for operation only in the telecommunications mode. In cases where there's no other profile indication that a manual is purely of remote-communications interest, the TP field is used to so indicate.

"SC" means subject code. "Prog. support" is used only for acronyms of Type I programming systems such as OS, DOS, DMS, TSS, or OS-ASP.

A publication describing the IBM 1219 and 1419 Magnetic Character Readers, operating for example on the System/360 Model 22 or higher or any model of the System/370, would have the profile of: 360, 370//04//1219,1419/. (If the manual had applied to only certain models of the 360/370, the specific CPU numbers would have been given in place of system number(s).)

Many programming manuals show a profile such as *////5740-XX2* or *//30//5752*, meaning that only the program number — or an *SCP* program number plus subject code — is needed to match the publication's profile to that of the SLSS subscriber's expressed interests.

### **Part 3**

Part 3, the current editions by order number, shows all recent supplements (Technical Newsletters, or TNLs) as well as the current editions. This part of the bibliography enables you to easily find any order number and check for its current edition(s) and any TNLs issued since the latest edition.

Part 3 also gives you the assigned subject code of each publication.

## **Order Number**

The publication order number identifies various facts about a publication, including:

### **Identification of Availability**

The first character of the order number is the use key, which governs the availability of the document. Use key G means that the item is available to customers, through the IBM representative, without charge for quantities that meet normal requirements. Use key S means that the item is for sale through IBM branch offices. Use key L means that the item is available only to licensees for the IBM Program Product or other licensed program.

### **Identification of Logic Manuals**

Publications that explain program logic include "Logic" in the title and have a "Y" as the second character of the order number: e.g., *SY28-1234-5*. Such manuals are intended for use by persons involved in program support or alteration of the program design; they are not required for normal use or operation of the program, and are available under SLSS by order-number subscription only (as are microfiche and other supplementary information).

### **Bill of Forms**

An order number in the form of *GBOF-1234* is a **Bill Of Forms** — a single order number for a package of several separately-order-numbered documents.

### **Identification of Microfiche**

An alphabetic character in the third position of an order number identifies a document on microfiche: e.g., *S2C0-0301-4* or *LYB0-5432-1*. The only exception is a bill of forms, in which the third character is also alphabetic (not zero).

### **Identification of Back-Release Support**

A "T" or "Q" in the second position denotes a temporary order number for a back edition that

supports an earlier release of an SCP. E.g., *GT00-0112-0* or *ST26-1234-0*.

## **Extra Symbols (Flags)**

Maximum case: **\*\*GC19-0001-5#\***  
or: **\*\*GC28-6421-3#+**

A double asterisk preceding the order number indicates either a change in the publication (such as a new edition) or a new item.

When more than one edition of a publication is current, the order-number suffix is followed by a number sign (#).

A single asterisk following the order number indicates an item for IBM World Trade use only.

A plus sign following the order number indicates that the item is for U.S.A. use only.

## **Updating**

To eliminate unnecessary delays in keeping publications current, changes and additions to them are distributed most quickly in the form of Technical Newsletters.

When the pages released in a TNL are inserted in the manual to which it applies, the base publication is brought up to date. The next reprint of the base publication incorporates the TNLs, and is assigned the next higher suffix number, but need not be ordered as it is the same as any prior edition indicated as also current.

## **TNL Masthead**

The masthead of the TNL cover page includes the order number of the base publication to which the TNL applies. All previously-issued TNLs are listed in the masthead so that you may verify receipt of all changes. Each TNL is separately orderable.

## **Bibliography Revisions and TNLs**

Between revisions, TNLs are issued to update the bibliography. Each TNL includes pages to be added or replaced wherever necessary to reflect the addition, change, or deletion of publications. At regular intervals, the bibliography is revised to incorporate and merge all new information with that in the previous bibliography edition.

## **References**

Specialized bibliographies and other supplemental items are listed in Part 1 under appropriate subject codes. Check the following items:

*Bibliography of Data Processing Techniques* (GF20-8172), subject code 00.

*IBM Data Processing Glossary* (GC20-1699) and *IBM Marketing Publications KWIC Indexes*, subject code 85 in the table of contents heading, "Other Supplementary Information."

# Contents

<b>Part 1. Subject Code Listings</b> .....	iv
Subject Code Definitions .....	iv
Machines .....	1
Machine Charts .....	9
OS/VS1	
Manuals .....	15
Charts .....	27
Microfiche .....	35
OS/VS2	
Manuals .....	49
Charts .....	60
Microfiche .....	73
DOS/VS	
Manuals .....	83
Charts .....	89
Microfiche .....	94
VM/370 Manuals, Microfiche, Chart .....	99
DOS Version 4 Chart .....	102
Type I Programming Support for System/370 Only .....	103
ASP and DSP .....	105
Programming — General .....	105
DB/DC	
CICS, CICS/VS .....	105
DL/1, VANDL-1 .....	107
DMS II .....	108
GIS/2, GIS/VS .....	108
IMS/2, IMS/VS .....	110
VIDEO/370 .....	112
Other DB/DC .....	113
Other Licensed Programs (subject codes 20 — 40) .....	113
ITF (Interactive Terminal Facility) .....	124
Other Supplementary Information	
Data Processing — Introductory Manuals and Texts .....	125
Education — Course Catalogs .....	126
Installation Forms and Supplies .....	126
EWS (Early Warning System) .....	126
PTF (Program Temporary Fix) Listings .....	127
Type I Program Listings (microfiche) .....	127
<b>Part 2. Abstracts</b> .....	129
<b>Part 3. Current Editions by Order Number</b> .....	297

## An Index for Some Common Program Acronyms

	<i>Page</i>		<i>Page</i>		<i>Page</i>
ASP	105	IQF	112	SMF	21, 55
BDAM	16, 50	ISAM	17, 51	SMP	24, 58
CICS	105	ITF	124	STAT/BASIC	125
CMS	99	JCL	22, 56, 123	SYS1.LOGREC	24, 57
CRJE	25	JES	56	TCAM	18, 51
DITTO	121	LIOCS	84, 103	TCS	120
DL/I	107	MSSC	17, 51	TOLTEP	25, 58, 81
DMS	108	MTCS	113	TSO	58, 113
DSP	105	NCP	19, 53, 85	VANDL-1	108
DSS	23, 57	OLTEP	23, 57, 87	VIDEO/370	112
GIS	108	QTAM	84, 104	VIO	51
GPS, GSP	17, 50	RES	25	VSAM	15, 49
HASP II 4	56	RSCS	99	VS BASIC	114
IMS	110	RTAM	18	VTAM	18, 52, 84

# Part 1. Subject Code Listings

## SUBJECT CODE DEFINITIONS – NUMERICAL INDEX

00 General System Information (basic System Summary, Bibliographies, all Configurators)  
 01 Machine System (CPU, Models, Channels, Console)  
 02 Card Readers and/or Punches, Control Units  
 03 Printers, Control Units  
 04 OCR, MCR (Optical/Magnetic Character Readers), Control Units  
 05 Magnetic Tape Units, Control Units  
 06 Display Equipment  
 07 DASD (Direct Access Storage Devices), Control Units  
 08 Other Devices, Control Units  
 09 Communications Systems or Equipment  
 10 Auxiliary Equipment (devices normally off-line)  
 13 Special Features Information  
 14 Custom Features and Supporting Programs  
 15 Physical Planning Information  
 20 Programming Systems – General Information  
 21 Assembler  
 22 APL  
 23 BASIC  
 24 COBOL  
 25 FORTRAN  
 26 ALGOL  
 28 RPG, RPG II  
 29 PL/I  
 30 Access Methods, Data Management, Storage/ Communications Control Programs  
 31 Support Programs (e.g., Link Edit, Loader)  
 32 Utilities  
 33 Sort/Merge  
 34 System Planning, Generation, Installation, SMF; Storage or Performance Estimates, Release Guides  
 35 Emulation, Simulation (catalogued by host system)  
 36 Control Program (e.g., Supervisor, JCL, IPL, Job Management, Data Areas, Checkpoint/Restart)  
 37 RAS (Reliability, Availability, Serviceability): Testing, Service Aids, Problem Determination  
 38 Remote Job Entry (RJE, CRJE, RAX, CRBE,...)  
 39 Time Sharing, Interactive Facilities (e.g., OS with TSO)  
 40 System Operation (e.g., messages & codes)  
 50 DB/DC  
 60 Industries – General (industry bibliographies, etc.)  
 — Airlines (see Transportation)  
 62 Consultants  
 63 Distribution (e.g., apparel, food, agribusiness, hotels)  
 64 Education, Libraries  
 65 Engineering  
 67 Finance, Securities, Real Estate  
 69 Government, Federal  
 70 Government, State and Local  
 71 Insurance  
 72 Manufacturing  
 73 Media  
 74 Health  
 75 Process (e.g., forest products, petroleum, paint, textiles)  
 76 Public Utilities  
 — Securities (see Finance)  
 78 Transportation  
 79 Cross-Industry (see also 81–83 for selections)  
 — Information Management (see code 50)  
 81 Cross-Industry – Management, Planning, Project Control  
 82 Cross-Industry – Mathematics and Science  
 83 Cross-Industry – Simulation  
 85 Data Processing – Introductory Manuals and Texts  
 87 Education – Course Catalogs  
 89 Installation Forms and Supplies  
 95 EWS (Early Warning System)  
 97 PTF (Program Temporary Fix) Listings  
 99 SCP and Type I Program Listings

## ALPHABETICAL CODE INDEX

Access Methods 30  
 Airlines 78  
 ALGOL 26  
 APL 22  
 Assembler 21  
  
 BASIC 23  
 Bibliographies 00, 60  
  
 Card Equipment 02  
 Channels 01  
 Checkpoint/Restart 36  
 COBOL 24  
 Codes, system 40  
 Communications 09, 30  
 Configurators 00  
 Consoles 01  
 Construction 72  
 Consultants 62  
 Control Program 36, 30  
 Course Catalogs 87  
 CPU 01  
 Cross-Industry 79–83  
 Custom Features 14  
  
 DASD 07  
 Data Areas 36  
 Data Management 30  
 DB/DC 50 (see Contents)  
 Display 06, 30  
 Distribution Industries 63  
  
 Education 64, 87  
 Emulation 35  
 Engineering 65  
 EWS 95  
  
 Finance Industry 67  
 Forms 89  
 FORTRAN 25  
  
 General Information 00, 20, 60  
 Government 69, 70  
 Graphics 06, 30  
  
 Health 74  
 Hotels, Motels 63  
  
 Information Management 30, 50  
 Information Retrieval 79  
 Insurance 71  
 I/O Control Programs 30  
 IPL 36  
  
 JCL 36  
 Job Management 36  
  
 Legal 62  
 Libraries 64

## ALPHABETICAL CODE INDEX

Link Edit 31  
 Loader 31  
  
 Magnetic Tape 05, 30  
 Management Information 81  
 Manufacturing 72  
 Mathematics 82, 22  
 MCR 04, 30  
 Media 73  
 Medical 74  
 Messages, system 40  
  
 OCR 04, 30  
 Operation, system 40  
  
 Performance Estimates 34  
 Physical Planning 15  
 Planning 34, 30, 00, 81  
 PL/I 29  
 Printers 03  
 Problem Determination 37  
 Process Industries 75  
 Project Control 81  
 PRPQ 20-83  
 PSHRPQ 14  
 PTF 97  
 Public Utilities 76  
  
 RAS 37  
 Real Estate 67  
 Release Guides 34  
 Remote Job Entry 38  
 RPG 28  
 RPQ 14  
  
 Science 82  
 SCP Listings 99  
 Securities 67  
 Service Aids 37  
 Simulation 35, 83  
 SMF 34  
 Sort/Merge 33  
 Special Features 13  
 Statistics 79, 82, 65  
 Storage 01, 30, 34  
 Supervisor 36  
 Support Programs 31  
 System Generation 34  
 System Installation 34  
 System Management Facility 34  
 System Messages & Codes 40  
 System Operation 40  
 System Planning 34  
  
 Teleprocessing 09, 30  
 Testing 37  
 Text Processing 73, 79  
 Time Sharing 39  
 Transportation 78  
 Type I Listings 99  
  
 Utilities 32, 76

## MACHINES (00-15)

### 00 General System Information

\*\*GA22-7001 IBM SYSTEM/370 SYSTEM SUMMARY  
\*\*GA33-1511 IBM SYSTEM/370 MODEL 115 CONFIGURATOR  
\*\*GA33-1507 IBM SYSTEM/370 MODEL 125 CONFIGURATOR  
\*\*GA33-3014 IBM SYSTEM/370 MODEL 135 CONFIGURATOR  
\*\*GA22-6957 IBM SYSTEM/370 MODEL 155 CONFIGURATOR  
\*\*GA22-7013 SYSTEM/370 MODEL 158 CONFIGURATOR  
\*\*GA22-6956 IBM SYSTEM/370 MODEL 165 CONFIGURATOR  
\*\*GA22-7014 SYSTEM/370 MODEL 168 CONFIGURATOR  
\*\*GA22-6944 IBM SYSTEM/360 AND SYSTEM/370 MODEL 195 CONFIGURATOR  
\*\*GA22-7002 SYSTEM/370 INPUT/OUTPUT CONFIGURATOR  
\*\*GA24-3090 IBM TELEPROCESSING SYSTEMS SUMMARY  
\*\*GA24-3045 IBM 1030 CONFIGURATOR  
\*\*GA21-9001 IBM 1060 CONFIGURATOR  
\*\*GA27-3021 IBM 2790 CONFIGURATOR  
\*\*GA33-1513 IBM 3115 PROCESSING UNIT INTEGRATED COMMUNICATIONS ADAPTER  
CONFIGURATOR  
\*\*GA33-1508 IBM 3125 PROCESSING UNIT INTEGRATED COMMUNICATIONS ADAPTER:  
CONFIGURATOR MANUAL  
\*\*GA22-6822 IBM SYSTEM/360 AND SYSTEM/370 BIBLIOGRAPHY  
\*\*GF20-8172 BIBLIOGRAPHY OF DATA PROCESSING TECHNIQUES

### 01 Machine System

\*\*GA22-7000 IBM SYSTEM/370 PRINCIPLES OF OPERATION  
\*\*GX20-1850 SYSTEM/370 REFERENCE SUMMARY CARD  
\*\*GX26-1587 DECIMAL/HEXADECIMAL INTEGER CONVERSION CHART  
\*\*GX26-1588 DECIMAL/HEXADECIMAL FRACTION CONVERSION CHART  
\*\*GX20-1787 DEBUGGING AID  
DIRECT EVALUATION OF FLOATING POINT NUMBERS IN HEXADECIMAL  
\*\*GA27-2772 A UPS INSTALLATION PLANNING GUIDE  
\*\*GA27-2771 A GUIDE TO 50 HERTZ UPS SELECTION  
\*\*GA27-2770 A GUIDE TO 60 HERTZ UPS SELECTION  
\*\*GA33-1510 IBM SYSTEM/370 MODEL 115 FUNCTIONAL CHARACTERISTICS  
\*\*GA33-1514 OPERATOR'S LIBRARY SYSTEM/370 MODEL 115 PROCEDURES  
\*\*GA33-1516 IBM SYSTEM/370 MODEL 115 CHANNEL CHARACTERISTICS  
\*\*GA33-1506 IBM SYSTEM/370 MODEL 125 FUNCTIONAL CHARACTERISTICS  
\*\*GA33-1509 OPERATOR'S LIBRARY: SYSTEM/370 MODEL 125 PROCEDURES  
\*\*GA33-1512 IBM SYSTEM/370 MODEL 125 CHANNEL CHARACTERISTICS  
\*\*GA33-3005 IBM SYSTEM/370 MODEL 135 FUNCTIONAL CHARACTERISTICS  
\*\*GA33-3010 IBM SYSTEM/370 MODEL 135 CHANNEL CHARACTERISTICS  
\*\*GC20-1738 A GUIDE TO THE IBM SYSTEM/370 MODEL 135  
\*\*GC38-0005 OPERATOR'S LIBRARY: SYSTEM/370 MODEL 135 PROCEDURES  
\*\*GA24-3557 IBM SYSTEM/370 MODEL 145 FUNCTIONAL CHARACTERISTICS  
\*\*GA24-3573 IBM SYSTEM/370 MODEL 145 CHANNEL CHARACTERISTICS  
\*\*GC20-1734 A GUIDE TO THE IBM SYSTEM/370 MODEL 145  
\*\*GC38-0015 IBM SYSTEM/370 MODEL 145 OPERATING PROCEDURES  
\*\*GA22-6942 IBM SYSTEM/370 MODEL 155 FUNCTIONAL CHARACTERISTICS  
\*\*GA22-6962 IBM SYSTEM/370 MODEL 155 CHANNEL CHARACTERISTICS  
\*\*GA22-6966 IBM SYSTEM/370 MODEL 155 OPERATING PROCEDURES  
\*\*GC20-1729 A GUIDE TO THE IBM SYSTEM/370 MODEL 155  
\*\*GA22-7011 IBM SYSTEM/370 MODEL 158 FUNCTIONAL CHARACTERISTICS  
\*\*GA22-7012 IBM SYSTEM/370 MODEL 158 CHANNEL CHARACTERISTICS  
\*\*GC20-1754 A GUIDE TO THE IBM SYSTEM/370 MODEL 158  
\*\*GC38-0025 IBM SYSTEM/370 MODEL 158 OPERATING PROCEDURES  
\*\*GA22-6935 IBM SYSTEM/370 MODEL 165 FUNCTIONAL CHARACTERISTICS  
\*\*GA22-6969 IBM SYSTEM/370 MODEL 165 OPERATING PROCEDURES  
\*\*GC20-1730 A GUIDE TO THE IBM SYSTEM/370 MODEL 165  
\*\*GX22-6984 IBM SYSTEM/370 MODEL 165 OPERATORS REFERENCE CARD  
\*\*GA22-7010 SYSTEM/370 MODEL 168 FUNCTIONAL CHARACTERISTICS MANUAL  
\*\*GC20-1755 A GUIDE TO THE IBM SYSTEM/370 MODEL 168  
\*\*GC38-0030 SYSTEM/370 MODEL 168 OPERATING PROCEDURES  
\*\*GA22-6943 IBM SYSTEM/360 AND SYSTEM/370 MODEL 195 FUNCTIONAL  
CHARACTERISTICS  
\*\*GA22-6954 IBM SYSTEM/360 AND SYSTEM/370 MODEL 195 OPERATING PROCEDURES  
\*\*GA22-6877 IBM SYSTEM/360 COMPONENT DESCRIPTIONS AND OPERATING  
PROCEDURES IBM 1052 PRINTER-KEYBOARD MODEL 7 WITH  
IBM 2150 CONSOLE  
\*\*GA24-3552 IBM 3210 CONSOLE PRINTER-KEYBOARDS COMPONENT DESCRIPTION  
\*\*GA24-3550 IBM 3215 CONSOLE PRINTER-KEYBOARD COMPONENT DESCRIPTION

## 02 Card Readers and/or Punches, Control Units

\*\*GA21-9025 IBM 1442-N1 AND N2 COMPONENT DESCRIPTION AND OPERATING PROCEDURES - SRL MANUAL  
\*\*GA21-9026 IBM 2501 MODELS B1 AND B2 COMPONENT DESCRIPTION AND OPERATING PROCEDURES  
\*\*GA21-9027 IBM 2520-B1, B2, AND B3, COMPONENT DESCRIPTION AND OPERATING PROCEDURES - SRL MANUAL  
\*\*GA21-9033 IBM SYSTEM/360 COMPONENT DESCRIPTION AND OPERATING PROCEDURES, IBM 2540 CARD READ PUNCH - SRL MANUAL  
\*\*GA26-5893 IBM SYSTEM/360 AND SYSTEM/370 COMPONENT DESCRIPTION AND OPERATING PROCEDURES: IBM 2560 MULTI-FUNCTION CARD MACHINE  
\*\*GA21-9144 IBM 2596 CARD READ PUNCH PROGRAMMER'S REFERENCE MANUAL AND OPERATOR'S GUIDE - SYSTEMS REFERENCE LIBRARY  
\*\*GA21-9124 IBM 3504 CARD READER/IBM 3505 CARD READER AND IBM 3525 CARD PUNCH SUBSYSTEM  
\*\*GA21-9167 IBM SYSTEM/370: 5425 MULTI-FUNCTION CARD UNIT PROGRAMMER'S REFERENCE MANUAL AND OPERATOR'S GUIDE

## 03 Printers, Control Units

\*\*GA24-3073 IBM 1403 PRINTER COMPONENT DESCRIPTION  
\*\*GA24-3120 IBM 1443 PRINTER MODELS 1 THROUGH 4 AND N1, AND 1445 PRINTER MODELS 1 AND N1: COMPONENT DESCRIPTION  
\*\*GA24-3312 IBM 2821 CONTROL UNIT COMPONENT DESCRIPTION  
\*\*GA33-1515 IBM 3203 PRINTER COMPONENT DESCRIPTION AND OPERATOR'S GUIDE  
\*\*GA24-3543 IBM 3211 PRINTER 3216 INTERCHANGEABLE TRAIN CARTRIDGE AND 3811 PRINTER CONTROL UNIT COMPONENT DESCRIPTION AND OPERATOR'S GUIDE  
\*\*GA26-1633 FORMS DESIGN REFERENCE GUIDE FOR THE IBM 3800 PRINTING SUBSYSTEM.  
\*\*GC20-1775 CONCEPTS OF THE IBM 3800 PRINTING SUBSYSTEM  
\*\*GC20-1750 IBM 3881 OPTICAL MARK READER - FORMS KIT

## 04 OCR, MCR, Control Units

\*\*GA24-1499 IBM 1219 READER SORTER IBM 1419 MAGNETIC CHARACTER READER  
\*\*GA24-3542 IBM 1255 MAGNETIC CHARACTER READER MODELS 1, 2, AND 3 COMPONENT DESCRIPTION  
\*\*GA24-3500 IBM 1259 MAGNETIC CHARACTER READER COMPONENT DESCRIPTION  
\*\*GA19-0036 PAPER AND PRINT QUALITY REQUIREMENTS FOR IBM 1270 AND 1275 OPTICAL READER SORTERS  
\*\*GA19-0034 IBM 1275 OPTICAL READER SORTER FOR SYSTEM/360 AND SYSTEM/370  
\*\*GA21-9064 IBM SYSTEM/360 COMPONENT DESCRIPTION AND OPERATING PROCEDURES IBM 1287 OPTICAL READER  
\*\*GA21-9139 IBM 1287 OPTICAL READER MODEL 5: GENERAL INFORMATION  
\*\*GA21-9150 IBM SYSTEM/360 AND SYSTEM/370 COMPONENT DESCRIPTION AND OPERATING PROCEDURES: IBM 1287 OPTICAL READER, MODEL 5  
\*\*GX20-1741 IBM 1287 OPTICAL READER DOCUMENT TRACING GUIDE  
\*\*GX20-1759 IBM 1287 OPTICAL READER DESIGN FORMATS  
\*\*GA19-0049 IBM SYSTEM/360 AND SYSTEM/370 COMPONENT DESCRIPTION AND OPERATING PROCEDURES: IBM 1288 OPTICAL PAGE READER, MODEL 1  
\*\*GA21-9081 IBM SYSTEM/360 COMPONENT DESCRIPTION IBM 1288 OPTICAL PAGE READER MODEL 1  
\*\*GX21-9106 IBM 1288 DOCUMENT GAUGE FOR MACHINE SETUP  
\*\*GC20-1686 OCR INPUT PREPARATION GUIDE FOR THE IBM 1287/1288 OPTICAL CHARACTER READERS  
\*\*GC20-1733 IBM 1287/1288 OCR ERROR RECOVERY GUIDE  
\*\*GC20-1739 HANDPRINTING CONSIDERATIONS FOR THE IBM 1287/1288 OPTICAL CHARACTER READERS  
\*\*GA21-9143 IBM 3881 OPTICAL MARK READER MODELS 1 AND 2 REFERENCE MANUAL AND OPERATOR'S GUIDE  
\*\*GC20-1751 IBM 3881 OPTICAL MARK READER SYSTEMS DESIGN GUIDE  
\*\*GA21-9147 IBM 3886 OPTICAL CHARACTER READER MODEL 1 REFERENCE MANUAL  
\*\*GA21-9148 IBM 3886 OPTICAL CHARACTER READER INPUT DOCUMENT DESIGN GUIDE AND SPECIFICATIONS  
\*\*GA21-9154 IBM 3886 OPTICAL CHARACTER READER MODEL 2 COMPONENT REFERENCE MANUAL  
\*\*GC20-1760 IBM 3886 OPTICAL CHARACTER READER FORMS KIT  
\*\*GA24-3612 IBM 3890 DOCUMENT PROCESSOR MACHINE AND PROGRAMMING DESCRIPTION  
\*\*GA24-3619 3890 DOCUMENT PROCESSOR OPERATOR'S GUIDE  
\*\*GX20-1972 IBM 3890 DOCUMENT PROCESSOR REFERENCE SUMMARY

#### 05 Magnetic Tape Units, Control Units

\*\*GA32-0006 TAPE SPECIFICATIONS FOR IBM ONE-HALF INCH TAPE DRIVES AT:  
556 AND 800 BPI AND 3200 FCI  
\*\*GA22-6866 SYSTEM/360 COMPONENT DESCRIPTIONS: 2400-SERIES MAGNETIC  
TAPE UNITS, 2803/2804 TAPE CONTROLS, AND 2816 SWITCHING UNIT  
MODEL 1  
\*\*GX22-6837 2401 - 2404 AND 2415 MAGNETIC TAPE UNITS  
\*\*GX35-5001 IBM SYSTEM/360/370 REFERENCE DATA 2401-2404, 2415, 2420,  
AND 3420 MAGNETIC TAPE UNITS  
\*\*GA32-0007 COMPONENT DESCRIPTION IBM 2420 MODEL 5 MAGNETIC TAPE UNIT  
\*\*GA27-2726 IBM SYSTEM/360 COMPONENT DESCRIPTION IBM 2495 TAPE  
CARTRIDGE READER  
\*\*GA32-0015 IBM 3410/3411 MAGNETIC TAPE SUBSYSTEM COMPONENT SUMMARY  
MANUAL  
\*\*GA32-0022 IBM 3410/3411 MAGNETIC TAPE SUBSYSTEM COMPONENT DESCRIPTION  
MANUAL  
\*\*GA32-0020 3803/3420 MAGNETIC TAPE SUBSYSTEMS  
\*\*GA32-0021 IBM 3803-2/3420 MAGNETIC TAPE SUBSYSTEMS  
SUBSYSTEM DESCRIPTION

#### 06 Display Equipment

Note: Other display equipment, used primarily in a communications environment,  
is listed under subject code 09.

\*\*GA27-2701 IBM SYSTEM/360 COMPONENT DESCRIPTION IBM 2250  
DISPLAY UNIT MODEL 1  
\*\*GA27-2702 IBM SYSTEM/360 COMPONENT DESCRIPTION IBM  
2250 DISPLAY UNIT MODEL 2 IBM 2840 DISPLAY CONTROL MODEL 1  
\*\*GA27-2721 IBM SYSTEM/360 COMPONENT DESCRIPTION IBM 2250 DISPLAY UNIT  
MODEL 3 IBM 2840 DISPLAY CONTROL MODEL 2  
\*\*GA27-2700 IBM SYSTEM/360 COMPONENT DESCRIPTION:  
IBM 2260 DISPLAY STATION  
IBM 2848 DISPLAY CONTROL  
\*\*GA27-2731 IBM SYSTEM/360 COMPONENT DESCRIPTION  
IBM 2265 DISPLAY STATION IBM 2845 DISPLAY CONTROL  
\*\*GA27-2730 COMPONENT DESCRIPTION IBM 2285 DISPLAY COPIER

#### 07 DASD, Control Units

\*\*GA26-3633 DATA CELL HANDLING GUIDE  
\*\*GA26-5756 IBM DISK PACK AND CARTRIDGE HANDLING PROCEDURES  
\*\*GA26-1620 REFERENCE MANUAL FOR IBM INTEGRATED STORAGE CONTROL  
\*\*GA22-6895 IBM SYSTEM/360 COMPONENT DESCRIPTIONS - 2820 STORAGE  
CONTROL AND 2301 DRUM STORAGE  
\*\*GX20-1705 2311 MODEL 1 DISK STORAGE DRIVE CAPACITY AND TRANSMISSION  
TIME: REFERENCE SUMMARY  
\*\*GA26-3599 IBM SYSTEM/360 COMPONENT DESCRIPTIONS - 2314 DIRECT ACCESS  
STORAGE FACILITY AND 2844 AUXILIARY STORAGE CONTROL  
\*\*GX20-1710 IBM 2314 DIRECT ACCESS STORAGE FACILITY CAPACITY AND  
TRANSMISSION TIME REFERENCE CARD  
\*\*GA26-1606 IBM 2319 DISK STORAGE - A-SERIES, COMPONENT DESCRIPTION  
\*\*GA26-1589 COMPONENT SUMMARY-2835 STORAGE CONTROL  
2305 FIXED HEAD STORAGE  
\*\*GA26-5988 IBM SYSTEM/360 COMPONENT DESCRIPTIONS--2841 AND  
ASSOCIATED DASD  
\*\*GA26-1615 INTRODUCTION IBM 3330 A-SERIES DISK STORAGE - SYSTEM LIBRARY  
\*\*GA26-1630 IBM 3330 SERIES DISK STORAGE MODEL 1 TO MODEL 11 (ELEVEN)  
CUSTOMER CONVERSION GUIDE  
\*\*GX20-1920 IBM 3330 SERIES DISK STORAGE (3333 MODELS 1 AND 11, 3330  
MODELS 1, 2 AND 11): REFERENCE SUMMARY  
\*\*GA26-1619 IBM 3340 COMPONENT SUMMARY  
\*\*GA26-1625 IBM 3348 DATA MODULE HANDLING PROCEDURES  
\*\*GA26-1592 REFERENCE MANUAL FOR IBM 3830 STORAGE CONTROL AND IBM 3330  
DISK STORAGE  
\*\*GA26-1617 REFERENCE MANUAL FOR IBM 3830 STORAGE CONTROL MODEL 2  
\*\*GA32-0028 INTRODUCTION TO THE IBM 3850 MASS STORAGE SYSTEM (MSS)

#### 08 Other Devices, Control Units

\*\*GA21-9182 THE IBM DISKETTE FOR STANDARD DATA INTERCHANGE  
\*\*GA26-4187 DISKETTE HANDLING PROCEDURES  
\*\*GA24-3388 IBM 2671 PAPER TAPE READER,  
IBM 2822 PAPER TAPE READER CONTROL - COMPONENT DESCRIPTION  
\*\*GA33-4500 IBM SYSTEM/360 COMPONENT DESCRIPTIONS - 2826 PAPER TAPE  
CONTROL UNIT 1017 PAPER TAPE READER 1018 PAPER TAPE PUNCH

**\*\*GA21-9197** IBM 3540 DISKETTE INPUT/OUTPUT UNIT OPERATOR'S GUIDE AND PROGRAMMER'S REFERENCE MANUAL  
**\*\*GC21-5072** DOS/VS SYSTEM INFORMATION FOR IBM 3540 DISKETTE INPUT/OUTPUT UNIT  
**\*\*GA21-9152** IBM 3740 DATA ENTRY SYSTEM - SYSTEM SUMMARY AND INSTALLATION PHYSICAL PLANNING  
**\*\*GA21-9131** 3741 DATA STATION OPERATOR'S GUIDE  
**\*\*GA21-9183** IBM 3741 DATA STATION REFERENCE MANUAL  
**\*\*GA21-9194** IBM 3741 MODELS 3 AND 4 PROGRAMMABLE WORK STATION PROGRAMMING REFERENCE MANUAL  
**\*\*GA21-9196** IBM 3741 MODELS 3 AND 4 PROGRAMMABLE WORK STATION GENERAL INFORMATION  
**\*\*GX21-9204** IBM 3741 PROGRAMMABLE WORK STATION MODELS 3-4 REFERENCE CARD  
**\*\*GX21-9172** IBM 3741/3742 REFERENCE CARD  
**\*\*GA21-9136** 3742 DUAL DATA STATION OPERATOR'S GUIDE  
**\*\*GA21-9184** IBM 3742 DUAL DATA STATION REFERENCE MANUAL  
**\*\*GA21-9170** IBM 3747 DATA CONVERTER REFERENCE MANUAL & OPERATOR'S GUIDE  
**\*\*GX21-9171** IBM 3747 DATA CONVERTER REFERENCE CARD

09 Communications Systems or Equipment

Note: Some of the equipment below may be used for either remote or local communications.

**\*\*GA27-3099** SYSTEM NETWORK ARCHITECTURE - SYSTEM SUMMARY  
**\*\*GA27-3004** GENERAL INFORMATION - BINARY SYNCHRONOUS COMMUNICATIONS  
**\*\*GA27-3093** SYNCHRONOUS DATA LINK CONTROL GENERAL INFORMATION  
**\*\*GA21-9028** IBM 357/1030/2790 BADGE SPECIFICATIONS  
**\*\*GA24-1029** IBM 1001 DATA TRANSMISSION SYSTEM  
**\*\*GA24-3018** IBM 1030 DATA COLLECTION SYSTEM  
**\*\*GA21-9041** IBM 1035 COMPONENT DESCRIPTION AND OPERATING PROCEDURES  
**\*\*GA24-3020** IBM 1050 REFERENCE DIGEST  
**\*\*GA24-3125** IBM 1050 OPERATOR'S GUIDE  
**\*\*GA24-3471** IBM 1050 SYSTEM SUMMARY  
**\*\*GA24-3474** IBM 1050 DATA COMMUNICATION SYSTEM PRINCIPLES OF OPERATION  
**\*\*GA24-3034** IBM 1060 DATA COMMUNICATIONS SYSTEM  
**\*\*GA24-3266** IBM 1092 AND 1093 PROGRAMMED KEYBOARDS  
**\*\*GA22-6864** IBM 2701 DATA ADAPTER UNIT COMPONENT DESCRIPTION  
**\*\*GA22-6846** IBM SYSTEM/360 COMPONENT DESCRIPTION  
     IBM 2702 TRANSMISSION CONTROL  
**\*\*GA27-2703** IBM 2703 TRANSMISSION CONTROL COMPONENT DESCRIPTION  
**\*\*GA27-2704** IBM SYSTEM/360 COMPONENT DESCRIPTION IBM 2711 LINE ADAPTER UNIT  
**\*\*GA24-3426** IBM 2712 REMOTE MULTIPLEXOR  
**\*\*GA27-3029** 2721 PORTABLE AUDIO TERMINAL  
**\*\*GA27-3039** IBM 2721 PORTABLE AUDIO TERMINAL OPERATOR'S HANDBOOK  
**\*\*GA24-3403** IBM 2740 COMMUNICATION TERMINALS MODEL 1 AND 2 COMPONENT DESCRIPTION  
**\*\*GA24-3415** IBM 2741 COMMUNICATION TERMINAL  
**\*\*GA27-3001** IBM 2740/2741 COMMUNICATIONS TERMINAL - OPERATOR'S GUIDE  
**\*\*GA27-3011** IBM 2760 OPTICAL IMAGE UNIT COMPONENT DESCRIPTION  
**\*\*GA27-3013** SYSTEM COMPONENTS: IBM 2770 DATA COMMUNICATION SYSTEM OPERATOR'S GUIDE: IBM 2770 DATA COMMUNICATION SYSTEM  
**\*\*GA27-3038** IBM 2780 DATA TRANSMISSION TERMINAL - COMPONENT DESCRIPTION  
**\*\*GA27-3005** IBM 2790 DATA COMMUNICATION SYSTEM COMPONENT DESCRIPTION  
**\*\*GA27-3015** IBM 2790 SYSTEM SUMMARY  
**\*\*GA27-3016** IBM 2790 DATA COMMUNICATION SYSTEM OPERATOR'S GUIDE  
**\*\*GA27-3035** AN INTRODUCTION TO THE IBM 3270 INFORMATION DISPLAY SYSTEM OPERATOR'S GUIDE FOR IBM 3270 INFORMATION DISPLAY SYSTEMS  
**\*\*GA27-2739** IBM 3270 INFORMATION DISPLAY SYSTEM COMPONENT DESCRIPTION  
**\*\*GA27-2742** IBM 3270 PROBLEM DETERMINATION GUIDE  
**\*\*GA27-2749** IBM 3270 INFORMATION DISPLAY SYSTEM REFERENCE SUMMARY  
**\*\*GA27-2750** GUIDE TO USING THE IBM 3704 COMMUNICATIONS CONTROLLER CONTROL PANEL  
**\*\*GX20-1878** IBM 3704 OPERATOR REFERENCE SUMMARY  
**\*\*GA27-3086** IBM 3704 AND 3705 COMMUNICATIONS CONTROLLERS PRINCIPLES OF OPERATION  
**\*\*GA27-3091** TELEPROCESSING PREINSTALLATION GUIDE FOR IBM 3704 AND 3705 COMMUNICATIONS CONTROLLERS  
**\*\*GC30-3004** TELEPROCESSING INSTALLATION RECORD FOR IBM 3704 AND 3705 COMMUNICATIONS CONTROLLERS  
**\*\*GC30-3020** INTRODUCTION TO THE 3704 & 3705 COMMUNICATIONS CONTROLLERS GUIDE TO USING THE IBM 3705 CONTROL PANEL  
**\*\*GC30-3021** IBM 3705 OPERATOR REFERENCE SUMMARY  
**\*\*GA27-3051** IBM 3705 EMULATION - REFERENCE CARD  
**\*\*GA27-3087** IBM 3735 PROGRAMMABLE BUFFERED TERMINAL CONCEPT AND APPLICATION  
**\*\*GA27-3092** IBM 3735 PROGRAMMABLE BUFFERED TERMINAL OPERATOR'S GUIDE  
**\*\*GR29-0296**  
**\*\*GA27-3043**



**\*\*GA18-2000** IBM 3767 COMMUNICATION TERMINAL OPERATOR'S GUIDE  
**\*\*GA27-3096** IBM 3767 MODELS 1 & 2 COMMUNICATION TERMINAL COMPONENT DESCRIPTION  
**\*\*GA27-3104** 3767 COMMUNICATION TERMINAL CUSTOMER SITE PREPARATION GUIDE  
**\*\*GA27-3106** OPERATOR'S INTRODUCTION TO THE 3767 COMMUNICATION TERMINAL  
**\*\*GC30-3026** IBM 3767 COMMUNICATION TERMINAL SETUP INSTRUCTIONS  
**\*\*GA27-3097** IBM 3770 DATA COMMUNICATION SYSTEM-- SYSTEM COMPONENTS  
**\*\*GA27-3103** 3770 DATA COMMUNICATION SYSTEM CUSTOMER SITE PREPARATION GUIDE  
**\*\*GA27-3094** OPERATING PROCEDURES GUIDE: IBM 3774 AND 3775 COMMUNICATION TERMINALS  
**\*\*GA27-3095** REFERENCE CARD: IBM 3774 AND 3775 COMMUNICATION TERMINALS  
**\*\*GA27-3063** COMPONENT INFORMATION FOR THE IBM 3780 DATA COMMUNICATION TERMINAL  
**\*\*GA27-3058** IBM 3872 MODEM USER'S GUIDE  
**\*\*GA27-3062** IBM 3872 MODEM PROBLEM DETERMINATION CARD  
**\*\*GA33-0002** IBM 3874 MODEM USER'S GUIDE  
**\*\*GA33-0001** IBM 3875 MODEM USER'S GUIDE  
**\*\*GA36-0001** IBM 4872 MODEM MODEL 1  
**\*\*GA36-0004** IBM 4872 MODEM MODELS 2 AND 3  
**\*\*GA34-0016** IBM 5275 DIRECT NUMERICAL CONTROL STATION INTRODUCTION AND COMPONENT DESCRIPTION  
**\*\*GA27-2712** COMPONENT DESCRIPTION: IBM 7770 AUDIO RESPONSE UNIT MODEL 3

#### 10 Auxiliary Equipment

**\*\*GA22-6951** IBM 50 MAGNETIC DATA INSCRIBER OPERATOR'S GUIDE  
**\*\*GA27-2725** IBM 50 MAGNETIC DATA INSCRIBER COMPONENT DESCRIPTION  
**\*\*GA21-9078** IBM 5486 CARD SORTER OPERATOR'S GUIDE

#### 13 Special Features

**\*\*GA22-6983** SYSTEM/370 SPECIAL FEATURE: CHANNEL-TO-CHANNEL ADAPTER  
**\*\*GA33-3007** IBM SYSTEM/370 MODEL 135-TERMINAL ADAPTER TYPE I MODEL II (FOR ICA): SPECIAL FEATURE DESCRIPTION SYSTEM LIBRARY MANUAL  
**\*\*GA33-3008** IBM SYSTEM/370 MODEL 135 TERMINAL ADAPTER TYPE III FOR ICA: SPECIAL FEATURE DESCRIPTION  
**\*\*GA33-3009** IBM SYSTEM/370 MODEL 135-SYNCHRONOUS DATA ADAPTER TYPE II (FOR ICA): SPECIAL FEATURE DESCRIPTION  
**\*\*GA33-3011** IBM SYSTEM/370 MODEL 135 - TELEGRAPH ADAPTER TYPE II (FOR ICA): SPECIAL FEATURE DESCRIPTION MANUAL  
**\*\*GA22-7017** IBM SYSTEM/370 MODEL 155 II DYNAMIC ADDRESS TRANSLATION FACILITY  
**\*\*GA22-6955** IBM SYSTEM/370 SPECIAL FEATURE DESCRIPTION: 709/7090/7094/7094 II COMPATIBILITY FEATURE FOR IBM SYSTEM/370 MODEL 165  
**\*\*GA22-6958** IBM SYSTEM/370 SPECIAL FEATURE DESCRIPTION: 7070/7074 COMPATIBILITY FEATURE FOR IBM SYSTEM/370 MODELS 165, 165II, & 168  
**\*\*GA22-6963** IBM SYSTEM/370 SPECIAL FEATURE DESCRIPTION 7080 COMPATIBILITY FEATURE FOR IBM SYSTEM/370 MODELS 165, 165II, & 168  
**\*\*GA22-7016** IBM SYSTEM/370 MODEL 165 II DYNAMIC ADDRESS TRANSLATION FACILITY  
**\*\*GA24-3342** BATCH NUMBERING FEATURE FOR IBM 1241 AND 1419 MAGNETIC INK CHARACTER RECOGNITION READERS  
**\*\*GA27-2774** A GUIDE TO USING THE TEST REQUEST FEATURE ON IBM 3270 INFORMATION DISPLAY SYSTEMS  
**\*\*GA26-1632** IBM 3340 DISK/STORAGE - FIXED HEAD FEATURE USERS GUIDE  
**\*\*GC20-1767** OPTICAL MARK READ/CARD PRINT APPLICATION SOLUTIONS IBM 3504 and 3505 CARD READERS IBM 3525 CARD PUNCH

#### 14 Custom Features and Supporting Programs

**\*\*GA34-1507** IBM SYSTEM/7-360/370 CHANNEL ATTACHMENT: GENERAL INFORMATION MANUAL, RPQ D08112  
**\*\*GA09-1600** IBM 3270 INFORMATION DISPLAY SYSTEM CUSTOM FEATURE DESCRIPTION: 129-3270 ATTACHMENT (RPQ 8T0093)  
**\*\*GX09-1000** IBM 129-3270 OPERATOR'S REFERENCE SUMMARY  
**\*\*GX09-1001** IBM 129-3270 (RPQ 8T0105) OPERATOR'S REFERENCE SUMMARY  
**\*\*GA27-3066** SUPPLEMENTARY OPERATOR'S AND PROGRAMMER'S GUIDE INFORMATION CARD IBM 3735 WITH IBM 129 CARD DATA RECORDER (RPQ#EB1935)  
**\*\*GA24-3590** IBM 1972 MODEL 3 PRODUCTION TERMINAL 1972 MODEL 4 INSTRUCTION CONSOLE OPERATOR'S GUIDE

**\*\*GL21-9071** IBM 2501 CARD READER, MODELS A AND B RPQ FEATURES  
**\*\*GA26-1599** IBM 2730 MODEL 1 TRANSACTION VALIDATION TERMINAL, IBM 2968  
 MODEL 9 AND MODEL 12 RECEIVER-TERMINAL CONTROL UNIT  
**\*\*GX26-1618** IBM 2730 TRANSACTION VALIDATION TERMINAL - REFERENCE CARD  
**\*\*GA27-2737** IBM 2909-3 ASYNCHRONOUS DATA CHANNEL RPQ F13299  
 CUSTOM FEATURE DESCRIPTION  
**\*\*GL22-6937** SYSTEM/360 AND SYSTEM/370 CUSTOM FEATURE DESCRIPTION:  
 2914 SWITCHING UNIT MODEL 1 - RPQ 880882  
**\*\*GL22-7025** 2914 STORAGE CONTROL INTERFACE SWITCH MODEL 2 (RPQ 8P0290)  
 PRODUCT DESCRIPTION AND PHYSICAL PLANNING  
**\*\*GL24-3570** IBM 2946 TERMINAL CONTROL SUBSYSTEM  
 COMPONENT DESCRIPTION AND OPERATING GUIDE  
**\*\*GCB8-6796** IBM 2947-4 CHECK COLLECTION CONTROLLER (RPQ #888264)  
 SEQUENTIAL ACCESS METHOD (CSAM) MAIN MODULE-DOS  
 MICROFICHE LISTING, PROG. NO. 5799-WAF  
**\*\*GCB8-6797** IBM 2947-4 CHECK COLLECTION CONTROLLER (RPQ #888264)  
 SEQUENTIAL ACCESS METHOD (CSAM) ERR MODULE-DOS  
 MICROFICHE LISTING - PROGRAM NUMBER 5799-WAF  
**\*\*GCB8-6798** IBM 2947-4 CHECK COLLECTION CONTROLLER (RPQ #888264)  
 SEQUENTIAL ACCESS METHOD (CSAM) MAIN MODULE-OS  
 MICROFICHE LISTING - PROGRAM NUMBER 5799-WAG  
**\*\*GCB8-6799** IBM 2947-4 CHECK COLLECTION CONTROLLER (RPQ #888264)  
 SEQUENTIAL ACCESS METHOD (CSAM) ERR MODULE-OS  
 MICROFICHE LISTING - PROGRAM NUMBER 5799-WAG  
**\*\*GC28-6687** USER'S GUIDE FOR THE IBM 2947-4 CHECK COLLECTION CONTROLLER  
 SEQUENTIAL ACCESS METHOD PROGRAM SUPPORTING RPQ 888264  
 PROGRAM NUMBERS 5799-WAF, 5799-WAG  
**\*\*GL22-6979** IBM 2947 MODEL 4 CHECK COLLECTION CONTROLLER (RPQ 888264)  
 FUNCTIONAL CHARACTERISTICS - REFERENCE MANUAL  
**\*\*GY28-6688** INTERNAL LOGIC MANUAL FOR THE IBM 2947-4 CHECK COLLECTION  
 CONTROLLER SEQUENTIAL ACCESS METHOD - PROGRAM SUPPRT  
 RPQ 888264 - PROGRAM NUMBERS 5799-WAF 5799-WAG  
**\*\*GL24-3618** 2956 MODEL 8 CARD READER RPQ 810582 CUSTOM UNIT  
 DESCRIPTION AND PHYSICAL PLANNING  
**\*\*GA27-2758** IBM 3270 INFORMATION DISPLAY SYSTEM CUSTOM FEATURE  
 DESCRIPTION, DUAL CASE CHARACTER SET RPQ 8K0366  
**\*\*GA27-2775** IBM 3270 INFORMATION DISPLAY SYSTEM CUSTOM FEATURE  
 DESCRIPTION SIGNATURE DISPLAY (RPQS 7U0010, 8K0438)  
**\*\*GH19-7024** IBM 3277 DISPLAY STATION CUSTOM FEATURE DESC. 1980-C24  
 PRINTER ATTACHMENT RPQ U58950  
**\*\*GA27-2752** IBM 3284/3286 PRINTER CUSTOM FEATURE DESCRIPTION MARGIN STOP  
 VARIABLE RPQ #EB3995  
**\*\*GA27-2753** IBM 3284/3286 PRINTER CUSTOM FEATURE DESCRIPTION VERTICAL  
 FORMS INDEX CONTROL (RPQ EB4324)  
**\*\*GA27-2773** IBM 3284/3286 PRINTER CUSTOM FEATURE DESCRIPTION: FORMS  
 TRACTOR (RPQ WD 4031)  
**\*\*SY30-3006** IBM 3705 EMULATION PROGRAM GENERATION AND LOGIC MANUAL FOR  
 PROGRAM SUPPORT FOR HARDWARE RPQ M26099 SABRE LINE CONTROL  
**\*\*SY30-3014** IBM 3705 EMULATION PROGRAM GENERATION AND LOGIC  
 MANUAL FOR RPQ 858663, PLOTTER ADAPTER - PSHRPQ P85008 -  
 PROG. NO. 5799-WFA  
**\*\*GA27-3069** SUPPLEMENTARY OPERATOR'S AND PROGRAMMER'S GUIDE INFORMATION  
 IBM 3735 WITH IBM KEYPAD UNIT AND FILE SEARCH (RPQ #853102)  
**\*\*GA27-3073** IBM 3735 WITH AUTO FDP EXECUTION RPQ #MB7057 OPERATOR'S CARD  
**\*\*GA21-9224** IBM 3740 DATA ENTRY SYSTEM ASCII RPQ REFERENCE MANUAL  
 SUPPORTING RPQS S40064, S40075, and S40081  
**\*\*GA33-3016** IBM 3740 DATA ENTRY SYSTEM SPECIAL SELF-CHECK NUMBER DEVICE  
 CUSTOM UNIT DESCRIPTION RPQS USA WE0408, Z07465; WT X10260  
**\*\*GA21-9221** IBM 3742 DUAL DATA STATION FUNCTION CONTROL FEATURE  
 REFERENCE MANUAL SUPPORTING RPQ 843866  
**\*\*GA36-0002** IBM 4481 FILM READER/RECORDER  
**\*\*GA36-0003** 4481 FILM READER/RECORDER PROGRAMMER'S GUIDE  
**\*\*GA34-1511** SYSTEM/370 IBM 5098-N05 SENSOR BASED CONTROL UNIT GENERAL  
 INFORMATION MANUAL  
**\*\*GA34-1531** IBM 5275 MACHINE TOOL CONTROL UNIT (MCU) ACCESSORY RPQ  
 D08286: GENERAL INFORMATION MANUAL  
**\*\*GA33-3015** REFERENCE MANUAL FOR IBM 5985 COLOR DISPLAY CONTROL UNIT  
 MODEL H02 AND IBM 5941 DISPLAY CONSOLE, MODEL H02 (SEE  
 ABSTRACT FOR RPQS)  
**\*\*GA27-2740** IBM 7412 MODEL 1, CONSOLE, CUSTOM SYSTEMS RPQ AA2846,  
 CUSTOM FEATURE DESCRIPTION  
**\*\*GL22-7015** IBM 7441-1/1980-9 CUSTOM TERMINAL FUNCTIONAL CHARACTERISTICS  
 OPERATING PROCEDURES AND PHYSICAL PLANNING

## 15 Physical Planning

\*\*GC22-7004 IBM SYSTEM/370 INSTALLATION MANUAL -- PHYSICAL PLANNING  
\*\*GC19-0004 IBM SYSTEM/370 INSTALLATION MANUAL -- PHYSICAL PLANNING  
\*\*GX22-6985 IBM PHYSICAL PLANNING TEMPLATE: SYSTEM/360 AND SYSTEM/370  
CHANNELS: 2860, 2870, AND 2880  
\*\*GX22-6857 IBM PHYSICAL PLANNING TEMPLATE: SYSTEM/360 AND SYSTEM/370  
COMMUNICATIONS EQUIPMENT  
\*\*GA24-3435 PLANNING AND INSTALLATION OF A DATA COMMUNICATION SYSTEM  
USING IBM LINE ADAPTERS  
\*\*GA27-3006 IBM REMOTE MULTIPLEXERS AND COMMUNICATIONS TERMINALS  
INSTALLATION MANUAL - PHYSICAL PLANNING  
\*\*GX27-2900 IBM PHYSICAL PLANNING TEMPLATE: COMMUNICATIONS TERMINALS  
\*\*GX22-6859 IBM PHYSICAL PLANNING TEMPLATE: SYSTEM/360 AND SYSTEM/370  
CONSOLES AND TERMINALS  
\*\*GX22-6858 IBM PHYSICAL PLANNING TEMPLATE: SYSTEM/360 AND SYSTEM/370  
DATA STORAGE DEVICES  
\*\*GX22-6925 IBM PHYSICAL PLANNING TEMPLATE: SYSTEM/360 AND SYSTEM/370  
FIELD ENGINEERING FURNITURE AND TEST EQUIPMENT  
\*\*GX22-6860 IBM PHYSICAL PLANNING TEMPLATE: SYSTEM/360 AND SYSTEM/370  
MAGNETIC AND OPTICAL CHARACTER READERS  
\*\*GX22-6855 IBM PHYSICAL PLANNING TEMPLATE: SYSTEM/360 AND SYSTEM/370  
MAGNETIC TAPE UNITS AND CONTROLS  
\*\*GX22-6834 PUNCHED CARD AND TAPE I/O AND PRINTERS, FOR SYSTEM/360 AND  
SYSTEM/370: IBM PHYSICAL PLANNING TEMPLATE  
\*\*GX22-7021 IBM PHYSICAL PLANNING TEMPLATE: SYSTEM/370 MODEL 125  
\*\*GX22-7008 IBM PHYSICAL PLANNING TEMPLATE: SYSTEM/370 MODEL 135  
\*\*GX22-7005 IBM PHYSICAL PLANNING TEMPLATE: SYSTEM/370 MODEL 145  
\*\*GX22-7006 IBM PHYSICAL PLANNING TEMPLATE: SYSTEM/370 MODEL 155  
\*\*GX22-7023 IBM PHYSICAL PLANNING TEMPLATE: SYSTEM/370 MODEL 158  
\*\*GX22-7007 IBM PHYSICAL PLANNING TEMPLATE: SYSTEM/370 MODEL 165  
\*\*GX22-7022 IBM PHYSICAL PLANNING TEMPLATE: SYSTEM/370 MODEL 168 AND  
MODEL 168 MULTIPROCESSING  
\*\*GX22-6981 IBM PHYSICAL PLANNING TEMPLATE SYSTEM/360 MODEL 195  
\*\*GA24-3021 IBM 1030 DATA COLLECTION SYSTEM INSTALLATION MANUAL -  
PHYSICAL PLANNING  
\*\*GX21-9030 IBM PHYSICAL PLANNING TEMPLATE, 1030 DATA COLLECTION SYSTEM  
\*\*GA24-3022 IBM 1050 DATA COMMUNICATIONS SYSTEM INSTALLATION MANUAL,  
PHYSICAL PLANNING  
\*\*GX24-3381 IBM PHYSICAL PLANNING TEMPLATE,  
1050 DATA COMMUNICATIONS SYSTEM  
\*\*GA21-9010 IBM 1060 DATA COMMUNICATIONS SYSTEM INSTALLATION MANUAL -  
PHYSICAL PLANNING  
\*\*GA24-3561 IBM 1925 MODEL 18 INTERFACE SWITCH UNIT RPQ 811301  
INSTALLATION MANUAL--PHYSICAL PLANNING  
\*\*GA24-3566 IBM 1972 MODEL 3 PRODUCTION TERMINAL  
IBM 1972 MODEL 4 INSTRUCTION CONSOLE INSTALLATION MANUAL  
PHYSICAL PLANNING COMPONENT DESCRIPTION  
\*\*GX22-7037 2401 MAGNETIC TAPE UNIT MODELS 1 TO 6 AND 8, FOR SYSTEM/370:  
IBM PHYSICAL PLANNING TEMPLATE  
\*\*GX22-7038 2415 MAGNETIC TAPE UNIT AND CONTROL MODELS 1 TO 6, FOR  
SYSTEM/370: IBM PHYSICAL PLANNING TEMPLATE  
\*\*GX22-7039 2420 MAGNETIC TAPE UNIT MODELS 5 AND 7, FOR SYSTEM/370:  
IBM PHYSICAL PLANNING TEMPLATE  
\*\*GX22-7041 2495 TAPE CARTRIDGE READER MODEL 1, FOR SYSTEM/370:  
IBM PHYSICAL PLANNING TEMPLATE  
\*\*GA26-1600 2730 MODEL 1, 2968 MODEL 9, AND 2968 MODEL 12: INSTALLATION  
MANUAL - PHYSICAL PLANNING  
\*\*GA27-3019 IBM 2770 DATA COMMUNICATION SYSTEM  
INSTALLATION MANUAL--PHYSICAL PLANNING  
\*\*GX27-2909 PHYSICAL PLANNING TEMPLATE IBM 2770 DATA COMMUNICATION  
SYSTEM  
\*\*GA27-3017 IBM 2790 DATA COMMUNICATION SYSTEM INSTALLATION MANUAL  
PHYSICAL PLANNING  
\*\*GX22-7042 2803 TAPE CONTROL MODELS 1 TO 3, FOR SYSTEM/370:  
IBM PHYSICAL PLANNING TEMPLATE  
\*\*GX22-7043 2804 TAPE CONTROL MODELS 1 TO 3, FOR SYSTEM/370:  
IBM PHYSICAL PLANNING TEMPLATE  
\*\*GX22-7044 2816 SWITCHING UNIT MODEL 1, FOR SYSTEM/370:  
IBM PHYSICAL PLANNING TEMPLATE  
\*\*GA27-2727 IBM SYSTEM/360 CUSTOM SYSTEMS UNIT 2909 MODEL 3 -  
ASYNCHRONOUS DATA CHANNEL RPQ F13299 RPQ 882045  
INSTALLATION BULLETIN--PHYSICAL PLANNING  
\*\*GA24-3562 IBM 2911 MODEL 14 INTERFACE SWITCH UNIT RPQ 811503  
INSTALLATION MANUAL--PHYSICAL PLANNING  
\*\*GL22-6936 IBM 2914 SWITCHING UNIT MODEL 1, RPQ 880882, CUSTOM FEATURE:  
INSTALLATION MANUAL - PHYSICAL PLANNING

\*\*GL24-3571 IBM 2946 TERMINAL CONTROL SUBSYSTEM INSTALLATION MANUAL  
 PHYSICAL PLANNING  
 \*\*GL22-6982 IBM 2947 CHECK COLLECTION CONTROLLER MODEL 4 (RPQ 888264)  
 INSTALLATION MANUAL PHYSICAL PLANNING  
 \*\*GA27-3044 IBM 2976 MOBILE TERMINAL SYSTEM CUSTOM SYSTEM DESCRIPTION  
 OPERATOR'S GUIDE - PHYSICAL PLANNING  
 \*\*GA26-1621 INSTALLATION MANUAL PHYSICAL PLANNING IBM 2984 MODEL 1 CASH  
 ISSUING TERMINAL RPQ 834660  
 \*\*GX22-7018 3270 INFORMATION DISPLAY SYSTEM: PHYSICAL PLANNING TEMPLATE  
 \*\*GX22-7047 IBM PHYSICAL PLANNING TEMPLATE: 3330 DISK STORAGE MODELS  
 1, 2, AND 11; 3333 DISK STORAGE & CONTROL MODELS 1 AND 11  
 \*\*GX22-7029 3340 DISK STORAGE MODELS A2, B1, AND B2, FOR SYSTEM/370:  
 IBM PHYSICAL PLANNING TEMPLATE  
 \*\*GX22-7035 3410 MAGNETIC TAPE UNIT MODELS 1 TO 3 AND 3411 MAGNETIC TAPE  
 UNIT AND CONTROL MODELS 1 TO 3 FOR SYSTEM/370: IBM PHYSICAL  
 PLANNING TEMPLATE  
 \*\*GX22-7045 3540 DISKETTE INPUT/OUTPUT UNIT MODELS B1 AND B2 FOR  
 SYSTEM/370: IBM PHYSICAL PLANNING TEMPLATE  
 \*\*GX22-7032 3704 COMMUNICATIONS CONTROLLER FOR SYSTEM/370:  
 IBM PHYSICAL PLANNING TEMPLATE  
 \*\*GX22-7051 3705 COMMUNICATIONS CONTROLLER FOR SYSTEM/370:  
 PHYSICAL PLANNING TEMPLATE  
 \*\*GX21-9155 IBM 3740 DATA ENTRY SYSTEM PHYSICAL PLANNING TEMPLATE  
 \*\*GX27-2917 3770 DATA COMMUNICATION SYSTEM PHYSICAL PLANNING TEMPLATE  
 \*\*GX22-7046 3830 STORAGE CONTROL MODELS 1, 2 AND 3 FOR SYSTEM/370  
 IBM PHYSICAL PLANNING TEMPLATE  
 \*\*GX22-7053 IBM PHYSICAL PLANNING TEMPLATE 3851 MASS STORAGE FACILITY  
 FOR S/370  
 \*\*GX22-7052 IBM PHYSICAL PLANNING TEMPLATE FOR 3881 OPTICAL MARK READER  
 MODELS 1 TO 3 & 3886 OPTICAL CHARACTER READER MODELS 1&2  
 \*\*GX22-7031 IBM PHYSICAL PLANNING TEMPLATE 3890 DOCUMENT  
 PROCESSOR  
 \*\*GA 27-2741 INSTALLATION BULLETIN PHYSICAL PLANNING FOR IBM 7412  
 CONSOLE MODEL 1 CUSTOM SYSTEMS RPQ AA2846  
 \*\*GL21-9225 IBM 7460-4 STUB CARD READER RPQ EE7595 INSTALLATION  
 MANUAL-- PHYSICAL PLANNING

### Machine Library Charts (Six Charts)

The following six library charts are arranged by the numbers of the system models and (next page) the attachable devices. The order number given below

under "I/O Configurator" identifies the publication that shows the models of System/370 to which a storage or communications device can be attached.

<b>SYSTEM PUBLICATIONS</b>	System Summary	System Reference	System Physical Planning Reference	I/O Configurator	
System/370	GA22-7001	GA22-7000	GC22-7004	GA22-7002	

<b>MODEL PUBLICATIONS</b>	Model Reference	Model Configurator	Model Operating Procedures	Model Physical Planning Template	Other Features
System/370					
Model 115	GA33-1510	GA33-1511		GX22-7028	
Model 125	GA33-1506	GA33-1507	GA33-1509	GX22-7021	
Model 135	GA33-3005 GA33-3010	GA33-3014	GC38-0005	GX22-7008	GA33-3007 GA33-3008 GA33-3009 GA33-3011
Model 145	GA24-3557 GA24-3573		GC38-0015	GX22-7005	
Model 155	GA22-6942 GA22-6962	GA22-6957	GA22-6966	GX22-7006	GA22-7017
Model 158	GA22-7011 GA22-7012	GA22-7013	GC38-0025	GX22-7023	
Model 165	GA22-6935	GA22-6956	GA22-6969	GX22-7007	GA22-6955 GA22-6958 GA22-6963
Model 168	GA22-7010	GA22-7014	GC38-0030	GX22-7022	GA22-6955 GA22-6958 GA22-6963
Model 195	GA22-6943	GA22-6944	GA22-6954	GX22-6981	

## Storage and Communications Equipment

<i>Device or Control Unit</i>	<i>Publication Order Number</i>		<i>Device or Control Unit</i>	<i>Publication Order Number</i>	
	<i>Reference Manual</i>	<i>Physical Planning Template</i>		<i>Reference Manual</i>	<i>Physical Planning Template</i>
System/3 Computing System	GC20-8080	T57 314* K57 449*	1259 Magnetic Character Reader Models 1, 2	GA24-3500	GX22-6860† T57 411* K57 405*
System/7 Computing System	GA34-0002	T57 503* K57 507*	1259 Magnetic Character Reader Models 31-34		T57 411* K57 405*
System/32 Computing System	GC21-7582 (GC21-7591)		1270 Optical Reader Sorter Models 1-4	GA19-0035*	T57 492* K57 493*
50 Magnetic Data Inscrber Model 1	GA27-2725		1275 Optical Reader Sorter Models 2, 4	GA19-0034*	T57 411* K57 405*
1001 Data Transmission Terminal Model 3	GA24-1029 (GA21-9138)		1287 Optical Reader Models 1-5	GA21-9064	GX22-6860† T57 238* K57 155*
1013 Card Transmission Terminal Model 1	(GC20-1668)	GX27-2900†	1288 Optical Page Reader Model 1	GA21-9081	GX22-6860† T57 249* K57 166*
1017 Paper Tape Reader Models 1, 2	GA33-4500	GX22-6834† T57 413* K57 407*	1403 Printer Models 2, 3, 7, or N1	GA24-3073 (GA24-3312)	GX22-6834† T57 215* K57 352* T57 216* K57 161*
1018 Paper Tape Punch Model 1	GA33-4500	GX22-6834† T57 413* K57 407*			
1030 Data Collection System (1031, 1032, 1033, 1034, 1035)	GA24-3018	GX21-9030† T57 317* K57 416*	1419 Magnetic Character Reader Model 1	GA24-1499	GX22-6860† T57 248* K57 165*
1050 Data Communication System (1051, 1052, 1053, 1054, 1055, 1056, 1057/1058)	GA24-3020	GX24-3381† T57 318* K57 417*	1419 Magnetic Character Reader Models 31, 32	GA19-0023*	T57 248* K57 165*
1052 Printer Keyboard Model 7	GA24-3471 (GA22-6877)	GX22-6859† T57 318* K57 417*	1442 Card Punch Models N1, N2	GA21-9025 (GA21-9042)	GX22-6834† T57 219* K57 167*
1053 Printer Models 1, 4	GA24-3471 GA24-3474	GX22-6859† T57 318* K57 417*	1443 Printer Model N1	GA24-3120	GX22-6834† T57 250* K57 170*
1060 Data Communication System (1061, 1062)	GA24-3034	T57 321* K57 418*	2150 Console Model 1	GA22-6877	GX22-6859† T57 252* K57 172*
1070 Process Communication System (1071, 1072)	GA26-5989	GX26-5962†	2250 Display Unit Models 1, 3	GA27-2701 GA27-2702 GA27-2721	GX22-6859† T57 253* K57 173*
1092 Programmed Keyboard Models 1, 2	GA24-3266	GX24-3238†	2260 Display Station Models 1, 2	GA27-2700	GX22-6859† T57 092* K57 097*
1093 Programmed Keyboard Models 1, 2	GA24-3266	GX24-3238†			
1130 Computing System (1131, 1132, 1133, 1134, 1055)	GA26-1575	GX26-5997† T57 313* K57 420*	2265 Display Station Model 1	GA27-2731	GX22-6859† T57 308* K57 363*
1255 Magnetic Character Reader Models 1-3	GA24-3542	GX22-6860†	2285 Display Copier Model 1	GA27-2730	GX22-6859† T57 253* K57 173*
1255 Magnetic Character Reader Models 21-23	GA19-0047*		2301 Drum Storage Model 1	GA22-6895	GX22-6858† T57 255* K57 175*

\* following the order number shows the item is for World Trade use only.

† following the order number shows the item is for U.S.A. use only.

Publications shown in parenthesis are related references but not primary references.

<i>Device or Control Unit</i>	<i>Publication Order Number</i>		<i>Device or Control Unit</i>	<i>Publication Order Number</i>	
	<i>Reference Manual</i>	<i>Physical Planning Template</i>		<i>Reference Manual</i>	<i>Physical Planning Template</i>
2302 Disk Storage Models 3, 4	GA26-5988	GX22-6858† T57 242* K57 159*	2415 Magnetic Tape Unit and Control, Models 1-6	GA22-6866	GX22-7038† T57 410* K57 409*
2303 Drum Storage Model 1	GA26-5988	GX22-6858† T57 346* K57 349*	2420 Magnetic Tape Unit Model 5	GA32-0007	GX22-7039† T57 099* K57 093*
2305 Fixed Head Storage Models 1, 2	GA26-1589	GX22-6858† T57 502* K57 506*	2420 Magnetic Tape Unit Model 7	GA22-6866	GX22-7039† T57 425* K57 447*
2311 Disk Storage Drive Model 1	GA26-5988	GX22-6858† T57 256* K57 176*	2495 Tape Cartridge Reader Model 1	GA27-2726	GX22-7041† T57 309* K57 421*
2312 Disk Storage Model A1	GA26-3599	GX22-6858† T57 400* K57 401*	2501 Card Reader Models B1, B2	GA21-9026	GX22-6834† T57 090* K57 095*
2313 Disk Storage Model A1	GA26-3599	GX22-6858† T57 400* K57 401*	2520 Card Read Punch Model B1	GA21-9027	GX22-6834† T57 091* K57 096*
2314 Direct Access Storage Facility, Model 1	GA26-3599	GX22-6858† T57 430* K57 434*	2520 Card Punch Models B2, B3	GA21-9027	GX22-6834† T57 213* K57 207*
2314 Storage Control Models A1, B1	GA26-3599	GX22-6858† T57 400* K57 401* T57 510* T57 511*	2540 Card Read Punch Model 1	GA24-3312 (GA21-9033)	GX22-6834† T57 244* K57 160*
2318 Disk Storage Model A1	GA26-3599	GX22-7008†	2560 Multi-Function Card Machine, Models A1, A2	GA26-5893	GX22-6834† T57 214* K57 208*
2319 Disk Storage Models A1-A3, B1, B2	GA26-1606	GX22-7008† GX22-6858† GX22-7005† T57 301* K57 395* T57 510* K57 511*	2596 Card Read Punch Model 1	GA21-9144	GX22-6834† T57 522* K57 523*
2321 Data Cell Drive Model 1	GA26-5988 (GA26-3633)	GX22-6858† T57 257* K57 177*	2671 Paper Tape Reader Model 1	GA24-3388	GX22-6834† T57 272* K57 192*
2401 Magnetic Tape Unit Models 1-6, 8	GA22-6866	GX22-7037† T57 259* K57 179*	2701 Data Adapter Unit Model 1	GA22-6846 (GA22-6864)	GX22-6857† T57 263* K57 183*
2402 Magnetic Tape Unit Models 1-6	GA22-6866	GX22-6855† T57 260* K57 180*	2702 Transmission Control Model 1	GA22-6846	GX22-6857† T57 264* K57 184*
2403 Magnetic Tape Unit and Control, Models 1-6	GA22-6866	GX22-6855† T57 261* K57 181*	2703 Transmission Control Model 1	GA27-2703	GX22-6857† T57 437* K57 436*
2404 Magnetic Tape Unit and Controls, Models 1-3	GA22-6866	GX22-6855† T57 261* K57 181*	2711 Line Adapter Unit Model 1	GA27-2704	GX22-6857† T57 444* K57 443*
			2715 Transmission Control Unit Models 1, 2	GA27-2704	GX22-6857† T57 329* K57 397*

\* following the order number shows the item is for World Trade use only.

† following the order number shows the item is for U.S.A. use only.

Publications shown in parenthesis are related references but not primary references.

<i>Device or Control Unit</i>	<i>Publication Order Number</i>		<i>Device or Control Unit</i>	<i>Publication Order Number</i>	
	<i>Reference Manual</i>	<i>Physical Planning Template</i>		<i>Reference Manual</i>	<i>Physical Planning Template</i>
2740 Communication Terminal Models 1, 2	GA24-3403 (GA27-3001)	GX21-9155† T57 440* K57 442*	2845 Display Control Model 1	GA27-2731	GX27-2900† T57 308* K57 363*
2741 Communication Terminal Model 1	GA24-3415	GX21-9155† T57 440* K57 442*	2848 Display Control Models 1, 2, 3, 21, 22	GA27-2700	GX22-6859† T57 092* K57 097*
2772 Multi-Purpose Control Unit Model 1	GA27-3013 (GA27-3014)	GX27-2909† T57 316* K57 414*	3203 Printer Models 1, 2	GA22-7001	GX22-7021† GX22-7028† T57 486* K57 487*
2780 Data Transmission Terminal Models 1-4	GA27-3005	GX27-2900† T57 310* K57 422*	3210 Console Printer-Keyboard Models 1, 2	GA24-3552	GX22-6859†
2790 Data Communication System (2791, 2792, 2793, 2795, 2796, 2797, 2798)	GA27-3015		3211 Printer Model 1	GA24-3543	GX22-6834† T57 336* K57 370*
2803 Tape Control Models 1-3	GA22-6866	GX22-6858† T57 266* K57 186*	3213 Console Printer Model 1	GA22-7001	GX22-6859† T57 458* K57 459*
2804 Tape Control Models 1-3	GA22-6866	GX22-7043† T57 266* K57 186*	3215 Console Printer-Keyboard Model 1	GA24-3550	GX22-6859†
2816 Switching Unit Model 1	GA22-6866	GX22-7044† T57 268* K57 188*	3270 Information Display System (3271, 3272, 3275, 3277, 3284, 3286, 3288)	GA27-2749 (GA27-2739)	GX22-7018† T57 517* K57 519*
2820 Storage Control Model 1	GA22-6895	GX22-6858† T57 269* K57 189*	3330 Disk Storage Models 1, 2, 11	GA26-1592 (GA26-1615)	GX22-7047† T57 337* K57 371*
2821 Control Unit Models 1-6	GA24-3312	GX22-6834† T57 270* K57 190*	3333 Disk Storage and Control Models 1, 11	GA26-1592 (GA26-1615)	GX22-7047† T57 454* K57 455*
2822 Paper Tape Reader Control Model 1	GA24-3388	GX22-6834† T57 272* K57 192*	3340 Direct Access Storage Facility, Models A2, B1, B2	GA26-1619	GX22-7029† T57 524* K57 525*
2826 Paper Tape Control Model 1	GA33-4500	GX22-6834† T57 413* K57 407*	3410 Magnetic Tape Unit Models 1-3	GA32-0022 (GA32-0015)	GX22-6860† T57 452* K57 453*
2835 Storage Control Models 1, 2	GA26-1589	GX22-6858† T57 502* K57 506*	3411 Magnetic Tape Unit and Control, Models 1-3	GA32-0022 (GA32-0015)	GX22-7035† T57 452* K57 453*
2840 Display Control Model 2	GA27-2721	GX22-6859† T57 273* K57 193*	3420 Magnetic Tape Unit Models 3-8	GA32-0021 (GA32-0020) (GA32-0023)	GX22-7030† T57 501* K57 505*
2841 Storage Control Model 1	GA26-5988	GX22-6858† T57 274* K57 194*	3504 Card Reader Models A1, A2	GA21-9124	GX22-6834† T57 514* K57 515*
2844 Auxiliary Storage Control Model 1	GA26-3599	GX22-6858† T57 445* K57 446*	3505 Card Reader Models B1, B2	GA21-9124	GX22-6834† T57 514* K57 515*
			3525 Card Punch Models P1-P3	GA21-9124	GX22-6834† T57 514* K57 515*

\* following the order number shows the item is for World Trade use only.

† following the order number shows the item is for U.S.A. use only.

Publications shown in parenthesis are related references but not primary references.



<i>Device or Control Unit</i>	<i>Publication Order Number</i>		<i>Device or Control Unit</i>	<i>Publication Order Number</i>	
	<i>Reference Manual</i>	<i>Physical Planning Template</i>		<i>Reference Manual</i>	<i>Physical Planning Template</i>
3540 Diskette Input/Output Unit Models B1, B2	GC21-5072	GX22-7045† T57 482* K57 483*	3830 Storage Control Models 1, 2	GA26-1592 (GA26-1617)	GX22-7046† T57 337* K57 371* T57 538* K57 539*
3600 Finance Communication System (3601, 3604, 3610, 3612, 3614, 3618)	GA27-2764 (GC27-0001)	GX27-2955† GX10-0037* T57 526* K57 527*	3850 Mass Storage System (3851, 3830, 3333, 3330)	GA32-0028	GX22-7053† T57 530* K57 531*
3650 Retail Store System (3651, 3653, 3275, 3284, 3657, 3659)	GA27-3075 (GA27-3074)	GX27-2914† T57 494* K57 495*	3872 Modem Model 1	GA27-3058	
3660 Supermarket System (3651, 3663, 3666, 3669)	GA27-3076 (GA27-3074)	GX27-2915† T57 540* K57 541*	3874 Modem	GA33-0002	
3670 Brokerage Communication System (3671, 3672, 3673, 3674)	GA27-3050 (GA27-3049)		3875 Modem Model 1	GA27-3058	
3704 Communications Controller Models A1-A4	GA27-3051	GX22-7032† K57 470* T57 471*	3881 Optical Mark Reader Models 1, 2, 3	GA21-9143	GX22-7052† T57 460* K57 461*
3705 Communications Controller Models A1, A2, B1-B4, C1-C4	GA27-3051 (GA27-3087)	GX22-7051† T57 520* K57 521*	3886 Optical Character Reader Model 1	GA21-9147	GX22-6860† T57 480* K57 481*
3735 Programmable Buffered Terminal, Model 1	GA27-3043	GX27-2913†	3890 Document Processor Models A1-A6	GA24-3612	GX22-7031† T57 496* K57 497*
3740 Data Entry System (3741, 3742, 3713)	GA21-9152	GX21-9155† T57 472* K57 473*	3944 Dial Terminal Model 10	GA19-0010*	
3747 Data Converter Model 1	GA21-9183	GX21-9155†	3945 Telegraph Line Terminator Models 11, 12	GA19-0013*	
3767 Communication Terminal Models 1, 2	GA27-3096 (GA18-2000)	K57 536* K57 537*	3974 Modulator Models 1, 2	GA19-0016*	
3770 Communication System (3771, 3773, 3774, 3775, 3776)	GA27-3097 (GA27-3094)	GX27-2917† T57 532* K57 533*	3975 Demodulator Models 1, 2	GA19-0016*	
3780 Data Communications Terminal, Model 1	GA27-3063	GX27-2900† T57 466* K57 467*	3976 Modem Models 1, 2	GA19-0020* (GA19-0021*)	
3781 Card Punch Model 1	GA27-3063	T57 466* K57 467*	3976 Modem Model 3	GA19-0041* (GA19-0042*)	
3790 Communication System (3791, 3792, 3793)	GA27-2767	T57 534* K57 535*	3977 Modem Models 1, 2	GA19-0014* (GA19-0032*)	
3803 Tape Control Models 1, 2	GA32-0021 (GA32-0020)	GX22-7030† T57 501* K57 505*	4872 Modem Model 1	GA36-0001†	
3811 Printer Control Unit Model 1	GA24-3543	GX22-6834† T57 336* K57 370*	4872 Modem Models 2, 3	GA36-0004†	
			5203 Printer Models 1-3	GA33-1504	GX22-7028† T57 488* K57 489*
			5213 Printer Model 1	(GA22-7001) (GA33-1507)	GX22-6859† T57 468* K57 469*

\* following the order number shows the item is for World Trade use only.

† following the order number shows the item is for U.S.A. use only.

Publications shown in parenthesis are related references but not primary references.

<i>Device or Control Unit</i>	<i>Publication Order Number</i>	
	<i>Reference Manual</i>	<i>Physical Planning Template</i>
5275 Direct Numerical Control Station, Model 1	GA34-0016 (GA34-1531)	
5425 Multi-function Card Unit Models A1, A2	GA21-9167	GX22-7021† GX22-7028† T57 468* K57 469* T57 490* K57 491*
5486 Card Sorter	GA21-9078	
7770 Audio Response Unit Model 3	GA27-2712	GX22-6857† T57 278* K57 198*

\* following the order number shows the item is for World Trade use only.  
† following the order number shows the item is for U.S.A. use only.  
Publications shown in parenthesis are related references but not primary references.

```

*****
* The presence of an N, E, or C shows that the related item applies to the release(s) specified. *
* N: New for this release. *
* E: Existing book, initially issued for other than this release; also applies *
* to this release. *
* C: Issued for a component release that can be added to this release. *
* *
* INDEP = Release-Independent. ** - Change or addition. # - Reprint including TNLs (no change). *
* *
* GT, GQ, ST, SQ order numbers (appearing in parentheses) are temporary order numbers for back- *
* level release publications. Be sure to use the temporary numbers when ordering. *
*****
    
```

VS1 RELEASE

ORDER NO./TNL'S	1.0	2.0	2.6	3.0	3.1	4.0	TITLE
<u>20 General Information</u>							
GC20-1752-0	N						OS/VS1 Features (Supplement to System/370 Guide Series)
GC28-0602-0	N	E	E				OS/VS Master Index
GC24-5104-0 **GN24-5503				N	E	E	OS/VS1 Master Index
GY28-0603-0	N	E	E				OS/VS Master Index of Logic
GY24-5164-0				N	E		OS/VS1 Master Index of Logic
<u>21 Assembler</u>							
GC33-4010-1 (GT33-4010-1) GN33-8166 GN33-8168 GC33-4010-4#	N	E	E				OS/VS, DOS/VS, and VM/370 Assembler Language
GC33-4021-1 (GT33-4021-1) GC33-4021-2 **GN33-8186	N	E	E				OS/VS and VM/370 Assembler Programmer's Guide
SY33-8041-0 (ST63-8041-0) SN33-8152 SN33-8158 SY33-8041-1	N	E	E				OS/VS and VM/370 Assembler Logic
GC24-3337-6	N	E	E				OS RPG Language Specifications
<u>30 Access Methods, Data Management, Storage/Communications Control Programs</u>							
GC35-0009-0 (GT35-0009-0)		C	E				OS/VS Access Method Services
GC26-3836-1				N	E		OS/VS Access Method Services
**GC26-3840-0						N	OS/VS1 Access Method Services
SY35-0008-0 **(ST75-0008-0) SN35-0012 **SY35-0008-1		C	E	E	E		OS/VS Access Method Services Logic
GC26-3799-0 (GT26-3799-0)		C					OS/VS VSAM Planning Guide

VS1 RELEASE

ORDER NO./TNL'S	<u>1.0</u>	<u>2.0</u>	<u>2.6</u>	<u>3.0</u>	<u>3.1</u>	<u>4.0</u>	<u>TITLE</u>
GC26-3799-2		C	E	E	E		
GC26-3835-1#	C						OS/VS VSAM System Information
GC26-3819-0 (GT26-3819-0)			C				OS/VS VSAM Options for Advanced Applications
GC26-3819-1 ** (GQ26-3819-1)				N	E		
**GC26-3819-2						N	
GC26-3818-0 (GT26-3818-0)			C				OS/VS VSAM Programmer's Guide
GC26-3838-0 ** (GT26-3838-0)				N	E		OS/VS VSAM Programmer's Guide
**GC26-3838=1						N	
SY26-3817-0 (ST66-3817-0)			C				OS/VS VSAM Logic
SY26-3841-0 ** (ST66-3841-0)				N	E		OS/VS1 VSAM Logic
**SY26-3841-1						N	
SY26-3789-1 (ST66-3789-1)	N	E	E				OS/VS BDAM Logic
SN26-8029		N	E				
SY26-3836-0 **SN26-0788						N	E
							N
SY35-0003-1 (SQ75-0003-1)	N						OS/VS Catalog Management Logic
SY35-0003-2 ** (ST00-0181-0)		N	E	E	E		
SN35-0011 **SY35-0003-3				N	E		N
SY26-3787-0 (ST66-3787-0)	N						OS/VS DADSM Logic
SN26-8023 SY26-3787-1 (SQ66-3787-1)	N						
		N	E				
SY26-3837-0 ** (ST66-3837-0)				N	E		OS/VS1 DADSM Logic
**SY26-3837-1							N
GC28-0631-2 (GT28-0631-2)	N	E	E				OS/VS Data Management for System Programmers
GC26-3837-0 (GT26-3837-0)				N			OS/VS1 Data Management for System Programmers
GC26-3837-1 **GN26-0783						N	E
							N
GC26-3793-2 (GT00-0132-0)	N	E	E				OS/VS Data Management Macro Instructions
GC26-3793-3 ** (GT00-0178-0)				N	E		
**GC26-3793-4							N
GC26-3783-2 (GT26-3783-2)	N	E	E				OS/VS Data Management Services Guide
GN26-0763 GC26-3783-3 ** (GT00-0177-0)		N	E				
**GC26-3783-4				N	E		N
GC24-5109-0 GN24-5494	INDEP						OS/VS Diskette Copy Programming Support Reference Manual
SY24-5168-0	INDEP						OS/VS Diskette Copy Programming Support PLM
SY27-7240-0 SN27-1389	N	E	E	E	E	E	OS/VS Graphics Access Method Logic
	N	E	E	E	E	E	

VS1 RELEASE

ORDER NO./TNL'S	<u>1.0</u>	<u>2.0</u>	<u>2.6</u>	<u>3.0</u>	<u>3.1</u>	<u>4.0</u>	<u>TITLE</u>
GC27-6971-0 GN27-1391 GN27-1437	N N N	E E N	E E E	E E E	E E E	E E E	OS/VS Graphic Programming Services (GPS) for IBM 2250 Display Unit
GC27-6972-0 GN27-1392	N N	E E	E E	E E	E E	E E	OS/VS Graphic Programming Services (GPS) for IBM 2260 Display Station (Local Attachment)
GC27-6973-0 GN27-1393	N N	E E	E E	E E	E E	E E	OS/VS Graphic Subroutine Package (GSP) for FORTRAN IV, COBOL, and PL/I
SY27-7242-0 SN27-1390	N N	E E	E E	E E	E E	E E	OS/VS Graphic Subroutine Package (GSP) for FORTRAN IV, COBOL, and PL/I Logic
GC27-6974-0 GN27-1394 GN27-1438	N N N	E E E	E E E	E E E	E E E	E E E	OS/VS Problem Determination Aids and Messages and Codes for GPS and GSP
SY27-7241-0	N	E	E	E	E	E	OS/VS Graphics Problem - Oriented Routines Logic
SY24-5156-0 (ST64-5156-0)	N						OS/VS I/O Supervisor Logic
SY24-5156-1 (SQ64-5156-1)		N	E				
SN24-5464		N	E				
SY24-5156-2 (ST00-0152-0)				N			
SY24-5156-3 **SN24-5500					N	E N	
SY26-3786-2 (ST66-3786-2)	N	E	E				OS/VS ISAM Logic
SY26-3838-0				N	E	E	OS/VS1 ISAM Logic
**GC35-0011-0						N	OS/VS MSS Planning Guide
**GC35-0012-0						N	OS/VS Mass Storage System (MSS) Services for Space Mgmt
**GC35-0013-0						N	OS/VS Mass Storage System Control Table Create
**SY35-0012-0						N	OS/VS1 Mass Storage System Communicator (MSSC) Logic
**SY35-0014-0						N	OS/VS Mass Storage System Control Trace Report Logic
**SY35-0015-0						N	OS/VS Mass Storage System Service Logic
**SY35-0016-0						N	OS/VS Mass Storage System Control Table Create Logic
SY26-3785-1 (SQ66-3785-1)	N						OS/VS Open/Close/EOV Logic
SY26-3785-2 (ST00-0138-0)		N	E				
SY26-3839-0 (ST66-3839-0)				N			OS/VS1 Open/Close/EOV Logic
SY26-3839-1 ** (SQ66-3839-1)					N		
**SY26-3839-2						N	
SY26-3788-2 (ST66-3788-2)	N	E	E				OS/VS SAM Logic
SY26-3840-0 ** (ST66-3840-0)				N	E		OS/VS1 SAM Logic
**SY26-3840-1						N	
GC26-3795-1 (GT26-3795-1)	N	E	E				OS/VS Tape Labels
GC26-3795-2				N	E		
GC27-6980-0 (GT27-6980)	N	E	E				OS/VS BTAM
GC27-6980-2# ** (GQ27-6980-2)	N	E	E	E			
GC27-6890-3					N	E	
SY27-7246-0 (ST67-7246)	N	E	E				OS/VS BTAM Logic

VS1 RELEASE

ORDER NO./TNL'S	<u>1.0</u>	<u>2.0</u>	<u>2.6</u>	<u>3.0</u>	<u>3.1</u>	<u>4.0</u>	<u>TITLE</u>
SN27-1398	N	E	E				
SN27-1401		N	E				
SY27-7246-1				N	E	E	
GC38-1010-0 (GT38-1010-0)		N	E				OS/VS Message Library: VS1 RES RTAM and Account Messages
GN24-5462		N	E				
GC38-1010-1 (GQ38-1010-1)				N			
GC38-1010-2					N	E	
**GN24-5498						N	
SY28-6849-0 (ST68-6849-0)		N	E				OS/VS1 RES RTAM and Workstation Support Logic
SN28-5468		N	E				
SY28-6849-1				N	E		
** (SQ66-6849-1)							
SN24-5495				N	E		
**SY28-6849-2						N	
GC30-2022-2	C	E	E	E			OS TCAM Concepts and Facilities, Prog. No. 360S-CQ-548
GC30-2025-0 (GT30-2025-0)	E	E					OS TCAM User's Guide
GC30-2025-2	E	E	E	E			-- Level 5
GN30-2581	N	N	N	N			
GC30-2034-1 (GQ30-2034-1)	C						OS/VS TCAM Programmer's Guide, Prog. No. 5744-AW1
GC30-2034-2		C	E				
GN30-5554		C	E				
GC30-2044-0 GN30-5558			C	E			OS/VS TCAM Level 5 Programmer's Guide -- Level 6
**GC30-2042-0						N	OS/VS TCAM LEVEL 8 Concepts and Facilities
**GC30-2045-0						N	OS/VS TCAM Level 8 User's Guide
GC30-2054-0				N		E	OS/VS1 TCAM Level 8 Programmer's Guide
GC38-0305-0	C	E					Operator's Library: OS/VS TCAM
GC30-2037-0 GN30-3019			C	N	E	E	Operator's Library: OS/VS TCAM (Level 8)
GC30-2047-0					N	E	Operator's Library: OS/VS1 TCAM (Level 8)
GC30-2035-0	C						OS/VS1 TCAM Level 2 Component Release Guide
GC30-2036-1#		C	E				OS/VS TCAM Level 4 Component Release Guide
GC30-2038-0 GN30-3020			C	E			OS/VS TCAM Level 5 Component Release Guide
			C	E			
SY30-2039-1 (ST70-2039-1)	C						OS/VS TCAM Level 4 Logic
SY30-2039-3		C	E				
SY30-2049-0 SN30-3018			C	E		N	OS/VS TCAM Level 5 Logic
SY30-2059-0				N			OS/VS TCAM Level 6 Logic
**SY30-2069-0					N		OS/VS1 TCAM Level 8 Logic
GC30-3009-1			N				NCP/TCAM Network User's Guide
**GC26-3842-0	INDEP						Planning for Enhanced VTAM Under OS/VS
**GC27-6987-3	INDEP						Introduction to VTAM
**GC27-6998-1				N	N	N	VTAM Concepts and Facilities
GC27-6994-0					N	E	VTAM Macro Language Guide
**GN27-1469						N	
**GN27-1481						N	

VSI RELEASE

ORDER NO./TNL'S	1.0	2.0	2.6	3.0	3.1	4.0	TITLE
**GC27-6995-2					N	N	VTAM Macro Language Reference
GC27-6996-0					N	E	OS/VS1 VTAM System Programmer's Guide
**GN27-1476						N	
**GC27-6997-2					N	N	Operator's Library: VTAM Network Operating Procedures
**GN27-1484						N	
**SY27-7256-1					N	E	Introduction to VTAM Logic
SY27-7257-0					N	E	OS/VS1 VTAM Logic
**SN27-1468						N	
**SY27-7266-0						N	OS/VS1 VTAM Logic
SY27-7263-0				N			VTAM Data Area
SN27-1453					N		
**SN27-1475						N	
**GC30-3022-2						N	S/370 Subsystem Support Services User's Guide
**SY30-3017-1					N		S/370 Subsystem Support Services Logic
** (ST00-3017-1)							
**SY30-3017-2)						N	
GC21-5004-3	N	E	E	E	E	E	OS Data Management Services and Macro Instructions for IBM 1285/1287/1288
GY21-0013-1	N	E	E				OS Data Management Macro Logic for IBM 1285/1287/1288
(GQ61-0013-1)							
GN21-5169	N	E	E				
GN21-7659	N	E	E				
GY21-0013-2				N	E	E	
GY21-0012-2	N	E	E	E	E	E	OS BSAM Logic for IBM 1419/1275
GC21-5006-4	N	E	E	E	E	E	OS Data Management Services and Macro Instructions for 1419/1275
GC27-6999-0	INDEP						Introduction to Programming the IBM 3270
GC21-5097-0		N	E	E	E		OS and OS/VS Programming Support for the IBM 3505 Card Reader and IBM 3525 Card Punch
** (GT21-5097-0)							
**GC21-5097-1						N	
**GN28-2591						N	
GC24-5106-0	INDEP						Planning Guide for OS/VS1 Support of IBM 3540
** (GT24-5106-0)							
**SY24-5166-0						N	OS/VS1 3540 Diskette Input/Output Unit Logic
**GC24-5110-0						N	OS/VS1 3540 Programmer's Reference
**GC27-0009-1						N	3600 Programming Installation Guide
**SY30-3024-0						N	3650, Subsys. Prog. Prep. Supp.; Transformation Def. Language Translator Logic
GC30-3003-1	INDEP						3704/3705 Communications Controllers Assembler Language
GC30-3002-5#	INDEP						3704/3705 Emulation, Generation & Utilities Guide and Reference
GC30-3005-4#	INDEP						3704/3705 Emulation Program Storage and Performance Reference
SY30-3008-0	INDEP						3704/3705 Network Control & Emulation Programs: Data Areas
GC30-3008-1	INDEP						3704/3705 NCP/VS Generation & Utilities (v.3): Guide & Reference for OS/VS & DOS/VS VTAM Users
SY30-3007-0	INDEP						3704/3705 Network Control Program/VS Logic
SY30-3013-0	INDEP						3704/3705 Network Control Program/VTAM Logic

VS1 RELEASE

ORDER NO./TNL'S	<u>1.0</u>	<u>2.0</u>	<u>2.6</u>	<u>3.0</u>	<u>3.1</u>	<u>4.0</u>	<u>TITLE</u>
SN30-2584 **SN30-2583							
GY30-3012-1 GN30-3027 **GN30-2587	INDEP						3704/3705 Program Reference Handbook
GC30-3001-4	INDEP						IBM 3735 Programmer's Guide (OS, DOS, and VS Systems)
GY30-3000-0 GY30-3500 GY30-3501 GY30-3504	N N N N	E E E N	E E E E	E E E E	E E E E		3735 Form Description Macro Instructions/Utility PLM (OS, DOS and VS System)
GC21-5071-1	INDEP						3740 BTAM/TCAM Programming Guide
GC24-5101-0	N	N	N	N	E	E	OS/VS IBM 3886 Optical Character Reader Model 1 Reference
SY24-5162-0				N	E	E	OS/VS IBM 3886 Model 1 Logic
SY24-5163-0 **SN24-5502						N N	OS/VS IBM 3890 Document Processor Logic
<u>31 Support Programs</u>							
GC26-3813-1 (GT26-3813-0)	N	E	E				OS/VS Linkage Editor and Loader
GC26-3813-2 GN26-0774 GN26-0779				N N N	E E E	E E E	
SY26-3815-0 SN26-8020 SN26-8033 SN26-0770	N N	E E N	E E E	E E E	E E E	E E E	OS/VS Linkage Editor Logic
SY26-3814-0 SN26-8022 SN26-8032 SN26-0771	N N	E E N	E E E	E E N	E E E	E E E	OS/VS Loader Logic
GC38-1007-2 (GT38-1007-2)		E	E				OS/VS Message Library: Linkage Editor and Loader Messages
GC38-1007-3 ** (GT00-0176-0)				N	E		
**GC38-1007-4 **GC27-0005-1						N N	3600 Finance Communication System Host Services Prog. Ref.
<u>32 Utilities</u>							
GC35-0005-1 (GT35-0005-1)	N	E	E				OS/VS Utilities
GC35-0005-3 ** (GT00-0184-0)				N	E		
**GC35-0005-4						N	
SY35-0005-0 (ST75-0005-0)	N	E	E				OS/VS Utilities Logic
SN35-0008 SY35-0005-2# **SN26-0784		N	E				
GC38-1005-1 (GQ38-1005-1)	N	E					OS/VS Message Library: Utilities Messages
GC38-1005-2 (GT00-0130-0)		N	E				
GC38-1005-3 ** (GT00-0174-0)				N	E		
**GC38-1005-4						N	
<u>34 System Planning, Generation, Installation, SMF</u>							
GC24-5082-1	N	E	E	E	E	E	DOS to OS/MFT, OS/MVT, OS/VS1 Management Planning Guide



ORDER NO./TNL'S	VSI RELEASE						TITLE	
	1.0	2.0	2.6	3.0	3.1	4.0		
GC24-5095-0 (GT24-5095-0)	N						DOS and DOS/VS to OS/VS1 Implementation Guide	
GC24-5095-1 (GQ24-5095-1)		N	E					
GC24-5095-2				N	E			
GC24-5090-0 (GT24-5090-0)	N						OS/VS1 Planning and Use Guide	
GN24-5454	N							
GC24-5090-1 (GQ24-5090-1)		N	E					
GC24-5090-2 (GT00-0147-0)				N				
GN24-5477				N				
GC24-5090-3 ** (GT00-0156-0)					N			
**GC24-5090-4						N		
GC24-5092-0	N							OS/VS1 Release 1 Guide
GC24-5097-0 GN24-5460		N N						OS/VS1 Release 2 Guide
GC24-5102-0			N				OS/VS1 Release 2.6 Guide	
GC24-5098-0				N			OS/VS1 Release 3 Guide	
**GC24-5112-1					N		OS/VS1 Release 3.1 Guide	
**GC24-5113-0						N	OS/VS1 Release 4.0 Guide	
GC24-5094-0 (GT24-5094-0)	N						OS/VS1 Storage Estimates	
GC24-5094-1 (GQ24-5094-1)		N						
GN24-5463		N						
GN24-5469		N						
GN24-5475			N					
GC24-5094-2 (GT00-0154-0)				N				
GC24-5094-3 ** (GT00-0158-0)					N			
**GC24-5094-4						N		
GC26-3790-1 ** (GT26-3790-1)	N	E	E					OS/VS System Generation Introduction
GC26-3791-0 (GT26-3791-0)	N						OS/VS1 System Generation Reference	
GC26-3791-1 (GQ26-3791-1)		N						
GN26-0762		N						
GN26-0764		N						
GC26-3791-2 (GT00-0131-0)			N					
GC26-3791-3 (GT00-0153-0)				N				
GC26-3791-4 ** (GT00-0182-0)					N			
**GC26-3791-5 **GN24-5508						N N		
GC35-0004-2 (GT00-0118-0)	N	E						OS/VS System Management Facilities (SMF)
GC35-0004-4 (GT00-0134-0)			N					
GC35-0004-5 ** (GT00-0170-0)				N	E			
**GN28-2568				N	E			
**GC35-0004-6						N		

VS1 RELEASE

ORDER NO./TNL'S	<u>1.0</u>	<u>2.0</u>	<u>2.6</u>	<u>3.0</u>	<u>3.1</u>	<u>4.0</u>	<u>TITLE</u>
<u>35 Emulation, Simulation</u>							
**GC33-2017-0	INDEP						Emulating DOS on IBM System/370 Under OS/VS
**SY33-7015-0	INDEP						DOS to OS/VS Emulator Logic
**GC33-2018-0	INDEP						1401/1440/1460 OS/VS Emulator: Reference
**SY33-7016-0	INDEP						1401/1440/1460 OS/VS Emulator: Logic, Prog. No. 5744-AH1
**GC33-2019-0	INDEP						1410/7010 OS/VS Emulator: Reference
**SY33-7017-0	INDEP						1410/7010 OS/VS Emulator: Logic Prog. No. 5744-AG1
GC27-6948-2 **GN27-1460	INDEP						7074 OS Emulator on System/370 Reference (MFT/MVT/VS1/VS2)
GY27-7238-0 GN27-1409	INDEP						7074 OS Emulator on Models 155/158 Logic
GY27-7228-1	INDEP						7074 OS Emulator on Models 165/168 Logic
GC27-6952-2	INDEP						7080 OS Emulator on Models 165/168 Reference
GY27-7229-1	INDEP						7080 OS Emulator on Models 165/168 Logic
GC27-6983-0	INDEP						7094 OS Emulator on Models 165/168 Reference
GY27-7259-0	INDEP						7094 OS Emulator on Models 165/168 Logic
<u>36 Control Program</u>							
GC26-3784-2 (GT26-3784-2) GC26-3784-4 **(GQ26-3784-4) **GC26-3784-5	N			N	E		OS/VS Checkpoint/Restart
SY24-5159-0 (ST64-5159-0) SN26-8027 SY24-5159-1 (SQ64-5159-1) SY24-5159-2 **(ST00-0185-0) **SY24-5159-3	N		N	E			OS/VS1 Checkpoint/Restart Logic
SY28-0605-0 (ST68-0605-0) SY28-0605-1 (SQ68-0605-1) SY28-0605-2 **(ST00-0162-0) SN24-5482 **SY28-0605-3	N		N	E			OS/VS1 System Data Areas
SY24-5160-0 (ST64-5160-0) SY24-5160-1 (SQ64-5160-1) SY24-5160-2 **(ST00-0164-0) SN24-5481 **SY24-5160-3	N		N	E			OS/VS1 IPL and NIP Logic
GC28-0618-2 (GT28-0618-2)	N	E	E				OS/VS JCL Reference
GC24-5099-0 **(GT24-5099-0) **GC24-5099-1				N	E		OS/VS1 JCL Reference
GC28-0617-1 (GQ28-0617-1) GC28-0617-2 (GT00-0141-0)	N		N	E			OS/VS JCL Services

VS1 RELEASE

ORDER NO./TNL'S	<u>1.0</u>	<u>2.0</u>	<u>2.6</u>	<u>3.0</u>	<u>3.1</u>	<u>4.0</u>	<u>TITLE</u>
GC24-5100-0 (GT24-5100-0) **GC24-5100-1				N	E		OS/VS1 JCL Services
GX28-0619-1 (GT00-0140-0)	N	E	E				OS/VS JCL Syntax Reference Summary
SY24-5161-0 (ST64-5161-0) SY24-5161-1 (SQ64-5161-1) SY24-5161-2 (ST00-0155) SY24-5161-3 ** (ST00-0165-0) **SY24-5161-4	N		E				OS/VS1 Job Management Logic
GC28-0686-0				N	E		OS/VS Power Warning Feature Support - ICR Guide
SY28-0687-0				N	E		OS/VS Power Warning Feature Support Logic
GC24-5091-2 (GT24-5091-2) GC24-5091-3 ** (GT00-0172-0) GN24-5492 **GC24-5091-4		N	E				OS/VS Programmer's Reference Digest
				N	E		OS/VS1 Programmer's Reference Digest
						N	
GC27-6979-2 (GT27-6979-2)	N	E	E				OS/VS Supervisor Services and Macro Instructions
GC24-5103-0 (GT24-5103-0) GC24-5103-1 **GN24-5499				N			OS/VS1 Supervisor Services and Macro Instructions
					N	E	
						N	
SY24-5155-0 (ST64-5155-0) SY24-5155-1 (SQ64-5155-1) SY24-5155-2 (ST00-0151-0) SY24-5155-3 **ST00-0163-0) **SY24-5155-4	N						OS/VS1 Supervisor Logic
		N	E				
				N			
					N		
						N	
<u>37 RAS</u>							
GC24-5093-0 (GT24-5093-0) GC24-5093-1 (GQ24-5093-1) GC24-5093-2 ** (GT00-0173-0) GN24-5491 **GC24-5093-3	N						OS/VS1 Debugging Guide
		N	E				
				N	E		
						N	
						N	
GC28-0640-0 (GT28-0640-0) GN28-2563 GC28-0640-1 **GN28-2573		C	E				OS/VS Dynamic Support System
	C	E					
				N	E	E	
					N	E	
GX28-0690-0 (GT00-0137-0) GX28-0690-1		C	E				OS/VS DSS Command Language Reference Summary
				N	E	E	
SY28-0641-0 (ST68-0641-0)		C	E				OS/VS Dynamic Support System Logic
SY28-0672-0				N	E	E	OS/VS1 Dynamic Support System Logic
GC28-0636-1 (GT28-0636-1)	N						OS/VS OLTEP

VS1 RELEASE

ORDER NO./TNL'S	<u>1.0</u>	<u>2.0</u>	<u>2.6</u>	<u>3.0</u>	<u>3.1</u>	<u>4.0</u>	<u>TITLE</u>
GC28-0666-0 (GT28-0666-0) GN28-2556 GC28-0666-1 **(GQ28-0666-1) GN25-0101 **GC28-0666-2		N	E				OS/VS1 OLTEP
SY28-0637-1 (SQ68-0637-1)	N						OS/VS OLTEP Logic
SY28-0662-0 (ST68-0662-0) SY28-0662-1 **SN25-0110		N	E				OS/VS1 OLTEP Logic
SY27-7239-0 (ST67-7239-0) SN27-1399 SY27-7239-1 (SQ67-7239-1) SN27-1407 SY27-7239-2	N N		E				OS/VS Recovery Management Support Logic
GC28-0633-1 (GT28-0633-1) GN28-2540	N	E	E				OS/VS Service Aids
GC28-0665-0 GN25-0102 **GN25-0113				N	E N	E E N	OS/VS1 Service Aids
GX28-0634-1 (GT00-0135-0) GX28-0634-2 **(GT00-0166-0)	N	E	E				OS/VS Service Aids Reference Summary
**GX23-0001-0						N	OS/VS1 Service Aids Reference Summary
GC38-1006-1 (GQ38-1006-1) GC38-1006-2 (GT00-0129-0) GC38-1006-3 GN25-0104 **GN25-0106	N		E				OS/VS Message Library: Service Aids and OLTEP Messages
SY28-0635-0 (ST68-0635-0) SN28-2541 SY28-0635-1 GN25-0103 **SN25-0114	N	E	E				OS/VS1 Service Aids Logic
GC28-0638-0 (GT28-0638-0) GC28-0638-1 (GQ28-0638-1)	N		E				OS/VS SYS1.LOGREC Error Recording
GC28-0668-0 (GT28-0668-0) GC28-0668-1 **GN25-0111				N		E N	OS/VS1 SYS1.LOGREC Error Recording
SY28-0639-0 (ST68-0639-0) SY28-0639-1 (SQ68-0639-1)	N		E				OS/VS SYS1.LOGREC Error Recording Logic
SY28-0669-0 (ST68-0669-0) SY28-0669-1 **SN25-0112				N		E N	OS/VS1 SYS1.LOGREC Error Recording Logic
GC28-0673-1				N	E	E	OS/VS System Modification Program (SMP)
**GX28-0684-1		N	N	N	E	E	OS and OS/VS SMP Reference Summary

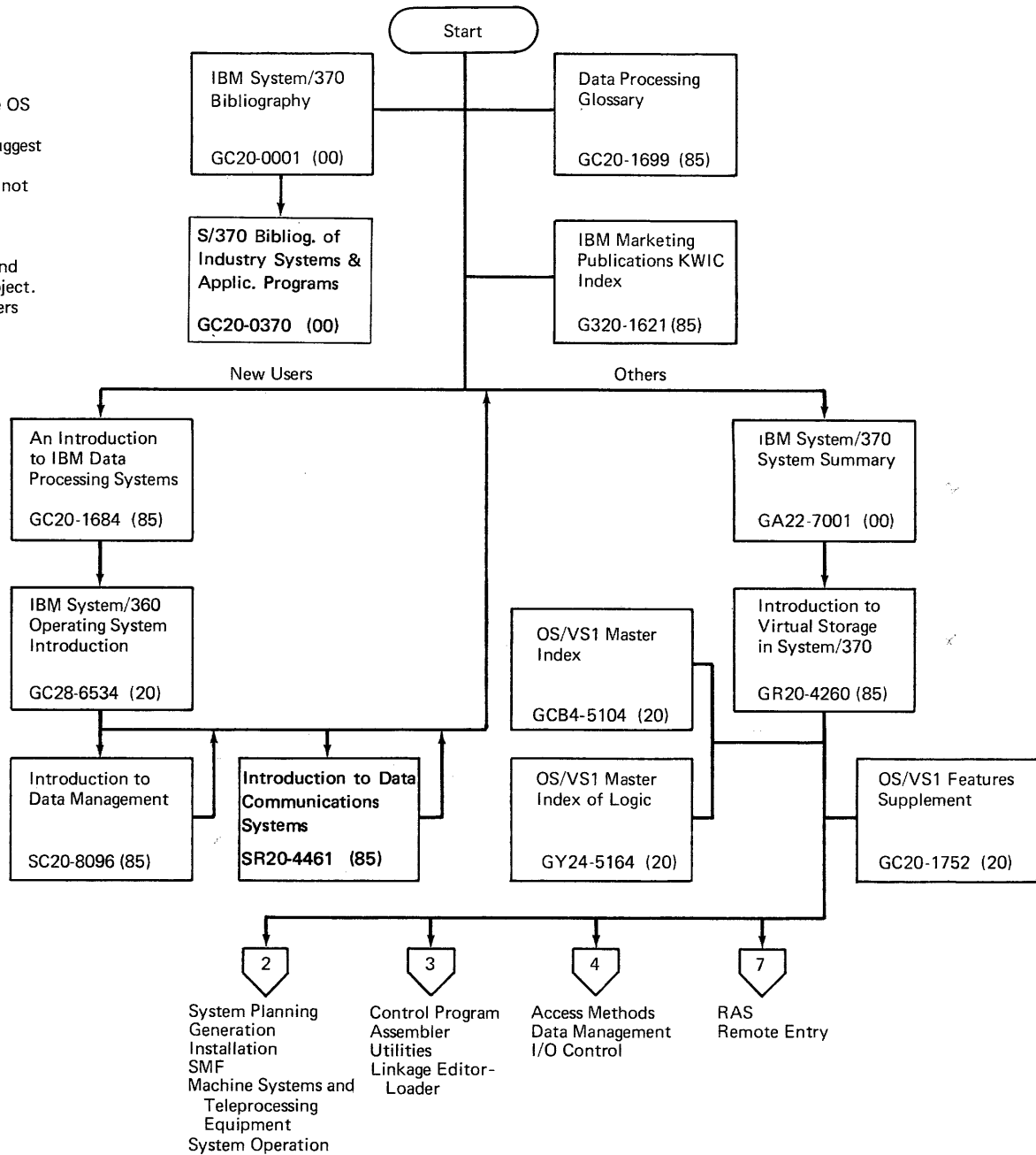
VS1 RELEASE

ORDER NO./TNL'S	<u>1.0</u>	<u>2.0</u>	<u>2.6</u>	<u>3.0</u>	<u>3.1</u>	<u>4.0</u>	<u>TITLE</u>
SY28-0685-1	N	N	N	N	E	E	OS/VS SMP Logic
GC28-0663-0					N	E	DOS/VS and OS/VS TOLTEP
GN28-2561					N	E	
**GN28-2588						N	
SY28-0664-0					N	E	DOS/VS and OS/VS TOLTEP Logic
<u>38 Remote Job Entry</u>							
GC30-2012-1	N	E	E	E	E		OS/MFT, OS/MVT, and OS/VS1: CRJE Concepts and
GN28-0596	N	E	E	E	E		Facilities Prog. No. 360S-RC-551 (MFT/MVT), 5741-SC1-0A (VS1)
GC30-2016-1	N	E	E	E	E		OS/MFT, OS/MVT, and OS/VS1: CRJE System
GN28-0598	N	E	E	E	E		Programmer's Guide, Prog. No. 360S-RC-551 (MFT/MVT),
GN28-0613		N	E	E	E		5741-SC1-0A (VS1)
GN28-0618				N	E		
GC38-0335-0	N	E	E	E	E		Operator's Library: OS/VS1 CRJE
GC30-2014-1	N	E	E	E	E		OS/MFT, OS/MVT, and OS/VS1: CRJE Terminal User's
GN28-0597	N	E	E	E	E		Guide, Prog. No. 360S-RC-551 (MFT/MVT),
GN28-0612		N	E	E	E		5741-SC1-0A (VS1)
GY30-2011-1	N	E	E	E	E		OS/MFT, OS/MVT, and OS/VS1: CRJE Logic, Prog. No.
GN28-0599	N	E	E	E	E		360S-RC-551 (MFT/MVT), 5741-SC1-0A (VS1)
GN28-0614		N	E	E	E		
GN28-0617				N	E		
GC28-6878-0		N	E				OS/VS1 RES System Programmer's Guide
(GT28-6878-0)							
GN24-5466		N	E				
GC28-6878-1				N			
(GQ28-6878-1)							
GC28-6878-2					N	E	
**GN24-5496						N	
GC28-6879-0		N	E				OS/VS1 RES Workstation User's Guide
(GT28-6879-0)							
GN24-5467		N	E				
GC28-6879-1				N	E	E	
GN24-5484					N	E	
**GN24-5497						N	
SY28-0660-0		N	E	E	E	E	OS/VS1 RES Account Facilities Logic
GC38-0330-0		N	E				Operator's Library: OS/VS1 RES
GN24-5465		N	E				
<u>40 System Operation</u>							
GC38-0120-1	N						Operator's Library: OS/VS Console Configurations
(GQ38-0120-1)							
GC38-0120-2		N	E				
(GT38-0120-2)							
GC38-0120-3				N	E	E	
GC38-0255-0	N						Operator's Library: OS/VS1 Display Consoles
(GQ38-0255-0)							
GN27-1480		N	E	E	E	E	
**GN27-1480					N	E	
GC38-0110-0	N						Operator's Library: OS/VS1 Reference
(GT38-0110-0)							
GC38-0110-2		N	E				
(GQ38-0110-2)							
GC38-0110-3				N			
(GT00-0144-0)							
GC38-0110-4					N		
** (GT00-0159-0)							
**GC38-0110-5)						N	
GC38-1004-1	N						OS/VS Message Library: Routing and Descriptor Codes
(GQ38-1004-1)							
GC38-1004-2		N	E				

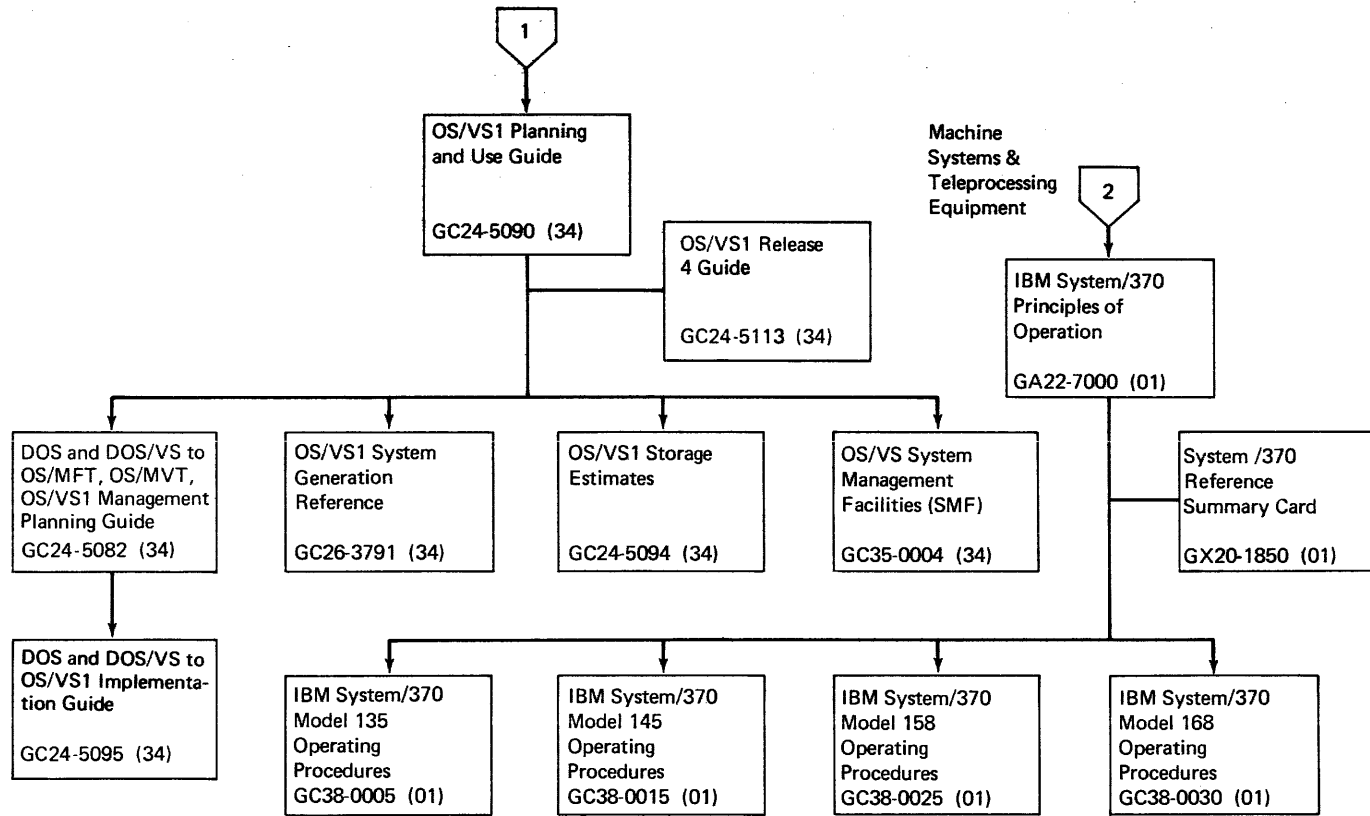
ORDER NO./TNL'S	<u>VS1 RELEASE</u>						<u>TITLE</u>
	<u>1.0</u>	<u>2.0</u>	<u>2.6</u>	<u>3.0</u>	<u>3.1</u>	<u>4.0</u>	
(GT00-0133)							
GC38-1004-3				N			
(GT00-0150-0)							
GC38-1004-4					N		
** (GT00-0161-0)							
**GC38-1004-5						N	
**GC38-1011-0						N	OS/VS Message Library: Subsystem Support Services Message
GC38-1003-0	N						OS/VS Message Library VS1 System Codes
(GT38-1003-0)							
GC38-1003-2		N	N				
(GQ38-1003-2)							
GC38-1003-3				N			
(GT00-0149-0)							
GC38-1003-4					N		
** (GT00-0180-0)							
**GC38-1003-5						N	
GC38-1001-0	N						OS/VS Message Library: VS1 System Messages
(GT38-1001-0)							
GC38-1001-1		N	E				
(GQ38-1001-1)							
GN24-5472			N				
GC38-1001-2				N			
(GT00-0148-0)							
GC38-1001-3					N		
** (GT00-0160-0)							
**GC38-1001-4						N	

This chart addresses VS1 as a member of the OS family. Subsequent charts indicate prerequisite relationships for specific VS1 topics. Arrows suggest a reading sequence or information path. Lines without arrowheads indicate material that does not discuss the concepts of the system but contains valuable reference material.

Books belonging to the Operator's Library and the Message Library are placed according to subject. They are shaded for easy identification. Numbers in parentheses ( ) are subject codes.



System Planning, Generation,  
Installation, SMF



Machine Systems &  
Teleprocessing Equipment

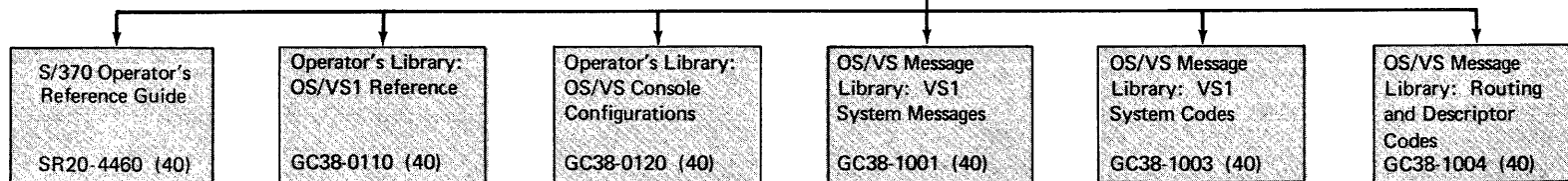
2

IBM System/370  
Principles of Operation  
GA22-7000 (01)

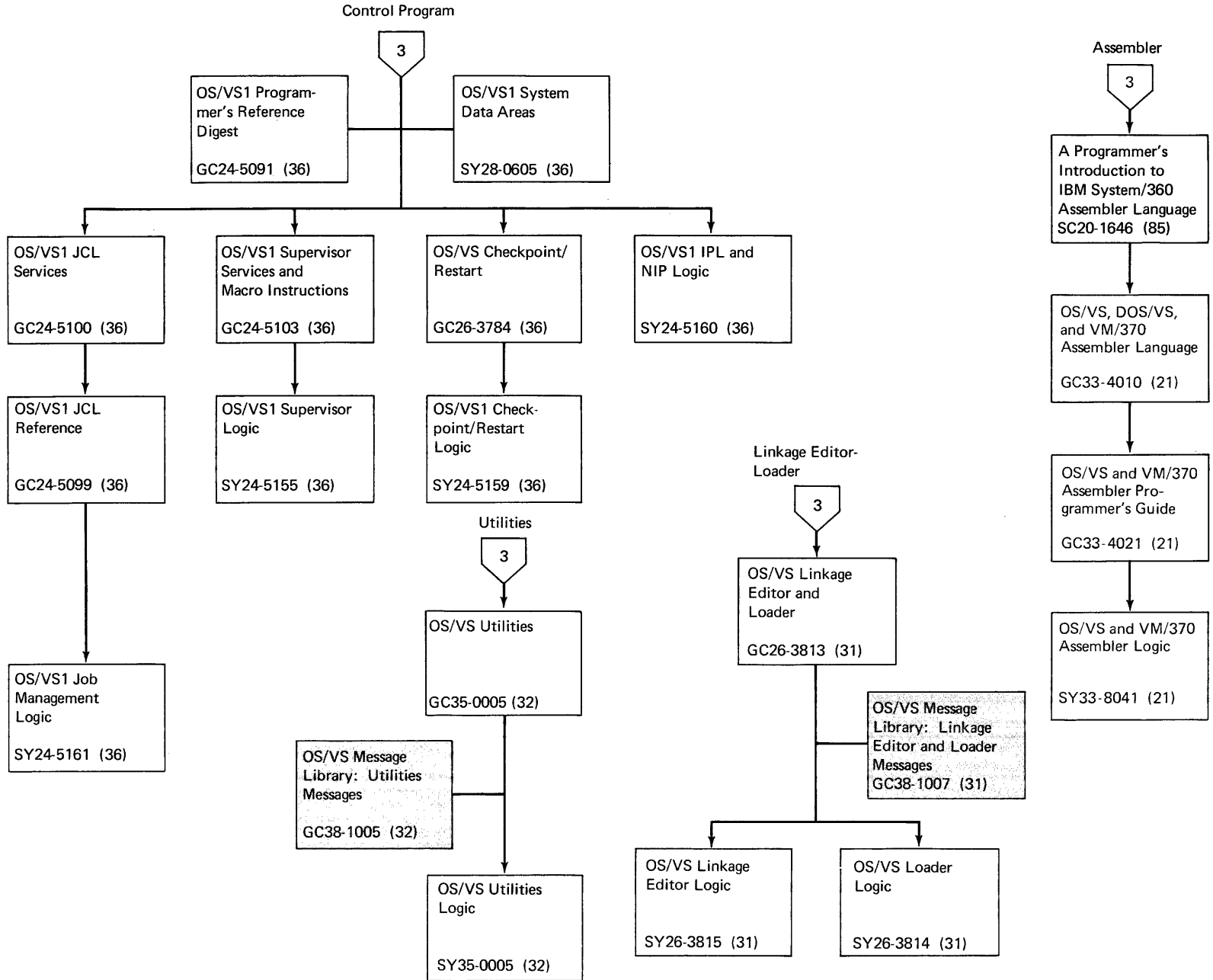
System /370  
Reference Summary Card  
GX20-1850 (01)

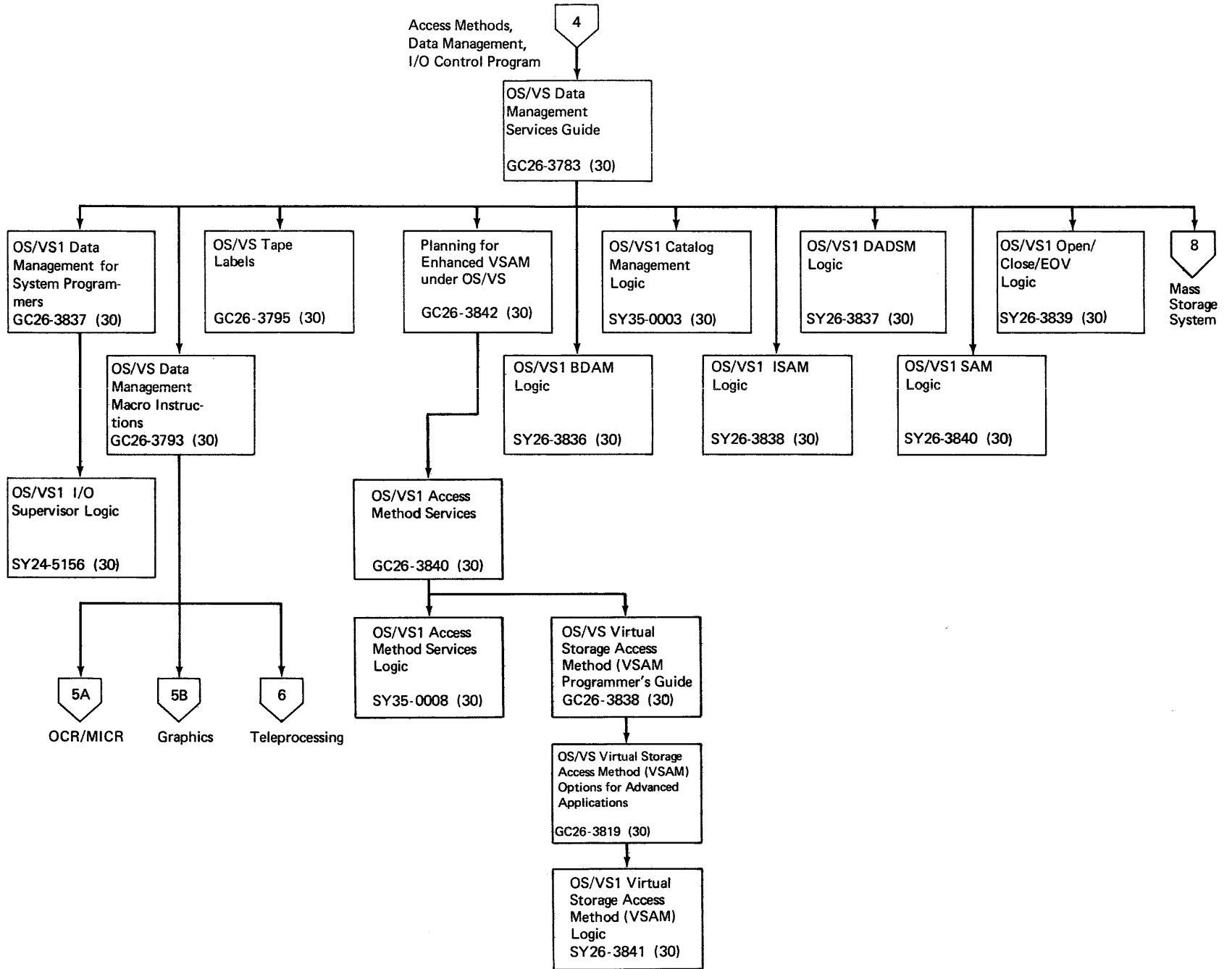
System Operation

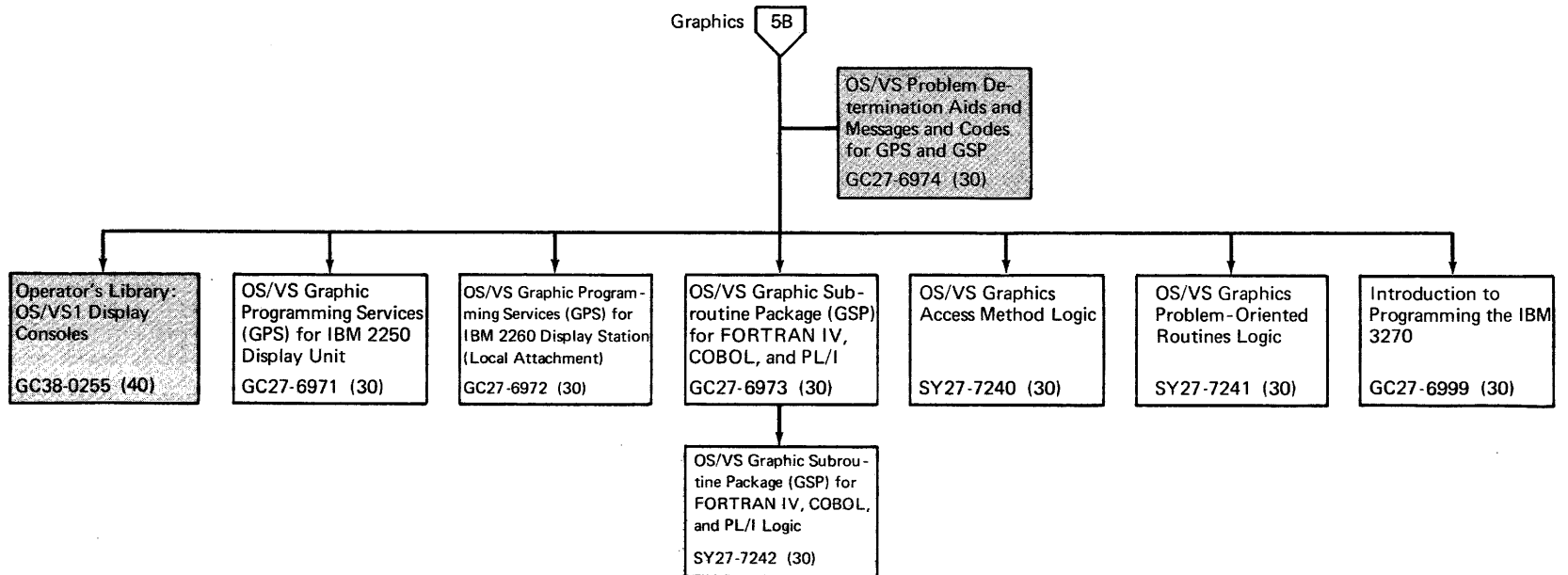
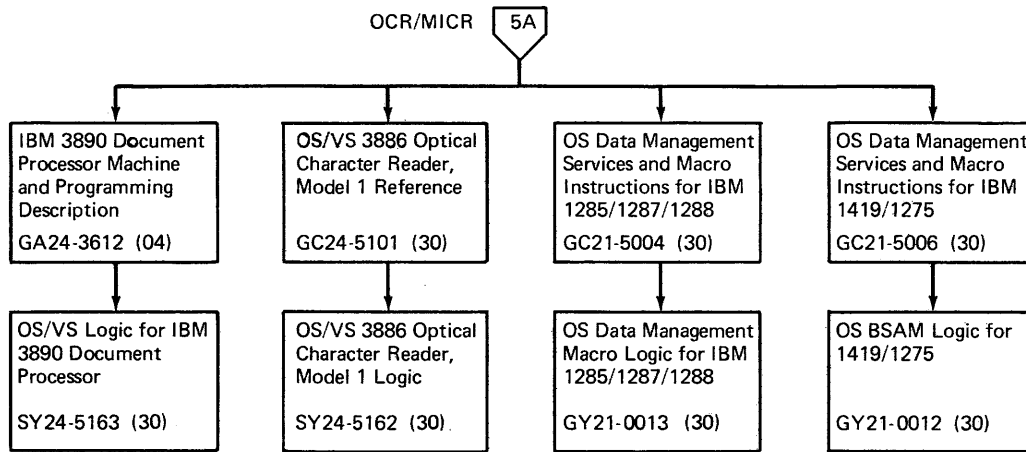
2

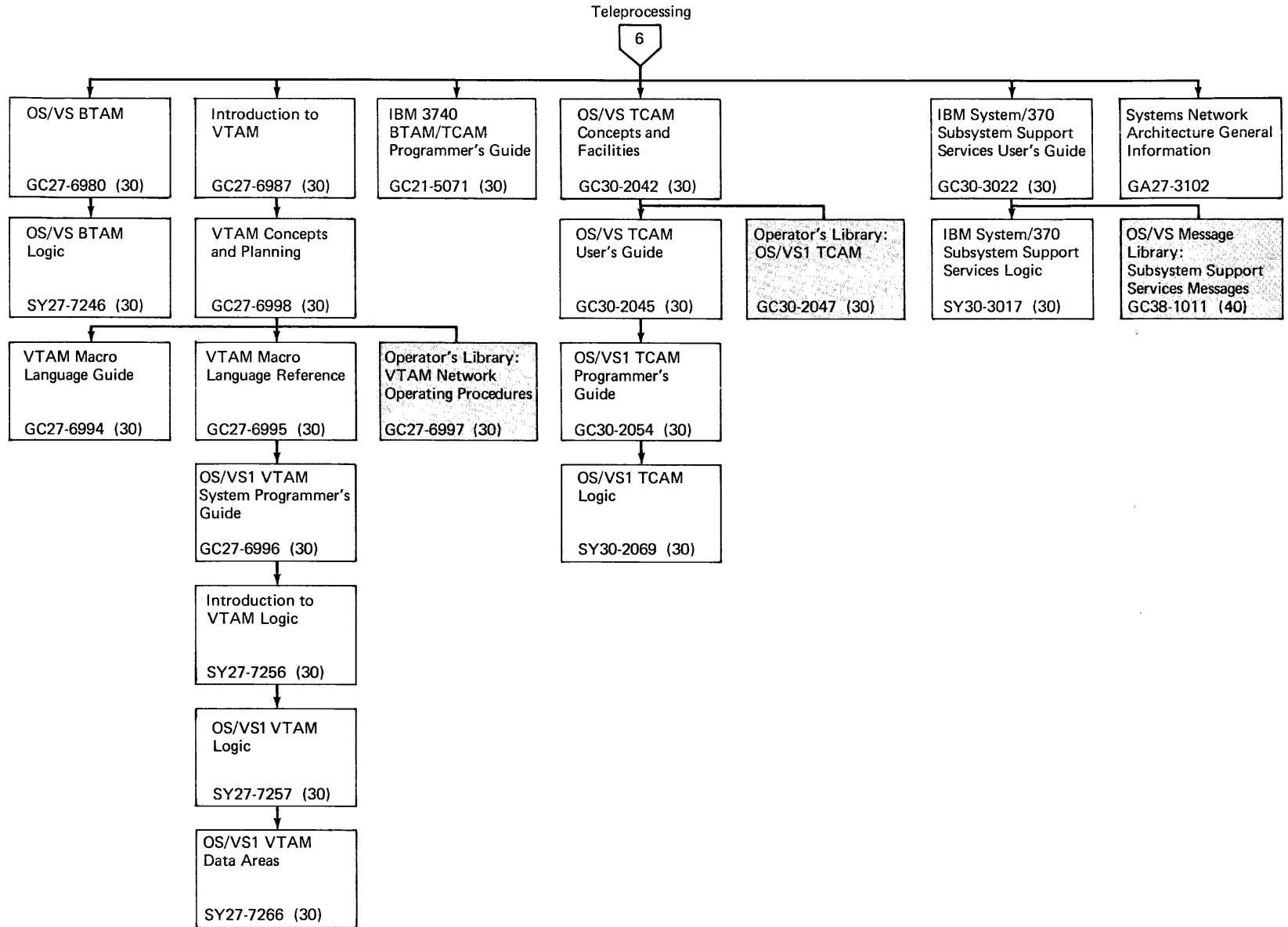


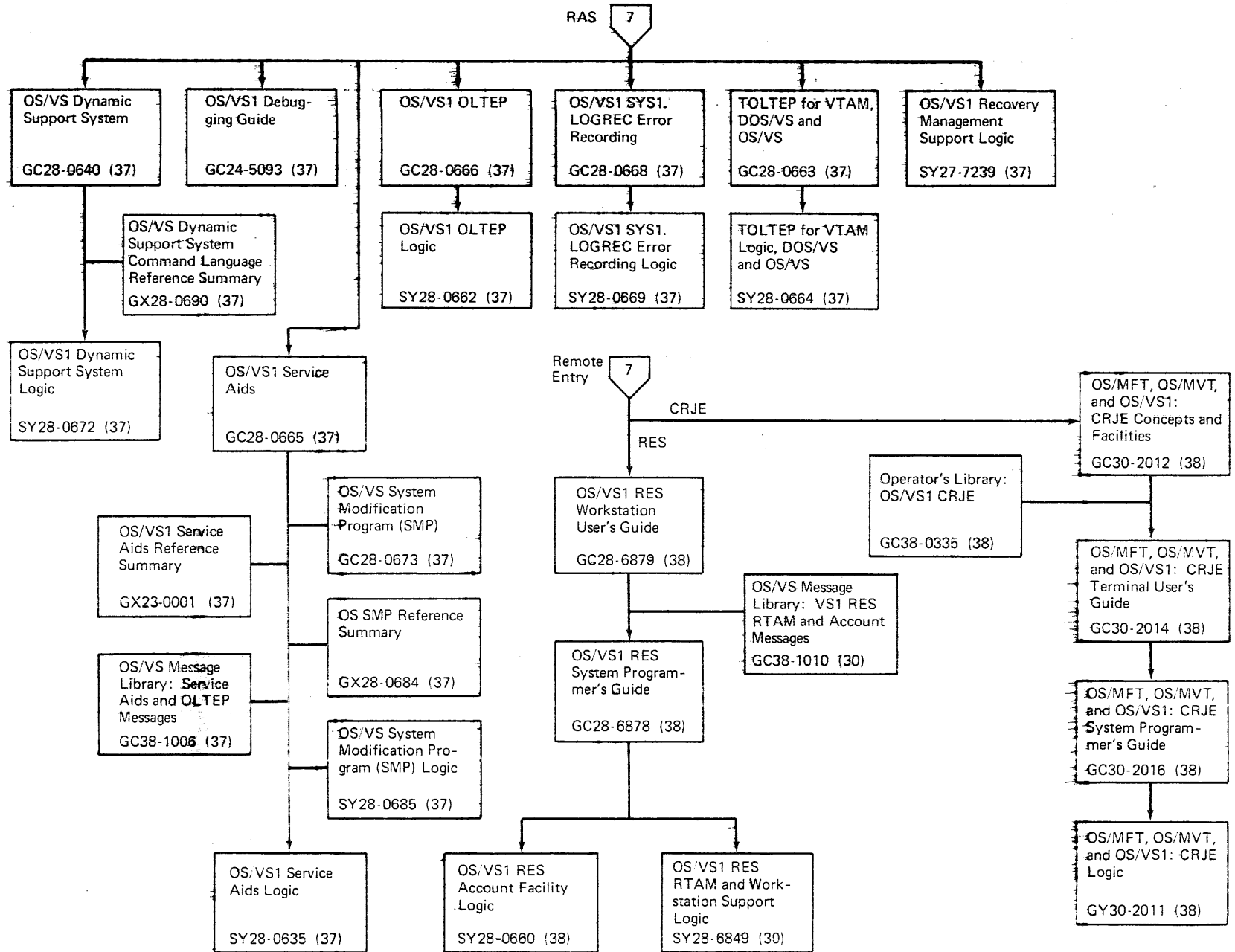


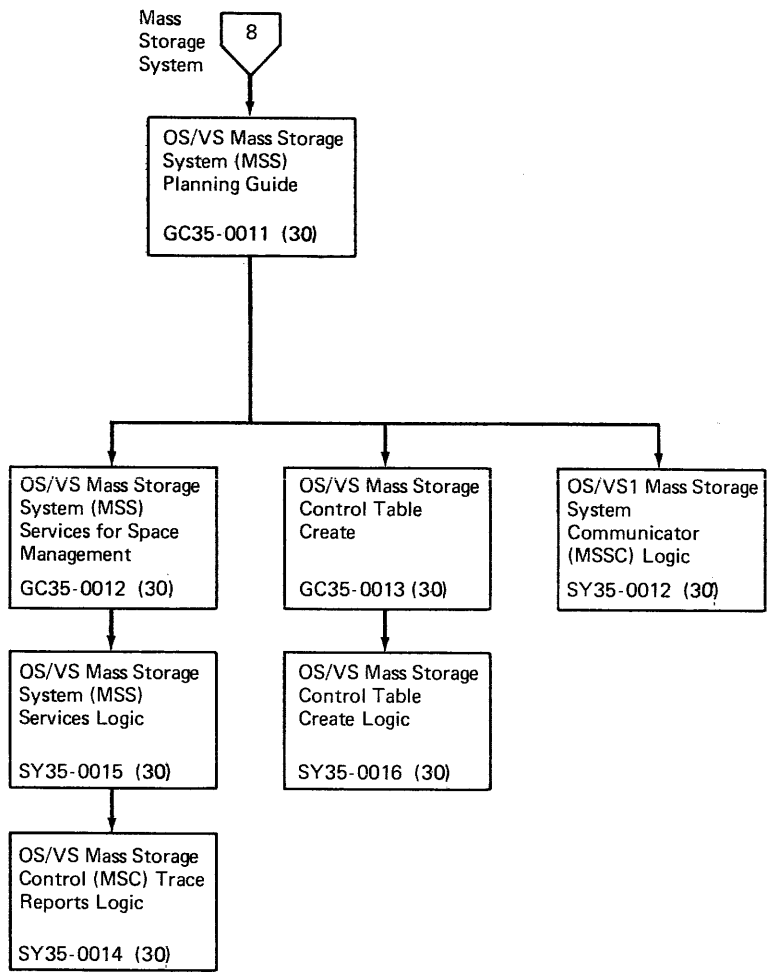












ORDER NUMBER	RELEASE						TITLE	PROGRAM NUMBER
	1.0	2.0	2.6	3.0	3.1	4.0		
SJD2-2000-00 (STD2-2000-00)	N						IPL	5741-SC1-C1
SJD2-2000-01 (SQD2-2000-01)		N						
SJD2-2000-02 (ST00-5000-02)			N					
SJD2-2000-03 (ST00-5200-00)**				N	E			
SJD2-2000-04**						N		
SJD2-2001-00 (STD2-2001-00)	N						IOS	5741-SC1-C3
SJD2-2001-01 (SQD2-2001-01)		N						
SJD2-2001-02 (ST00-5001-02)			N					
SJD2-2001-03 (ST00-5100-00)				N				
SJD2-2001-04 (ST00-5201-00)**					N			
SSC0-7381					N			
SJD2-2001-05**						N		
SSC0-6055**						N		
SJD2-2002-00 (STD2-2002-00)	N						SUPERVISOR	5741-SC1-C5
SJD2-2002-01 (SQD2-2002-01)		N						
SJD2-2002-02 (ST00-5002-02)			N					
SJD2-2002-03 (ST00-5101-00)				N				
SJD2-2002-04 (ST00-5202-00)**					N			
SJD2-2002-05**						N		
SSC0-6056**						N		
SJD2-2003-00 (ST00-5003-00)			N				MAPPING MACROS	5741-SC1-01
SJD2-2003-01 (ST00-5102-0)				N				
SJD2-2003-02 (ST00-5203-00)**					N			
SJD2-2003-03**								
SJD2-2004-01 (ST00-5004-01)			N				INDEX	
SJD2-2004-02 (ST00-5103-00)				N				
SJD2-2004-04 (ST00-5248-00)**					N			
SJD2-2004-05**						N		
SJD2-2009-00 (STD2-2009-00)	N						SCHEDULER-SMF	5741-SC1-00
SJD2-2009-01 (SQD2-2009-01)		N						
SJD2-2009-02 (ST00-5005-2)			N					
SJD2-2009-03 (ST00-5104-00)				N				
SJD2-2009-04 (ST00-5204-00)**					N			
SJD2-2009-05**						N		
SJD2-2010-00 (STD2-2010-00)	N						UNIT/RCD/ERF	5741-SC1-CB
SJD2-2010-01 (SQD2-2010-01)		N						
SJD2-2010-02 (ST00-5006-02)			N					
SJD2-2010-03 (ST00-5105-00)				N				
SJD2-2010-04 SSC0-6014**					N	E		
						N		

ORDER NUMBER	RELEASE						TITLE	PROGRAM NUMBER
	1.0	2.0	2.6	3.0	3.1	4.0		
SJD2-2014-00 (STD2-2014-00)	N						JECS	5741-SC1-B0
SJD2-2014-01 (SQD2-2014-01)		N						
SJD2-2014-02 (ST00-5007-02)			N					
SJD2-2014-03 (ST00-5106-00)				N				
SJD2-2014-04 (ST00-5205-00)**					N			
SSCO-6922					N			
SJD2-2014-05**						N		
SJD2-2015-00 (STD2-2015-00)	N						I/P STREAM CTL	5741-SC1-B1
SJD2-2015-01 (SQD2-2015-01)		N						
SJD2-2015-02 (ST00-5008-02)			N					
SJD2-2015-03 (ST00-5107-00)				N				
SJD2-2015-04 (ST00-5206-00)**					N			
SSCO-6942					N			
SJD2-2015-05**						N		
SSCO-6049**						N		
SJD2-2016-00 (SID2-2016-00)	N						O/P STREAM CTI	5741-SC1-B2
SJD2-2016-01 (SQD2-2016-01)		N						
SJD2-2016-02 (ST00-5009-02)			N					
SJD2-2016-03 (ST00-5108-00)				N				
SJD2-2016-04 (ST00-5207-00)**					N			
SJD2-2016-05**						N		
SSCO-6051**						N		
SJD2-2017-00 (STD2-2017-00)	N						SYSTEM RESTART	5741-SC1-B3
SJD2-2017-01 (SQD2-2017-01)		N						
SJD2-2017-02 (ST00-5010-02)			N					
SJD2-2017-03 (ST00-5109-00)				N				
SJD2-2017-04 (ST00-5208-00)**					N			
SJD2-2017-05**						N		
SSCO-6052**						N		
SJD2-2018-00 (STD2-2018-00)	N						ALLOCATION	5741-SC1-B4
SJD2-2018-01 (SQD2-2018-01)		N						
SJD2-2018-02 (ST00-5011-02)			N					
SJD2-2018-03 (ST00-5110-00)				N				
SJD2-2018-04 (ST00-5209-00)**					N			
SSCO-7002					N			
SJD2-2018-05**						N		
SSCO-6053**						N		
SJD2-2019-00 (STD2-2019-00)	N						SWADS MANAGER	5741-SC1-B5
SJD2-2019-01 (SQD2-2019-01)		N						
SJD2-2019-02 (ST00-5012-02)			N					
SJD2-2019-03 (ST00-5111-00)				N				
SJD2-2019-04 (ST00-5210-00)**					N			
SJD2-2019-05**						N		



<u>ORDER NUMBER</u>	<u>1.0</u>	<u>RELEASE</u>					<u>TITLE</u>	<u>PROGRAM NUMBER</u>
		<u>2.0</u>	<u>2.6</u>	<u>3.0</u>	<u>3.1</u>	<u>4.0</u>		
SJD2-2020-00 (STD2-2020-00)	N						INITIATOR	5741-SC1-B6
SJD2-2020-01 (SQD2-2020-01)		N						
SJD2-2020-02 (ST00-5013-02)			N					
SJD2-2020-03 (ST00-5112-00)				N				
SJD2-2020-04 (ST00-5211-00)**					N			
SJD2-2020-05**						N		
SJD2-2021-00 (STD2-2021-00)	N						TERMINATION	5741-SC1-B7
SJD2-2021-01 (SQD2-2021-01)		N						
SJD2-2021-02 (ST00-5014-02)			N					
SJD2-2021-03 (ST00-5113-00)				N				
SJD2-2021-04 (ST00-5212-00)**					N			
SSC0-7062						N		
SJD2-2021-05**						N		
SJD2-2022-00 (STD2-2022-00)	N						COMMANDS	5741-SC1-B8
SJD2-2022-01 (SQD2-2022-01)		N						
SJD2-2022-02 (ST00-5015-02)			N					
SJD2-2022-03 (ST00-5114-00)				N				
SJD2-2022-04 (ST00-5213-00)**					N			
SJD2-2022-05**						N		
SSC0-6054**						N		
SJD2-2023-00 (STD2-2023-00)	N						INTERPRETER	5741-SC1-B9
SJD2-2023-01 (SQD2-2023-01)		N						
SJD2-2023-02 (ST00-5016-02)			N					
SJD2-2023-03 (ST00-5115-00)				N				
SJD2-2023-04 (ST00-5214-00)**					N			
SJD2-2023-05**						N		
SJD2-2024-00 (STD2-2024-00)	N						RESTART RDR/DSDR PROCESSING	5741-SC1-BE
SJD2-2024-01 (SQD2-2024-01)		N						
SJD2-2024-02 (ST00-5017-02)			N					
SJD2-2024-03 (ST00-5116-00)				N				
SJD2-2024-04 (ST00-5215-00)**					N			
SJD2-2024-05**						N		
SJD2-2025-00 (STD2-2025-00)	N						SYSTEM LCG	5741-SC1-BE
SJD2-2025-01 (SQD2-2025-01)		N						
SJD2-2025-02 (ST00-5018-02)			N					
SJD2-2025-03 (ST00-5117-00)				N				
SJD2-2025-04 SSC0-6047**					N	E N		
SJD2-2026-00 (STD2-2026-00)	N	E					WTP	5741-SC1-BE
SJD2-2026-01 (ST00-5019-01)			N					
SJD2-2026-02 (ST00-5118-00)				N				

ORDER NUMBER	RELEASE					TITLE	PROGRAM NUMBER
	1.0	2.0	2.6	3.0	3.1		
SJD2-2026-03 (ST00-5216-00)** SJD2-2026-04**					N		
SJD2-2027-00 (STD2-2027-00) SJD2-2027-01 (SQD2-2027-01) SJD2-2027-02 (ST00-5020-02) SJD2-2027-03 (ST00-5217-00)** SJD2-2027-04**	N					MSI	5741-SC1-BG
SJD2-2028-00 (STD2-2028-00) SJD2-2028-01 (SQD2-2028-01) SJD2-2028-02 (ST00-5021-02) SJD2-2028-03	N					IMCJOEQD	5741-SC1-17
SJD2-2030-00 (STD2-2030-00) SJD2-2030-01 (SQD2-2030-01) SJD2-2030-02 (ST00-5022-02) SJD2-2030-03 (ST00-5119-00) SJD2-2030-04 SSC0-6004** SSC0-6041**	N					DIDCCS	5741-SC1-C4
SJD2-2031-00 (STD2-2031-00) SJD2-2031-01 (SQD2-2031-01) SJD2-2031-02 (ST00-5023-02) SJD2-2031-03 (ST00-5120-00) SJD2-2031-04	N					GAM	5741-SC1-GC
SJD2-2032-00 (STD2-2032-00) SJD2-2032-01 (SQD2-2032-01) SJD2-2032-02 (ST00-5024-02) SJD2-2032-03 (ST00-5121-00) SJD2-2032-04	N					GSP	5741-SC1-07
SJD2-2033-00 (STD2-2033-00) SJD2-2033-01 (SQD2-2033-01) SJD2-2033-02 (ST00-5025-02) SJD2-2033-03 (ST00-5122-00) SSC0-6741 SJD2-2033-04 SSC0-6003**	N					RMS	5741-SC1-CE
SJD2-2034-00 (STD2-2034-00) SJD2-2034-01 (SQD2-2034-01) SJD2-2034-02 (ST00-5026-02) SJD2-2034-03 (ST00-5123-00) SJD2-2034-04 SSC0-6086**	N					SYSTEM ASSEMBLER	5741-SC1-03
SJD2-2038-00 (STD2-2038-00)	N					ORB/EREP/RDE	5741-SC1-CD

<u>ORDER NUMBER</u>	<u>RELEASE</u>					<u>TITLE</u>	<u>PROGRAM NUMBER</u>
	<u>1.0</u>	<u>2.0</u>	<u>2.6</u>	<u>3.0</u>	<u>3.1</u>		
SJD2-2038-01 (SQD2-2038-01)		N					
SJD2-2038-02 (ST00-5027-02)			N				
SJD2-2038-03 (ST00-5124-00)				N			
SJD2-2038-04 SSC0-6722					N	E	
SSC0-6002**					N	E	
SSC0-6036**						N	
SJD2-2041-00 (STD2-2041-00)	N					GTF	5741-SC1-11
SJD2-2041-01 (SQD2-2041-01)		N					
SJD2-2041-02 (ST00-5028-02)			N				
SJD2-2041-03 (ST00-5125-00)				N			
SJD2-2041-04 SSC0-6007**					N	E	
SSC0-6042**						N	
SJD2-2042-00 (STD2-2042-00)	N					HMASPZAP	5741-SC1-12
SJD2-2042-01 (SQD2-2042-01)		N					
SJD2-2042-02 (ST00-5029-02)			N				
SJD2-2042-03 (ST00-5126-00)				N			
SJD2-2042-04 (ST00-5218-00)**					N		
SJD2-2042-05** SSC0-6038**						N	
SJD2-2043-00 (SID2-2043-00)	N					HMCPRDME	5741-SC1-13
SJD2-2043-01 (SQD2-2043-01)		N					
SJD2-2043-02 (ST00-5030-02)			N				
SJD2-2043-03 (ST00-5127-00)				N			
SJD2-2043-04 SSC0-6008**					N	E	
SJD2-2044-00 (SID2-2044-00)	N					HMSADMP	5741-SC1-15
SJD2-2044-01 (SQD2-2044-01)		N					
SJD2-2044-02 (ST00-5031-02)			N				
SJD2-2044-03				N	E		
SJD2-2045-00 (SID2-2045-00)	N					HMAPTFLE	5741-SC1-16
SJD2-2045-01 (SQD2-2045-01)		N					
SJD2-2045-02 (ST00-5032-02)			N				
SJD2-2045-03 SSC0-6005**				N	E	E	
SJD2-2046-00 (SID2-2046-00)	N					CITEF	5741-SC1-06
SJD2-2046-01 (SQD2-2046-01)		N					
SJD2-2046-02 (ST00-5033-02)			N				
SJD2-2046-03 (ST00-5128-00)				N			
SJD2-2046-04 SSC0-6761					N	E	
SSC0-6037**					N	E	
SJD2-2047-00 (SID2-2047-00)	N					EXTENDER SVC ROUTER	5741-SC1-CF
SJD2-2047-01		N					

ORDER NUMBER	RELEASE					TITLE	PROGRAM NUMBER
	1.0	2.0	2.6	3.0	3.1		
(SQD2-2047-01) SJD2-2047-02			N	E	E		
SJD2-2048-00 (STD2-2048-00)	N					IEHLIST	5741-SC1-U2
SJD2-2048-01 (SQD2-2048-01)		N					
SJD2-2048-02 (ST00-5034-02)			N				
SJD2-2048-03 (ST00-5129-00)				N			
SJD2-2048-04 SSC0-6028**					N	E N	
SJD2-2049-00 (STD2-2049-00)	N					BTAM	5741-SC1-20
SJD2-2049-01 (SQD2-2049-01)		N					
SJD2-2049-02 (ST00-5035-02)			N				
SJD2-2049-03 (ST00-5130-00)				N			
SJD2-2049-04 SSC0-6011** SSC0-6065**					N	E N N	
SJD2-2051-00 (STD2-2051-00)	N	E				OCR	5741-SC1-D5
SJD2-2051-01 (ST00-5036-01)			N				
SJD2-2051-02 (ST00-5131-00)				N			
SJD2-2051-03 (ST00-5219-00)** SSC0-6561					N		
SJD2-2053-04**						N	
SJD2-2053-00 (STD2-2053-00)	N	E				IEBTRIN	5741-SC1-UG
SJD2-2053-01 (ST00-5037-01)			N				
SJD2-22053-02 (ST00-5220-00)**				N	E		
SJD2-2053-03**						N	
SJD2-2054-00 (STD2-2054-00)	N					CHK/RSTRT	5741-SC1-09
SJD2-2054-01 (SQD2-2054-01)		N					
SJD2-2054-02 (ST00-5038-02)			N				
SJD2-2054-03 (ST00-5132-00)				N			
SJD2-2054-04 (ST00-5221-00)**					N		
SJD2-2054-05** SSC0-6066**						N N	
SJD2-2055-00 (STD2-2055-00)	N					FETCH	5741-SC1-C7
SJD2-2055-01 (SQD2-2055-01)		N					
SJD2-2055-02 (ST00-5039-02)			N				
SJD2-2055-03 (ST00-5133-00)				N			
SJD2-2055-04 (ST00-5222-00)**					N		
SJD2-2055-05**						N	
SJD2-2056-00 (STD2-2056-00)	N					OVERLAY SUPERVISOR	5741-SC1-C2
SJD2-2056-01 (SQD2-2056-01)		N					
SJD2-2056-02 (ST00-5040-02)			N				
SJD2-2056-03 (ST00-5134-00)				N			
SJD2-2056-04					N		

<u>ORDER NUMBER</u>	<u>RELEASE</u>					<u>TITLE</u>	<u>PROGRAM NUMBER</u>
	<u>1.0</u>	<u>2.0</u>	<u>2.6</u>	<u>3.0</u>	<u>3.1</u>		
SJD2-2057-00 (STD2-2057-00)	N					SAM	5741-SC1-D0
SJD2-2057-01 (SQD2-2057-01)		N					
SJD2-2057-02 (ST00-5041-02)			N				
SJD2-2057-03 (ST00-5135-00)				N			
SJD2-2057-04 SSC0-6462					N	E	
SSC0-6015**					N	E	
SSC0-6073**						N	
SJD2-2058-00 (STD2-2058-00)	N					OPEN/CLCSE/EOV	5741-SC1-D1
SJD2-2058-01 (SQD2-2058-01)		N					
SJD2-2058-02 (ST00-5042-02)			N				
SJD2-2058-03 (ST00-5136-00)				N			
SJD2-2058-04 SSC0-6482					N	E	
SSC0-6016**					N	E	
SSC0-6074**						N	
SJD2-2059-00 (STD2-2059-00)	N					PAM	5741-SC1-D2
SJD2-2059-01 (SQD2-2059-01)		N					
SJD2-2059-02 (ST00-5043-02)			N				
SJD2-2059-03 (ST00-5137-00)				N			
SJD2-2059-04 (ST00-5223-00)**					N		
SJD2-2059-05** SSC0-6075**						N	
SJD2-2060-00 (STD2-2060-00)	N					LACSM	5741-SC1-D4
SJD2-2060-01 (SQD2-2060-01)		N					
SJD2-2060-02 (ST00-5044-02)			N				
SJD2-2060-03 (ST00-5138-00)				N			
SJD2-2060-04 SSC0-6541					N	E	
SSC0-6018**					N	E	
SSC0-6078**						N	
SJD2-2061-00 (STD2-2061-00)	N					MICR	5741-SC1-D6
SJD2-2061-01 (SQD2-2061-01)		N					
SJD2-2061-02 (ST00-5045-02)			N				
SJD2-2061-03 (ST00-5139-00)				N			
SJD2-2061-04 SSC0-6019**					N	E	
SSC0-6077**						N	
SJD2-2062-00 (STD2-2062-00)	N					LAM	5741-SC1-D7
SJD2-2062-01 (SQD2-2062-01)		N					
SJD2-2062-02 (ST00-5046-02)			N				
SJD2-2062-03 (ST00-5140-00)				N			
SJD2-2062-04 SSC0-6601					N	E	
SSC0-6022**					N	E	
SSC0-6078**						N	

ORDER NUMBER	RELEASE						TITLE	PROGRAM NUMBER
	1.0	2.0	2.6	3.0	3.1	4.0		
SJD2-2063-00 (STD2-2063-00)	N						ISAM	5741-SC1-D8
SJD2-2063-01 (SQD2-2063-01)		N						
SJD2-2063-02 (ST00-5047-02)			N					
SJD2-2063-03 (ST00-5141-00)				N				
SJD2-2063-04 SSC0-6702					N	E		
SSC0-6023**					N	E		
SSC0-6079**						N		
SJD2-2064-00 (STD2-2064-00)	N						JAM	5741-SC1-D9
SJD2-2064-01 (SQD2-2064-01)		N						
SJD2-2064-02 (ST00-5048-02)			N					
SJD2-2064-03 (ST00-5142-00)				N				
SJD2-2064-04 SSC0-7422					N	E		
SSC0-6024**					N	E		
SSC0-6060**						N		
SJD2-2067-00 (STD2-2067-00)	N	E					LASD-ERP	5741-SC1-CA
SJD2-2067-01 (ST00-5049-01)			N					
SJD2-2067-02 (ST00-5143-00)				N				
SJD2-2067-03					N			
SJD2-2068-00 (STD2-2068-00)	N						LINKAGE ELITOR	5741-SC1-04
SJD2-2068-01 (SQD2-2068-01)		N						
SJD2-2068-02 (ST00-5050-02)			N					
SJD2-2068-03 (ST00-5144-00)				N				
SJD2-2068-04 (ST00-5224-00)**					N			
SSC0-6021					N			
SJD2-2068-05**						N		
SSC0-6033**						N		
SJD2-2069-00 (STD2-2069-00)	N						ICADER	57410SC1-05
SJD2-2069-01 (SQD2-2069-01)		N						
SJD2-2069-02 (ST00-5051-02)			N					
SJD2-2069-03 (ST00-5145-00)				N				
SJD2-2069-04					N			
SJD2-2074-00 (STD2-2074-00)	N						JESCOMPATINT	5741-SC1-DB
SJD2-2074-01 (SQD2-2074-01)		N						
SJD2-2074-02 (ST00-5052-02)			N					
SJD2-2074-03 (ST00-5146-00)				N				
SJD2-2074-04 SSC0-7142					N	E		
SSC0-6071**					N	E		
SJD2-2076-00 (STD2-2076-00)	N						HMBLIST	5741-SC1-14
SJD2-2076-01 (SQD2-2076-01)		N						
SJD2-2076-02 (ST00-5053-01)			N					
SJD2-2076-03 (ST00-5147-00)				N				
SSC0-6030**					N	E		

ORDER NUMBER	RELEASE					TITLE	PROGRAM NUMBER
	1.0	2.0	2.6	3.0	3.1		
SSC0-6067**						N	
SJD2-2077-00 (STD2-2077-00)	N	E					5741-SC1-I0
SJD2-2077-01 (ST00-5054-01)			N				
SJD2-2077-02 (ST00-5148-00)				N			
SJD2-2077-03 (ST00-5225-00)**					N		
SJD2-2077-04**						N	
SJD2-2078-00 (STD2-2078-00)	N	E					5741-SC1-I1
SJD2-2078-01 (ST00-5055-01)			N				
SJD2-2078-02 (ST00-5149-00)				N			
SJD2-2078-03 (ST00-5226-00)**					N		
SJD2-2078-04**						N	
SJD2-2079-00 (STD2-2079-00)	N	E					5741-SC1-I2
SJD2-2079-01			E	E			
SJD2-2080-00 (STD2-2080-00)	N						5741-SC1-U0
SJD2-2080-01 (SQD2-2080-01)		N					
SJD2-2080-02 (ST00-5056-02)			N				
SJD2-2080-03 (ST00-5150-00)				N			
SJD2-2080-04 SSC0-6121					N	E	
SSC0-6027**					N	E	
SSC0-6035**						N	
SJD2-2081-00 (STD2-2081-00)	N	E					5741-SC1-U1
SJD2-2081-01			E	E			
SJD2-2082-00 (STD2-2082-00)	N	E					5741-SC1-UF
SJD2-2082-01 (ST00-5057-01)			N				
SJD2-2082-02 (ST00-5151-00)				N			
SJD2-2082-03 SSC0-6062**					N	E	
						N	
SJD2-2084-00 (STD2-2084-00)	N						5741-SC1-CA
SJD2-2084-01 (SQD2-2084-01)		N					
SJD2-2084-02 (ST00-5058-02)			N				
SJD2-2084-03 (ST00-5152-00)				N			
SJD2-2084-04 SSC0-7501					N	E	
SSC0-6006**					N	E	
SSC0-6039**						N	
SJD2-2085-00 (STD2-2085-00)	N						5741-SC1-U6
SJD2-2085-01 (SQD2-2085-01)		N					
SJD2-2085-02 (ST00-5059-02)			N				
SJD2-2085-03 (ST00-5153-00)				N			
SJD2-2085-04 SSC0-6029**					N	E	
						N	
SJD2-2086-00 (STD2-2086-00)	N						5741-SC1-U7
SJD2-2086-01		N					

ORDER NUMBER	RELEASE					TITLE	PRGGRAM NUMBER
	1.0	2.0	2.6	3.0	3.1		
(SQD2-2086-01)							
SJD2-2086-02			N				
(ST00-5060-02)							
SJD2-2086-03				N			
(ST00-5154-00)							
SJD2-2086-04					N		
SJD2-2087-00	N					IEBUPDTE	5741-SC1-U8
(STD2-2087-00)							
SJD2-2087-01		N					
(SQD2-2087-01)							
SJD2-2087-02			N				
(ST00-5061-02)							
SJD2-2087-03				N			
(ST00-5155-00)							
SJD2-2087-04					N	E	
SSC0-6084**						N	
SJD2-2088-00	N					IEEPTPCH	5741-SC1-UA
(STD2-2088-00)							
SJD2-2088-01		N					
(SQD2-2088-01)							
SJD2-2088-02			N				
(ST00-5062-02)							
SJD2-2088-03				N			
(ST00-5156-00)							
SJD2-2088-04					N		
SJD2-2089-00	N					IEBCCMER	5741-SC1-UK
(STD2-2089-00)							
SJD2-2089-01		N					
(SQD2-2089-01)							
SJD2-2089-02			N				
(ST00-5063-02)							
SJD2-2089-03				N			
(ST00-5157-00)							
SJD2-2089-04					N	E	
SSC0-6026**						N	
SJD2-2090-00	N					IERISAM	5741-SC1-UH
(STD2-2090-00)							
SJD2-2090-01		N					
(SQD2-2090-01)							
SJD2-2090-02			N				
(ST00-5064-02)							
SJD2-2090-03				N			
(ST00-5158-00)							
SJD2-2090-04					N		
SJD2-2091-00	N					IEBDG	5741-SC1-UJ
(STD2-2091-00)							
SJD2-2091-01		N					
(SQD2-2091-01)							
SJD2-2091-02			N				
(ST00-5065-02)							
SJD2-2091-03				N			
(ST00-5159-00)							
SJD2-2091-04					N	E	
SSC0-6083**						N	
SJD2-2092-00	N					IEHMOVE	5741-SC1-UC
(STD2-2092-00)							
SJD2-2092-01		N					
(SQD2-2092-01)							
SJD2-2092-02			N				
(ST00-5066-02)							
SJD2-2092-03				N			
(ST00-5160-00)							
SJD2-2092-04					N	E	
SSC0-6202					N	E	
SSC0-6025**						N	
SSC0-6061**						N	
SJD2-2094-00	N	E				SMF	5741-SC1-02
(STD2-2094-00)							
SJD2-2094-01			N				
(ST00-5067-01)							
SJD2-2094-02				N	E		



ORDER NUMBER	RELEASE						TITLE	PROGRAM NUMBER
	1.0	2.0	2.6	3.0	3.1	4.0		
SJD2-2096-00 (STD2-2096-00)	N						IEHPRCGM	5741-SC1-U3
SJD2-2096-01 (SQD2-2096-01)		N						
SJD2-2096-02 (ST00-5068-02)			N					
SJD2-2096-03 (ST00-5161-00)				N				
SJD2-2096-04 SSC0-6181					N			
SJD2-2097-00 (STD2-2097-00)	N						IEHINITT	5741-SC1-UD
SJD2-2097-01 (SQD2-2097-01)		N						
SJD2-2097-02 (ST00-5069-02)			N					
SJD2-2097-03 (ST00-5162-00)				N				
SJD2-2097-04					N			
SJD2-2098-00 (STD2-2098-00)	N	E					IEHSTATR	5741-SC1-UE
SJD2-2098-01 (ST00-5070-01)			N					
SJD2-2098-02 (ST00-5163-00)				N				
SJD2-2098-03 (ST00-5229-00)**					N			
SJD2-2098-04**						N		
SJD2-2099-00 (STD2-2099-00)	N						CATALOG	5741-SC1-D3
SJD2-2099-01 (SQD2-2099-01)		N						
SJD2-2099-02 (ST00-5071-02)			N					
SJD2-2099-03 (ST00-5164-00)				N				
SJD2-2099-04 SSC0-6521					N	E		
SSC0-6017**						N		
SJD2-2100-00 (STD2-2100-00)	N	E					PASSWORD PROTECT	5741-SC1-DC
SJD2-2100-01 (ST00-5165-00)			E	E				
SJD2-2100-02 (ST00-5230-00)**					N			
SJD2-2100-03** SSC0-6072**						N		
SJD2-2101-00 (STD2-2101-00)	N						TAPE ERP/VES	5741-SC1-CC
SJD2-2101-01 (SQD2-2101-01)		N						
SJD2-2101-02 (ST00-5072-02)			N					
SJD2-2101-03 (ST00-5166-00)				N				
SJD2-2101-04 (ST00-5231-00)**					N			
SJD2-2101-05** SSC0-6085**						N		
SJD2-2102-00 (ST00-5167-00)	E	E	E	E			IEBEDIT	5741-SC1-U9
SJD2-2102-01 (ST00-5232-00)**					N			
SJD2-2102-02**						N		
SJD2-2105-00 (STD2-2105-00)	N	E					RES	5741-SC1-BB
DJD2-2105-01 (ST00-5073-01)			N					
SJD2-2105-02 (ST00-5168-00)				N				
SJD2-2105-03 (ST00-5233-00)**					N			

ORDER NUMBER	RELEASE					TITLE	PROGRAM NUMBER
	1.0	2.0	2.6	3.0	3.1		
SJD2-2105-04** SSCO-6046**						N N	
SJD2-2106-00 (ST00-5074-00) SJD2-2106-02 (ST00-5169-00) SJD2-2106-03 SSCO-6009**		N	E				5741-SC1-18
SJD2-2107-00 (ST00-5075-00) SJD2-2107-01 (ST00-5170-00) SJD2-2107-02			N				5741-SC1-BC
SJD2-2108-00 (STD2-2108-00) SJD2-2108-01 (ST00-5076-01) SJD2-2108-02 (ST00-5171-00) SJD2-2108-02 SSCO-6013**	N	E					5741-SC1-DD
SJD2-2110-00 (ST00-5077-00) SJD2-2110-01 (ST00-5234-00)** SJD2-2110-02**		N	E				5741-SC1-CP
SJD2-2111-00 (STD2-2111-00) SJD2-2111-01 (ST00-5078-01) SJD2-2111-02 (ST00-5172-00) SJD2-2111-03 (ST00-5235-00)** SSCO-7410 SJD2-2111-04** SSCO-6057**	N	E					5741-SC1-C8
SJD2-2113-00 (ST00-5236-00)** SSCO-6050 SSCO-6051 SJD2-2113-01** SSCO-6081**							5741-SC1-23
SJD2-2114-00 (ST00-5080-00) SJD2-2114-01 (ST00-5173-00) SJD2-2114-02 (ST00-5237-00)** SSCO-7010 SJD2-2114-03** SSCO-6034**			N				5741-SC1-DK
SJD2-2115-00 (ST00-5174-00) SSCO-7615 SJD2-2115-01 (ST00-5238-00)** SSCO-7616 SJD2-2115-02**				N			5741-SC1-DF
SJD2-2116-00 (ST00-5175-00) SJD2-2116-01 (ST00-5239-00)** SSCO-7626 SJD2-2116-02**				N			5741-SC1-DL
SJD2-2117-00 (ST00-5081-00) SJD2-2117-01 (ST00-5176-00)			N				STATUS

<u>ORDER NUMBER</u>	<u>RELEASE</u>					<u>TITLE</u>	<u>PROGRAM NUMBER</u>
	<u>1.0</u>	<u>2.0</u>	<u>2.6</u>	<u>3.0</u>	<u>3.1</u>		
SJD2-2117-02 (ST00-5250-00)** SJD2-2117-03**				N	E		
						N	
SJD2-2118-00 (ST00-5082-00) SJD2-2118-01 (ST00-5177-00) SJD2-2118-02 (ST00-5240-00)** SSC0-7597 SJD2-2118-03** SSC0-6068**			N				VSAM 5741-SC1-DE
				N	E		
						N	
						N	
						N	
SJD2-2119-01 (ST00-5178-00) SJD2-2119-02 SSC0-7636 SSC0-6010**				N			DSS 5741-SC1-10
					N	E	
					N	E	
						N	
SJD2-2120-00 (ST00-5241-00)** SSC0-7230 SJD2-2120-01** SSC0-6045**					N		HMASMF 5741-SC1-30
						N	
						N	
SJD2-2121-00 (ST00-5179-00) SJD2-2121-01				N			Power Warning ICR 5741-SC1-0E
						N	
SJD2-2122-00 (ST00-5180-00) SJD2-2122-01 (ST00-5242-00)** SJD2-2122-02** SSC0-6048**				N			ISSP 5741-SC1-BK
						N	
						N	
SJD2-2124-00 (ST00-5181-00) SJD2-2124-01 (ST00-5243-00)** SSC0-7310 SSC0-7311 SJD2-2124-02** SSC0-6059**				N			TCAM 5 5741-SC1-21
						N	
						N	
SJD2-2140-00 (ST00-5184-00) SSC0-7553 SJD2-2140-00 (ST00-5247-00)** SSC0-7450** SJD2-2140-02**				N			JOB LIST MGR 5741-SC1-BJ
						N	
						N	
SJD2-2129-00 (ST00-5182-00) SJD2-2129-01 (ST00-5245-00)** SJD2-2129-02**				N			(IMCCSJQD) 5741-SC1-19
						N	
SJD2-2135-00	INDEP						3540 Diskette 5741-SC1-BJ
SJD2-2131-00** SJD2-2126-00 SSC0-6070 SSC0-6012** SSC0-6064**						N	3540 Diskette 5741-SC1-DN
						E	3600 Host Support 5741-SC1-24
						N	
						N	
SJD2-2128-00 (ST00-5244-00)** SJD2-2128-01** SSC0-6058**					N		SYSGEN 5741-SC1-S1
						N	
						N	
SJD2-2133-00 (ST00-5183-00) SJD2-2133-01 (ST00-5246-00)** SSC0-7282 SJD2-2133-02**				N			SSS Host Support 5741-SC1-SS
						N	
						N	

<u>ORDER NUMBER</u>	<u>RELEASE</u>						<u>TITLE</u>	<u>PROGRAM NUMBER</u>
	<u>1.0</u>	<u>2.0</u>	<u>2.6</u>	<u>3.0</u>	<u>3.1</u>	<u>4.0</u>		
SSC0-6069**						N		
SJD2-2134-00					N	E		
SSC0-7250					N	E		
SSC0-7251					N	E		
SSC0-6031**						N		
SSC0-6044**						N		
SJD2-2419-0					N		NCP3/PEP/EP Support Services Programs (SSP)	
							5744-BA2 5744-BA2	

```

*****
* The presence of an N, E, or C shows that the related item applies to the release(s) specified. *
* N: New for this release. *
* E: Existing book, initially issued for other than this release; also applies *
* to this release. *
* C: Issued for a component release that can be added to this release. *
* *
* INDEP = Release-Independent. ** - Change or addition. # - Reprint including TNLs (no change). *
* *
* GT, GQ, ST, SQ order numbers (appearing in parentheses) are temporary order numbers for back- *
* level release publications. Be sure to use the temporary number when ordering. *
*****
    
```

VS2 RELEASE

<u>ORDER NO./TNL'S</u>	<u>1.0</u>	<u>1.6&amp;1.7</u>	<u>2.0</u>	<u>3.0</u>	<u>TITLE</u>
<u>20 General Information</u>					
GC20-1753-1	N	E			OS/VS2 Release 1 Features (Supplement)
GC28-0602-0		N			OS/VS2 Master Index
GY28-0603-0		N			OS/VS2 Master Index of Logic
<u>21 Assembler</u>					
GC33-4010-1	N	E			OS/VS, DOS/VS, and VM/370 Assembler Language
(GT33-4010-1)					
GN33-8166		C			
GN33-8168		C			
GC33-4010-4#			N	E	
GC33-4021-1		N			OS/VS and VM/370 Assembler Programmer's Guide
(GT33-4021-1)					
GC33-4021-2			N		
**GN33-8186			N	E	
SY33-8041-0	N	E			OS/VS and VM/370 Assembler Logic
(ST63-8041-0)					
SN33-8152	N	E			
SN33-8158	N	E			
SY33-8041-1			N	E	
<u>30 Access Methods, Data Management, Storage/Communications Control Programs</u>					
GC35-0009-0		C			OS/VS Access Method Services
(GT35-0009-0)					
GC26-3836-1			N		OS/VS Access Method Services
**GC26-3841-0				N	OS/VS2 Access Method Services
SY35-0008-0		C			OS/VS Access Method Services Logic
** (ST75-0008-0)					
SN35-0012					
SY35-0010-0			N		OS/VS2 Access Method Services Logic
** (ST75-0010-0)					
**SY35-0010-1				N	
GC26-3799-0	N	E			OS/VS VSAM Planning Guide
(GT26-3799-0)					
GC26-3799-1		C			
(GQ26-3799-1)					
GC26-3799-2		C			
GC26-3835-1#		C			OS/VS VSAM System Information
GC26-3819-0		C			OS/VS VSAM Options for Advanced Applications
(GT26-3819-0)					
GC26-3819-1			N		
** (GQ26-3819-1)					
**GC26-3819-2				N	
GC26-3818-0		C			OS/VS VSAM Programmer's Guide

VS2 RELEASE

<u>ORDER NO./TNL'S</u>	<u>1.0</u>	<u>1.6&amp;1.7</u>	<u>2.0</u>	<u>3.0</u>	<u>TITLE</u>
** (GT26-3818-0)					
GC26-3838-0			N		OS/VS VSAM Programmer's Guide
** (GT26-3838-0)					
**GC26-3838-1				N	
SY26-3817-0		C			OS/VS VSAM Logic
(ST66-3817-0)					
SY26-3825-0			N	E	OS/VS2 VSAM Logic
**SN26-0782				N	
SY26-3789-1	N	E			OS/VS ELAM Logic
(ST66-3789-1)					
SN26-8029	N	E			
SY26-3831-0			N	E	OS/VS2 ELAM Logic
**SN26-0786				N	
SY35-0003-1	N				OS/VS Catalog Management Logic
(SQ75-0003-1)					
SY35-0003-2	E	E			
** (ST00-0181-0)					
SN35-0011	E	E			
SY26-3826-0			N		OS/VS2 Catalog Management Logic
** (ST66-3826-0)					
**SY26-3826-1				N	
SC35-0010-0			N		OS/VS2 Using OS Catalog Management with the Master Catalog: CVOL Processor
SY35-0011-0			N		OS/VS2 CVOL Processor Logic
** (ST75-0011-0)					
**SY35-0011-1				N	
SY26-3787-0	N				OS/VS DADSM Logic
(ST66-3787-0)					
SN26-8023	N				
SY26-3787-1	E	E			
(SQ66-3787-1)					
SY26-3828-0			N		OS/VS2 DADSM Logic
** (ST66-3828-0)				N	
**SY26-3828-1					
GC26-3793-2	N	E			OS/VS Data Management Macro Instructions
(GT00-0132-0)					
GC26-3793-3			N		
** (GT00-0178-0)					
**GC26-3793-4)				N	
GC26-3783-2	N	E			OS/VS Data Management Services Guide
(GT26-3783-2)					
GN26-0763	N	N			
GC26-3783-3			N		
** (GT00-0177-0)					
**GC26-3783-4				N	
GC28-0631-2			N		OS/VS Data Management For System Programmers
(GT28-0631-2)					
GC26-3830-0			N		OS/VS2 Data Management
** (GT26-3830-0)					
**GC26-3830-1				N	
GC24-5109-0	INDEP				OS/VS Liskette Copy Programming Support Reference Manual
GN24-5494					
SY24-5165-0	INDEP				OS/VS Liskette Copy Programming Support PLM
SY27-7240-0	N	E			OS/VS Graphics Access Method Logic
SN27-1389	N	E			
SY27-7260-0			N	E	OS/VS2 Graphic Access Method Logic
**SN27-1465			N	E	
GC27-6971-0	N	E	E		OS/VS Graphic Programming Services (GPS) for IBM 2250 Display Unit
GN27-1391	N	E	E	E	

VS2 RELEASE

<u>ORDER NO./TNL'S</u>	<u>1.0</u>	<u>1.661.7</u>	<u>2.0</u>	<u>3.0</u>	<u>TITLE</u>
GN27-1437			N	E	
GC27-6972-0	N	E	E	E	OS/VS Graphic Programming Services (GPS) for IEM
GN27-1392	N	E	E	E	2260 Display Station (Local Attachment)
GC27-6973-0	N	E	E	E	OS/VS Graphic Subroutine Package (GSP) for FCRTRAN IV,
GN27-1393	N	E	E	E	CCEOL, and PL/I
SY27-7242-0	N	E	E	E	OS/VS Graphic Subroutine Package (GSP) for FCRTRAN IV,
SN27-1390	N	E	E	E	COFOL, and PL/I Logic
GC27-6974-0	N	E	E	E	OS/VS Problem Determination Aids and Messages
GN27-1394	N	E	E	E	and Codes for GPS and GSP
GN27-1438			N	E	
SY27-7241-0	N	E	E	E	OS/VS Graphics Problem-Oriented Routines Logic
SY26-3823-0	N				OS/VS2 I/O Supervisor Logic
(ST66-3823-0)					
SY26-3823-1		N			
(SQ66-3823-1)					
SY26-3823-2			N		
** (ST00-0179-0)				N	
**SY26-3823-3					
SY26-3834-1			N	E	OS/VS2 Virtual I/O Logic
SY26-3786-2	N	E			OS/VS ISAM Logic
(ST66-3786-2)					
SY26-3833-0			N	E	OS/VS2 ISAM Logic
**GC35-0011-0				N	OS/VS MSS Flanning Guide
**GC35-0012-0				N	OS/VS Mass Storage System (MSS) Service for
**GC35-0013-0				N	Space Mgmt.
**SY35-0013-0				N	OS/VS Mass Storage System Control Table Create
**SY35-0014-0				N	Logic
**SY35-0016-0				N	OS/VS Mass Storage System Communicator (MSSC)
SY26-3785-1	N				OS/VS Open/Close/EOV Logic
(SQ66-3785-1)					
SY26-3785-2	E	E			
(ST00-0138-0)					
SY26-3827-0			N		OS/VS2 Open/Close/EOV Logic
** (ST66-3821-0)					
**SY26-3827-1				N	
SY26-3788-2	N	E			OS/VS SAM Logic
(ST66-3788-2)					
SY26-3832-0			N		OS/VS2 SAM Logic
** (ST66-3832-0)				N	
**SY26-3832-1					
GC26-3795-1		N			OS/VS Tape Labels
(GT26-3795-1)					
GC26-3795-2			N		
GC27-6980-0	N				OS/VS BTAM
(GT27-6980-0)					
GN27-1397	N				
GC27-6980-2#	C	E	E		
** (GQ27-6980-2)					
**GC27-6980-3				N	
SY27-7246-0	N	E			OS/VS BTAM Logic
(ST67-7246-0)					
SN27-1398	N	E			
SN27-1401	C	E			
SY27-7246-1			N	E	
GC30-2022-2	N	E			OS TCAM Concepts and Facilities

VS2 RELEASE

<u>ORDER NO./TNL'S</u>	<u>1.0</u>	<u>1.6&amp;1.7</u>	<u>2.0</u>	<u>3.0</u>	<u>TITLE</u>
**GC30-2042-0			N	E	OS/VS TCAM Level 8 Concepts and Facilities
GC30-2025-0	N				OS TCAM User's Guide
(GT30-2025-0)					
GC30-2025-2	E	E			-- Level 5
GN30-2581		N			
**GC30-2045-0				N	OS/VS TCAM Level 8 User's Guide
GC30-2034-1	N				OS/VS TCAM Programmer's Guide
(GQ30-2034-1)					
GC30-2034-2	C	E			
GN30-5554		C			
GC30-2044-0		C	E		OS/VS TCAM Level 5 Programmer's Guide
GN30-5558		C	E		
**GC30-2041-0				N	OS/VS2 TCAM Level 8 Programmer's Guide
GC38-0305-0	N				Operator's Library: OS/VS TCAM
GC30-2037-0		C	E		Operator's Library: OS/VS TCAM, (Level 5)
GN30-3017			C		-- Level 6
GN30-3019		N	E		
**GC30-2046-0				N	Operator's Library: CS/VS2 TCAM Level 8
GC30-2036-1#	C				OS/VS TCAM Level 4 Component Release Guide
GC30-2038-0		N			OS/VS TCAM Level 5 Component Release Guide
GN30-3020		N			
SY30-2039-1	N				OS/VS TCAM Level 4 Logic
(ST70-2039-1)					
SY30-2039-2)	C				
SN30-5555					
SY30-2049-0		C			OS/VS TCAM Level 5 Logic
SY30-2059-0			N		CS/VS TCAM Level 6 Logic
**SY30-2040-0				N	OS/VS2 TCAM Level 8 Logic
GC30-3009-1		N			NCP/TCAM Network User's Guide
**GC26-3842-0	INDEP				Planning for Enhanced VTAM under OS/VS
**GC27-6987-3	INDEP				Introduction to VTAM
**SY27-7267-0				N	CS/VS2 VTAM Data Areas
**GC28-0688-0				N	OS/VS2 System Programming Library: VTAM
**GC27-6998-1			N	N	VTAM Concepts and Facilities
GC27-6994-0			N	E	VTAM Macro Language Guide
**GN27-1469				N	
**GN27-1481				N	
**GC27-6995-2				N	Operator's Library: VTAM Macro Language Reference
**GC27-6997-0				N	Operator's Library: VTAM Network Operating
**GN27-1484				N	Procedures
**SY27-7256-1				N	Introduction to VTAM Logic
**SY28-0621-0				N	OS/VS2 VTAM Logic
**GC30-3022-2				N	S/370 Subsystem Support Services User's Guide
**SY30-3017-1			N		S/370 Subsystem Support Services Logic
** (ST70-3017-1)					



VS2 RELEASE

<u>ORDER NO./TNL'S</u>	<u>1.0</u>	<u>1.6&amp;1.7</u>	<u>2.0</u>	<u>3.0</u>	<u>TITLE</u>
**SY30-3017-2				N	
GC21-5004-3	E	E	E	E	OS Data Management Services and Macro Instructions for 1285/1287/1288
GY21-0013-1 (GQ61-0013-1)	E	E			OS Data Management Macro Logic for IBM 1285/1287/1288
GN21-5169	E	E			
GN21-7659	E	E			
GY21-0013-2			E	E	
GY21-0012-2	E	E	E	E	OS BSAM Logic for IBM 1419/1275
GC21-5006-4	E	E	E	E	OS Data Management Services and Macro Instructions for IBM 1419/1275
GC21-5097-0	N	E	E		OS and OS/VS Programming Support for the IBM 3505 Card Reader and 3525 Card Punch
** (GT21-5097-0)					
**GC21-5097-1				N	
**GN28-2591				N	
**GC24-5107-0	INDEP				Planning Guide for OS/VS2 Support of IBM 3540
** (GT24-5107-0)					
**GN24-5478					
**SY24-5167-0				N	OS/VS2 logic for 3540 Diskette Input/Output Unit
**GC24-5111-0				N	OS/VS2 IBM 3540 Programmer's Reference
**GC27-0009-1				N	3600 Programming Installation Guide
**SY30-3024-0				N	3650 Subsystem Program Preparation Support; Transformation Definition Language Translator Logic
GC30-3003-1	INDEP				3704/3705 Communications Controllers Assembler Language
GC30-3002-5#	INDEP				3704/3705 Emulation, Generation and Utilities Guide and Reference
GC30-3005-4#	INDEP				3704/3705 Emulation Program Storage & Performance Reference
SY30-3008-0 SN30-3016	INDEP				3704/3705 Network Control & Emulation Programs: Data Areas
GC30-3008-0	INDEP				3704/3705 NCP/VS Generation & Utilities (v.3); Guide and Reference for OS/VS & DOS/VS VTAM Users
SY30-3007-0	INDEP				3704/3705 Network Control Program/VS Logic
**SY30-3013-0	INDEP				3704/3705 Network Control Program/VTAM Logic
**SN30-2584					
**SN30-2583					
GY30-3012-1 GN30-3027	INDEP				3704/3705 Program Reference Handbook
**GN30-2587					
GC30-3001-4	INDEP				IBM 3735 Programmer's Guide (OS, DOS, and VS Systems)
GY30-3000-0	E	E	E	E	3735 Form Description Macro Instructions/Utility PLM (CS, LOS, and VS Systems)
GY30-3500	E	E	E	E	
GY30-3501	N	E	E	E	
GY30-3504	N	E	E	E	
GC21-5071-1			N		3740 ETAM/TCAM Programmer's Guide
GC24-5101-0		N	E		OS/VS IBM 3886 Optical Character Reader Model 1 Reference
SY24-5162-0		N	E		OS/VS IBM 3886 Model 1 Logic
SY24-5163-0				N	OS/VS IBM 3890 Document Processor Logic
**SN24-5502				N	

VS2 RELEASE

<u>ORDER NO./TNL'S</u>	<u>1.0</u>	<u>1.6&amp;1.7</u>	<u>2.0</u>	<u>3.0</u>	<u>TITLE</u>
<u>31 Support Programs</u>					
GC26-3813-1 (GT26-3813-1)		N			OS/VS Linkage Editor and Loader
GC26-3813-2 GN26-0774 GN26-0779			N N N	E E E	
SY26-3815-0 SN26-8020 SN26-8033 SN26-0770	N N E	E E E	E E E N	E E E E	OS/VS Linkage Editor Logic
SY26-3814-0 SN26-8022 SN26-8032 SN26-0771	N N E	E E E	E E E N	E E E E	OS/VS Loader Logic
GC38-1007-2 (GT38-1007-2) GC38-1007-3 **(GT00-0176-0) **GC38-1007-4 **GC27-0005-1	N	E	E		OS/VS Message Library: Linkage Editor & Loader Messages
				N N	3600 Finance Communication System Host Service Program Reference
<u>32 Utilities</u>					
GC35-0005-1 (GT35-0005-1) **GC35-0005-3 **(GT00-0184-0) **GC35-0005-4	N	E	E		OS/VS Utilities
				N	
SY35-0005-0 (ST75-0005-0) SN35-0008 **SY35-0005-2# **SN26-0784	N N	E N		N E N	OS/VS Utilities Logic
GC38-1005-1 (GQ38-1005-1) GC38-1005-2 (GT00-0130-0) GC38-1005-3 **(GT00-0174-0) **GC38-1005-4	N	E N	N		OS/VS Message Library: Utilities Messages
				N	
<u>34 System Planning, Generation, Installation, SMF</u>					
GC28-0689-0 **GN28-2581 **GN28-2592			N	E N N	OS/VS Conversion Notebook
GC28-0681-0 **(GT28-0681-0) **GN28-2586 **GC28-0681-1			N N		OS/VS2 Initialization and Tuning Guide
				N	
GC28-0600-2	N	E			OS/VS2 Planning and Use Guide
GC28-0601-0 (GT28-0601-0) GC28-0601-1 (GQ28-0601-1) GC28-0601-2	N		N N		OS/VS2 Release 1 Guide OS/VS2 Release 1.6 Guide OS/VS2 Release 1.7 Guide
GC28-0661-1#	N	E			Introduction to OS/VS2 Release 2
GC28-0667-0 (GT28-0667-0) GC28-0667-1	N	E		N	OS/VS2 Planning Guide for Release 2
GC28-0671-0			N		OS/VS2 Release 2 Guide
**GC28-0700-0				N	OS/VS2 Release 3 Guide
GC28-0604-0	N	E			OS/VS2 Storage Estimates

VS2 RELEASE

<u>ORDER NO./TNL'S</u>	<u>1.0</u>	<u>1.6&amp;1.7</u>	<u>2.0</u>	<u>3.0</u>	<u>TITLE</u>
(GT28-0604-0)					
GC28-0604-2			N		
** (GQ28-0604-2)					
**GC28-0604-3				N	
GC26-3790-1	N	E			OS/VS System Generation Introduction
** (GT26-3790-1)					
GC26-3792-0	N				OS/VS2 System Generation Reference
(GT26-3792-0)					
GN26-0760	N				
GC26-3792-1		N			
(GQ26-3792-1)					
GC26-3792-3			N		
** (GT00-0175-0)					
**GC26-3792-4				N	
GC35-0004-2	N				OS/VS System Management Facilities (SMF)
(GT00-0118-0)					
GC35-0004-4		N			
(GT00-0134-0)					
GC35-0004-5			N		
** (GT00-0170-0)					
GN28-2568					
**GC35-0004-6				N	
 <u>35 Emulation, Simulation</u>					
**GC33-2017-0	INDEP				Emulating DOS on IBM System/370 Under OS/VS
**SY33-7015-0	INDEP				DOS to OS/VS Emulator Logic
**GC33-2018-0	INDEP				1401/1440/1460 OS/VS Emulator Reference,
**SY33-7016-0	INDEP				1410/1440/1460 OS/VS Emulator Logic, Prog. No. 5744-AH1
**GC33-2019-0	INDEP				1410/7010 OS/VS Emulator Reference
**SY33-7017-0	INDEP				1410/7010 OS/VS Emulator Logic, Prog. No. 5744-AG1
GC27-6948-2	INDEP				7074 OS Emulator on System/370 Reference
**GN27-1460					(MFT/MVT/VS1 and VS2)
GY27-7238-0	INDEP				7074 CS Emulator on Models 155/158 Logic
GN27-1409					
GY27-7228-1	INDEP				7074 CS Emulator on Models 165/168 Logic
GC27-6952-2	INDEP				7080 CS Emulator on Models 165/168 Reference
GY27-7229-1	INDEP				7080 OS Emulator on Models 165/168 Logic
GC27-6983-0	INDEP				7094 OS Emulator on Models 165/168 Reference
GY27-7259-0	INDEP				7094 CS Emulator on Models 165/168 Logic
 <u>36 Control Program</u>					
**SY35-0009-1			N	E	OS/VS2 Auxiliary Storage Management Logic PLM
GC26-3784-2	N	E			OS/VS Checkpoint/Restart
(GT26-3784-2)					
GC26-3784-4			N		
** (GQ26-3784-4)					
**GC26-3784-5				N	
SY26-3820-0	N	E			OS/VS2 Checkpoint/Restart Logic
(ST66-3820-0)					
SY26-3820-1		N			
(SQ66-3820-1)					
SY26-3820-2			N		
** (ST00-0183-0)					
**SY26-3820-3				N	

VS2 RELEASE

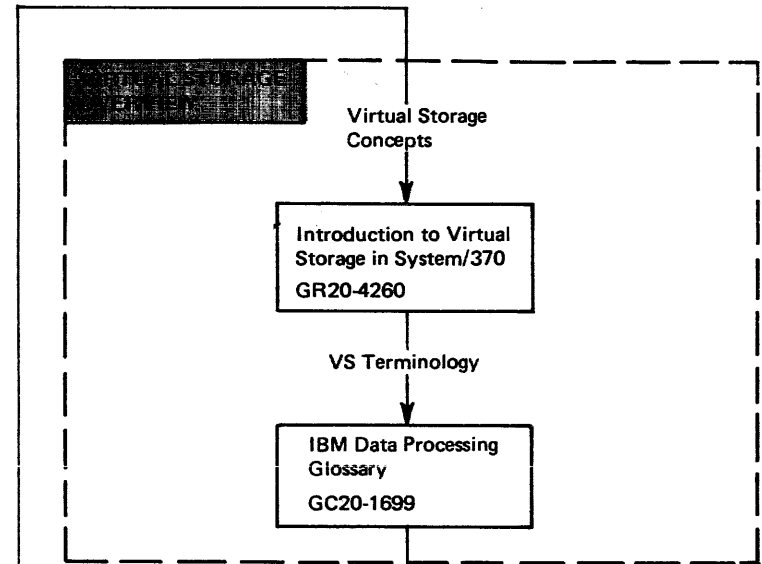
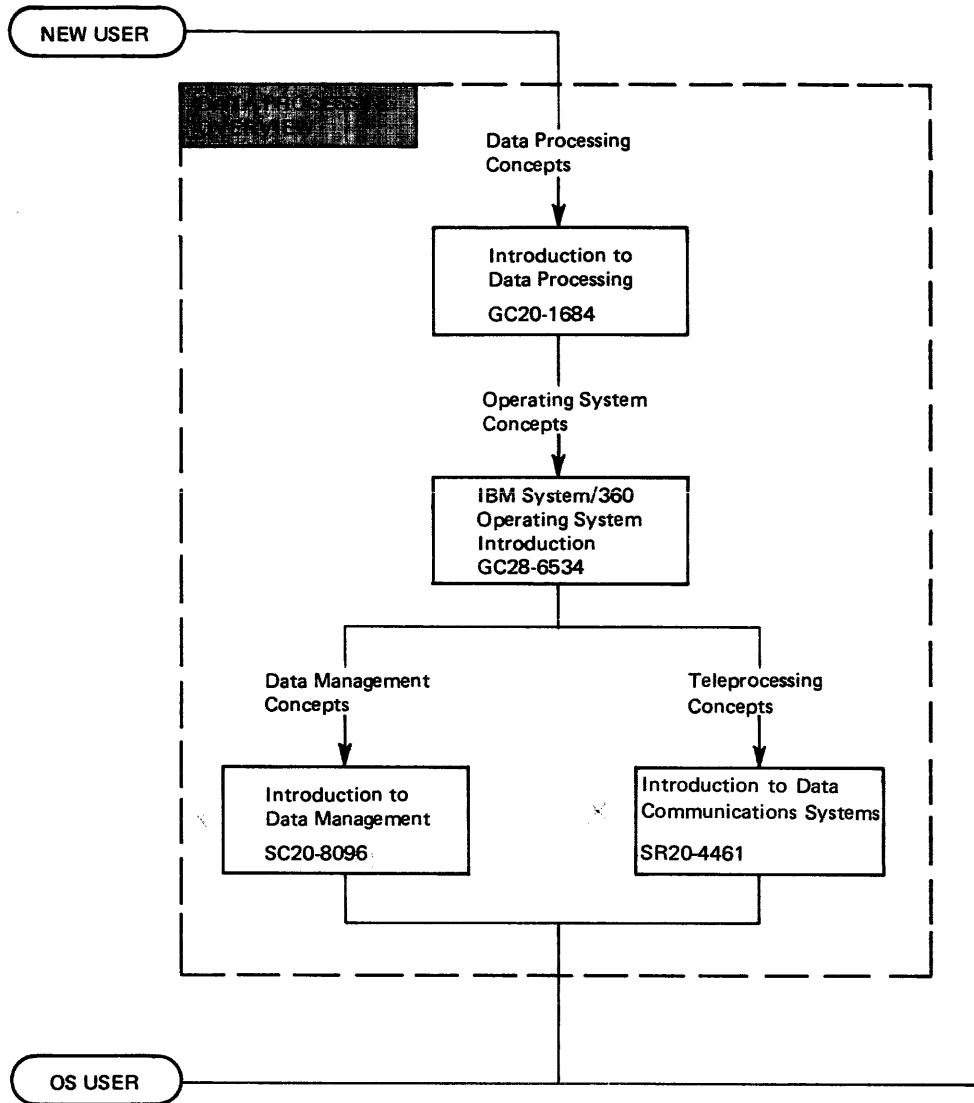
<u>ORDER NO./TNL'S</u>	<u>1.0</u>	<u>1.6&amp;1.7</u>	<u>2.0</u>	<u>3.0</u>	<u>TITLE</u>
GC27-6992-0	N				HASP II Version 4 System Programmer's Guide
GC27-6993-0	N				HASP II Version 4 Operator's Guide
GY27-7255-0	N				HASP II Version 4 Logic
SY28-0623-0 **SN28-2580			N	E N	OS/VS2 System Initialization Logic
SY27-7243-1#	N	E			OS/VS2 IPL and NIP Logic
GC28-0618-2 (GT28-0618-2)	N	E			OS/VS JCL Reference
GC28-0617-1 (GQ28-0617-1)	N				OS/VS JCL Services
GC28-0617-2 (GT00-0141-0)	E	E			
GC28-0692-0 ** (GT28-0692-0)			N		OS/VS2 JCL
GN28-2576			N		
**GC28-0692-1				N	
GX28-0619-1 (GT00-0140-0)	N	E			OS/VS JCL Syntax Reference Summary
**SY28-0622-1 **SN25-0116		N	E	E N	OS/VS2 JES 2 (Job Entry Subsystem) Logic
GC28-0682-0 ** (GT28-0682-0)			N		OS/VS2 Job Management, Supervisor, and ISO
**GC28-0627-0				N	OS/VS2 Job Management
SY28-0620-0	N	E			OS/VS2 Job Management Logic
GC28-0686-0		N	E	E	OS/VS Power Warning Feature Support - ICR Guide
SY28-0687-0		N	E	E	OS/VS Power Warning Feature Support Logic - ICR GUIDE
GC24-5091-2 (GT24-5091-2)	N	E			OS/VS Programmer's Reference Digest
GC27-6979-2 (GT27-6979-2)		N			OS/VS Supervisor Services and Macro Instructions
GC28-0683-0 **GN28-2589			N	E N	OS/VS2 Supervisor Services and Macro Instructions
**GC28-0628-0				N	OS/VS2 Supervisor
SY27-7244-1#	N	E			OS/VS2 Supervisor Logic
SY28-0624-0 **SN28-2583			N	E N	OS/VS2 Scheduler and Supervisor Logic Vol. 1 of 3
SY28-0625-0 **SN28-2584			N	E N	OS/VS2 Scheduler and Supervisor Logic Vol. 2 of 3
SY28-0626-0 **SN28-2585			N	E N	OS/VS2 Scheduler and Supervisor Logic Vol. 3 of 3
SY28-0606-0 (ST68-0606-0)	N	E			OS/VS2 System Data Areas NOTE: OS/VS2 System Data Areas for Release 2 available in microfiche only (SYB8-0606-1).
<u>37 RAS</u>					
GC28-0632-0 (GT28-0632-0)	N	E			OS/VS2 Debugging Guide
GN28-2560		N			
GC28-0632-1			N		
** (GQ28-0632-1)				N	
**GN28-2582				N	

ORDER NO./TNL'S	VS2 RELEASE				TITLE
	1.0	1.6&1.7	2.0	3.0	
**GC28-0632-2				N	
GC28-0640-0 (GT28-0640-0)	C	E			OS/VS Dynamic Support System
GN28-2563		C			
GC28-0640-1			E	E	
**GN28-2573				N	
GX28-0690-0 (GT00-0137-0)	C	E			OS/VS DSS Command Language Reference Summary
GX28-0690-1			N	E	
SY28-0641-0 (ST68-0641-0)	C	E			OS/VS Dynamic Support System Logic
SY28-0679-0			N	E	OS/VS2 Dynamic Support System Logic
GC38-1006-1 (GQ38-1006-1)	N				OS/VS Message Library: Service Aids and OLTEP Messages
GC38-1006-2 (GT00-0129-0)	E	F			
GC38-1006-3			E	E	
**GN25-0104			N	E	
**GN25-0106				N	
GC28-0636 (GQ28-0636-1)	N	E		F	OS/VS OLTEP
GC28-0675-0 **GN28-0106			N	E N	OS/VS2 System Programming Library: CLTEP
SY28-0637-1 (SQ68-0637-1)	N	E			OS/VS CLTEP Logic
SY28-0676-0 **SN28-0108			N	E N	OS/VS2 CLTEP Logic
SY27-7239-0 (ST67-7239-0)	N				OS/VS Recovery Management Support Logic
SN27-1399	N				
SY27-7239-1 (SQ67-7239-1)		N			
SN27-1407		N			
**SY27-7250-1			N	E	OS/VS2 Recovery Management Support Logic
GC28-0633-1 (GT28-0633-1)	N	E			OS/VS Service Aids
GN28-2540	N	E			
GC28-0674-0 **GN25-0105			N	E N	OS/VS2 Service Aids
GX28-0634-1 (GT00-0135-0)	N	E			OS/VS Service Aids Reference Summary
GX28-0634-2			N		
** (GT00-0166)					
**GX23-0002-0				N	OS/VS2 Service Aids Ref. Summary
SY28-0643-0 (ST68-0643-0)	N	E			OS/VS2 Service Aids Logic
SY28-0643-1			N		
** (SQ68-0643-1)					
**SY28-0643-2				N	
GC28-0638-0 (GT28-0638-0)	N				OS/VS SYS.1 LOGREC Error Recording
GC28-0638-1 (GQ28-0638-1)	E	E			
GC28-0677-0 ** (GT28-0677-0)			N		OS/VS2 System Programming Library: SYS.1 LOGREC Error Recrding
**GC28-0677-1				N	
SY28-0639-0 (ST68-0639-0)	N				OS/VS SYS.1 LOGREC Error Recording Logic
SY28-0639-1	E	E			

VS2 RELEASE

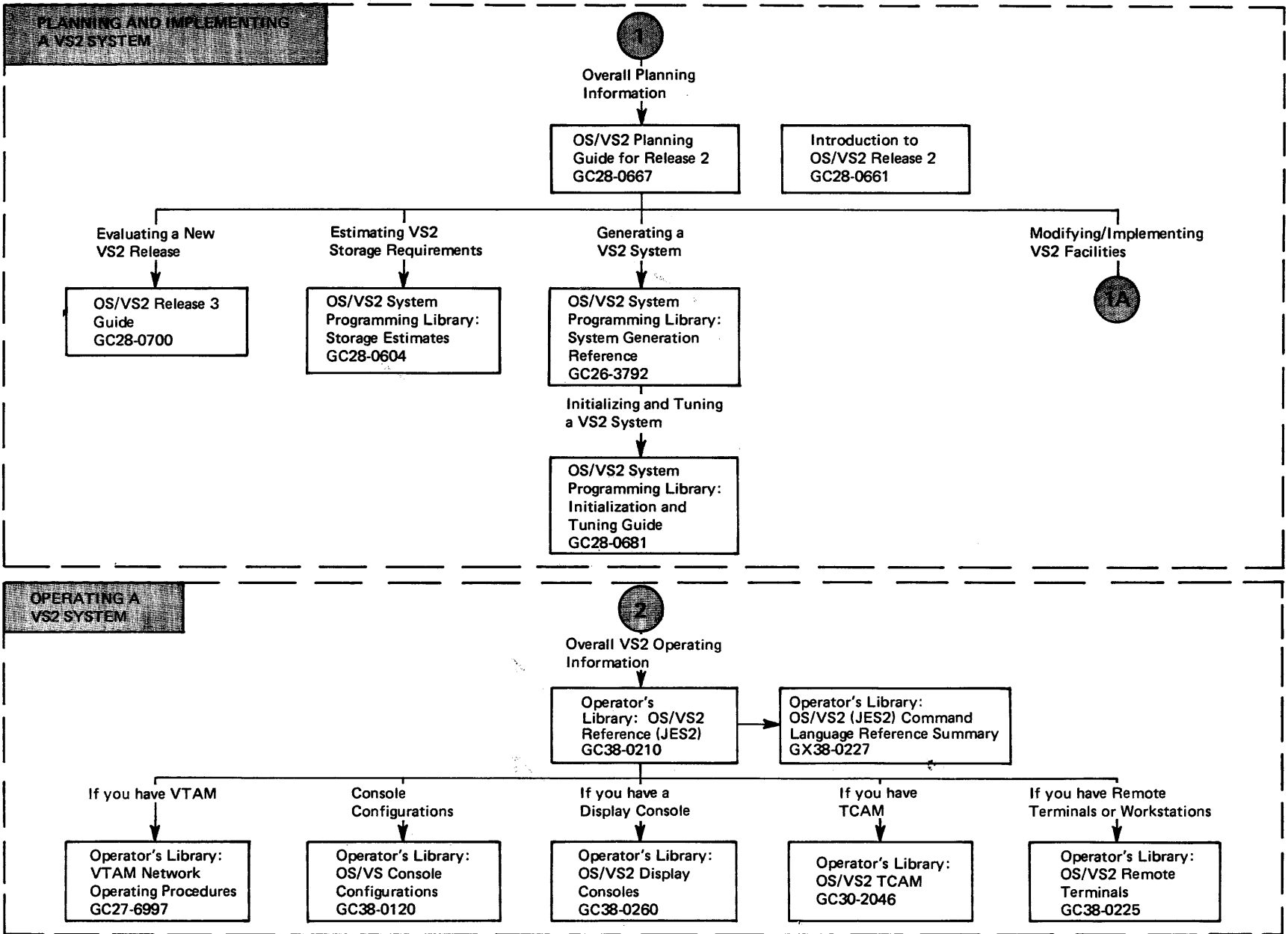
<u>ORDER NO./TNL'S</u>	<u>1.0</u>	<u>1.6&amp;1.7</u>	<u>2.0</u>	<u>3.0</u>	<u>TITLE</u>
(SQ68-0639-1)					
SY28-0678-0			N		OS/VS2 SYS.1 LOGREC Error Recording Logic
** (ST68-0678-0)					
**SY28-0678-1				N	
**GC28-0673-1			N	E	OS/VS System Modification Program (SMP)
GX28-0684-0	N	E	E	E	OS and OS/VS SMP Reference Summary
**GY28-0685-1	N	E	E	E	OS/VS SMP Logic
GC28-0663-0		N	E	E	DOS/VS and OS/VS TOLTEP
**GN28-2561			N	E	
**GN28-2588				N	
**SY28-0664-0			N	E	DOS/VS and OS/VS TOLTEP Logic
<u>38 Remote Job Entry</u>					
GC38-0225-0			N	E	OS/VS2 Remote Terminals
<u>39 Time Sharing</u>					
GC28-0644-0	N	E			OS/VS2 TSO Guide
** (GT28-0644-0)					
GC28-0646-0	N	E			OS/VS2 TSO Command Language Reference
(GT28-0646-0)					
GN28-2537	C	E			
GC28-0646-1			N		
** (GQ28-0646-1)					
GN28-2572			N		
**GC28-0646-2				N	
GX28-0647-0	N	E			OS/VS2 TSO Command Language Reference Summary
(GT00-0136-0)					
GX28-0647-1			N		
** (GT00-0167-0)				N	
**GX28-0647-2					
SY28-0651-0	N	E			OS/VS2 TSO Command Processor Logic Volume 1:
(ST68-0651-0)					ACCOUNT
SY28-0651-1			N	E	
**SN28-2579				N	
SY33-8548-0	N	E			OS/VS2 TSO Command Processor Logic Volume 2:
(ST73-8548-0)					EDIT
SY33-8548-1			N		
** (SQ73-8548-1)					
**SY33-8548-2				N	
SY35-0004-0	N	E			OS/VS2 TSO Command Processor Logic Volume 3:
(ST75-0004-0)					TEST
SY35-0004-1			N	E	
SY28-0652-0	N	E			OS/VS2 TSO Command Processor Logic Volume IV
(ST68-0652-0)					
SY28-0652-1			N		
** (SQ68-0652-1)					
**SY28-0652-2)				N	
SY28-0649-0	N	E			OS/VS2 TSO Control Program Logic
(ST68-0649-0)					
GC28-0691-0		N			OS/VS2 TSO Enhancements
(GT28-0691-0)					
SY28-0659-0	N	E			OS/VS2 TSO Enhancements Logic
SY28-0653-0		N	E		OS/VS2 TSO Enhancements No. 2 Logic
GC38-1009-1#	N	E			OS/VS Message Library: VS2 TSO Messages
GC38-0220-0	N	E			Operator's Library: OS/VS2 TSO

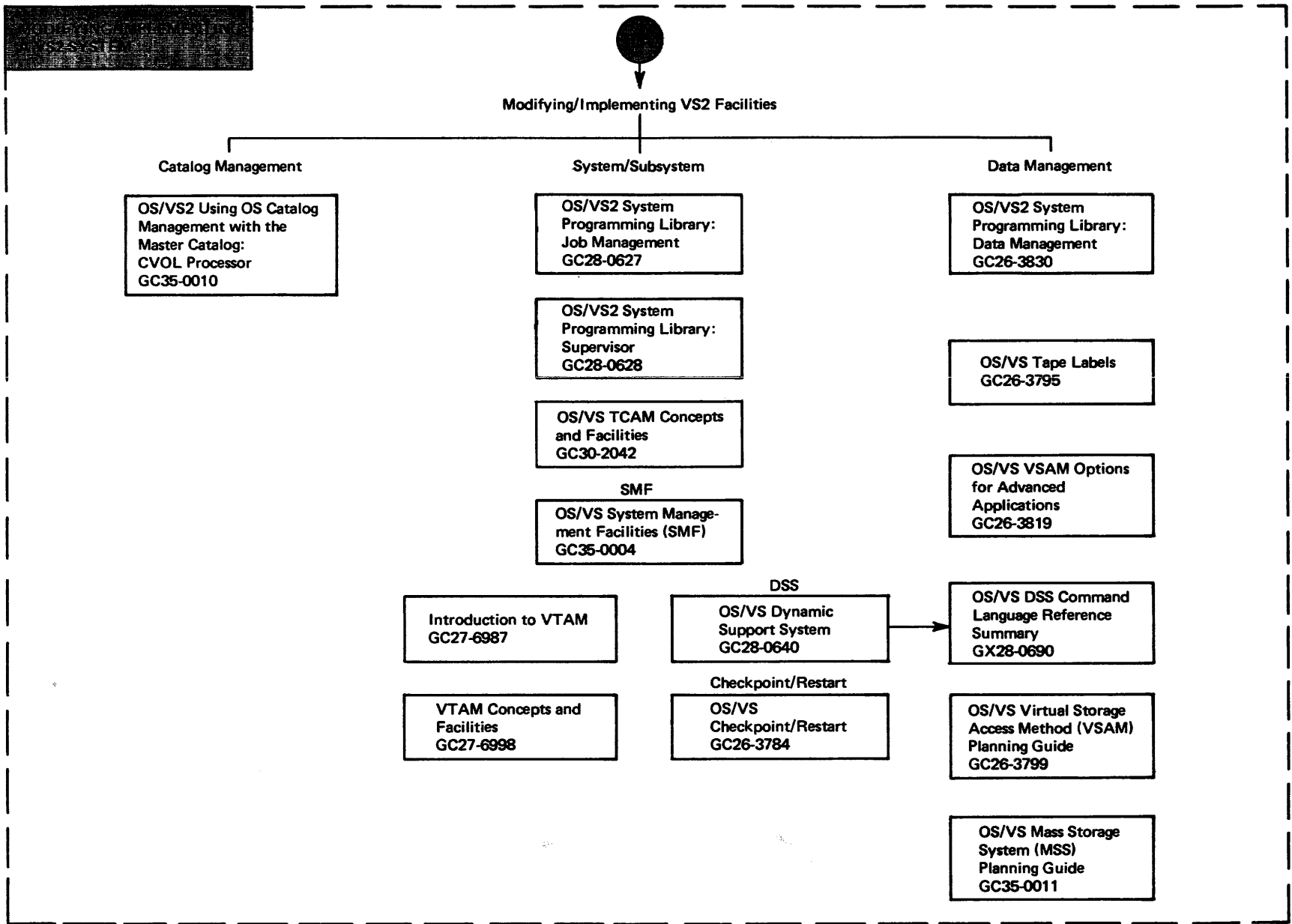
<u>ORDER NO./TNL'S</u>	<u>VS2 RELEASE</u>				<u>TITLE</u>
	<u>1.0</u>	<u>1.6&amp;1.7</u>	<u>2.0</u>	<u>3.0</u>	
**GC28-0629-0				N	OS/VS2 System Programming Library: TSO
**GC28-6762-3	INDEP				OS/MVT and OS/VS2 TSO Terminals
GC28-0645-0 (GT28-0645-0)	N	E			OS/VS2 TSO Terminal User's Guide
GC28-0645-1			N		
** (GQ28-0645-1)					
**GC28-0645-2				N	
SY28-0650-0 (ST68-0650-0)	N	E			OS/VS2 Terminal Monitor Program and Service Routines Logic
SY28-0650-1			N		
** (SQ68-0650-1)					
**SY28-0650-2				N	
SY28-0654-0 (ST68-0654-0)			N		OS/VS2 Terminal Messages Directory
**SY28-0654-1				N	
GC28-0648-0 (GT28-0648-0)	N	E			OS/VS2 TSO Guide to Writing a Terminal Monitor Program or a Command Processor
GC28-0648-1			N	E	
**GN28-2578				N	
GC28-0695-0			N		OS/VS2 TSO Support for VSEASIC
SY28-0655-0			N		OS/VS2 TSO Support for VSEASIC Logic
<u>40 System Operation</u>					
GC38-0120-1 (GQ38-0120-1)	N				Operator's Library: OS/VS Conscle Configurations
GC38-0120-2 (GT38-0120-2)	E	E			
GC38-0120-3			N	E	
GC38-0260-0 (GT38-0260-0)	N	E			Operator's Library: OS/VS2 Display Consoles
GN27-1431		E			
GC38-0260-1			N	E	
GC38-0210-0 (GT38-0210-0)	N	E			Operator's Library: OS/VS2 Reference (JES2)
GC38-0210-1			N		
** (GQ38-0210-1)					
GN28-2575			N		
**GC38-0210-2				N	
GX38-0227-0			N	E	Operator's Library: OS/VS2 (JES2) Command Language Reference Summary
GC38-1004-1 (GQ38-1004-1)	N				OS/VS Message Library: Routing and Descriptor Codes
GC38-1004-2 (GT00-0133-0)	E	E			
**GC38-1004-4			N		
** (GT00-0161-0)					
**GC38-1004-5				N	
**GC38-1011-0				"	OS/VS Message Library: Subsystem Support Services Messages
GC38-1008-0 (GT38-1008-0)	N	E			OS/VS Message Library: VS2 System Codes
GN28-2558			N		
GC38-1008-1			N		
** (GQ38-1008-1)					
GN28-2577			N		
**GC38-1008-2				N	
GC38-1002-1 (GT38-1002-1)			N		OS/VS Message Library: VS2 System Messages
GC38-1002-2			N		
** (GQ38-1002-2)					
GN28-2574			N		
**GC38-1002-3				N	

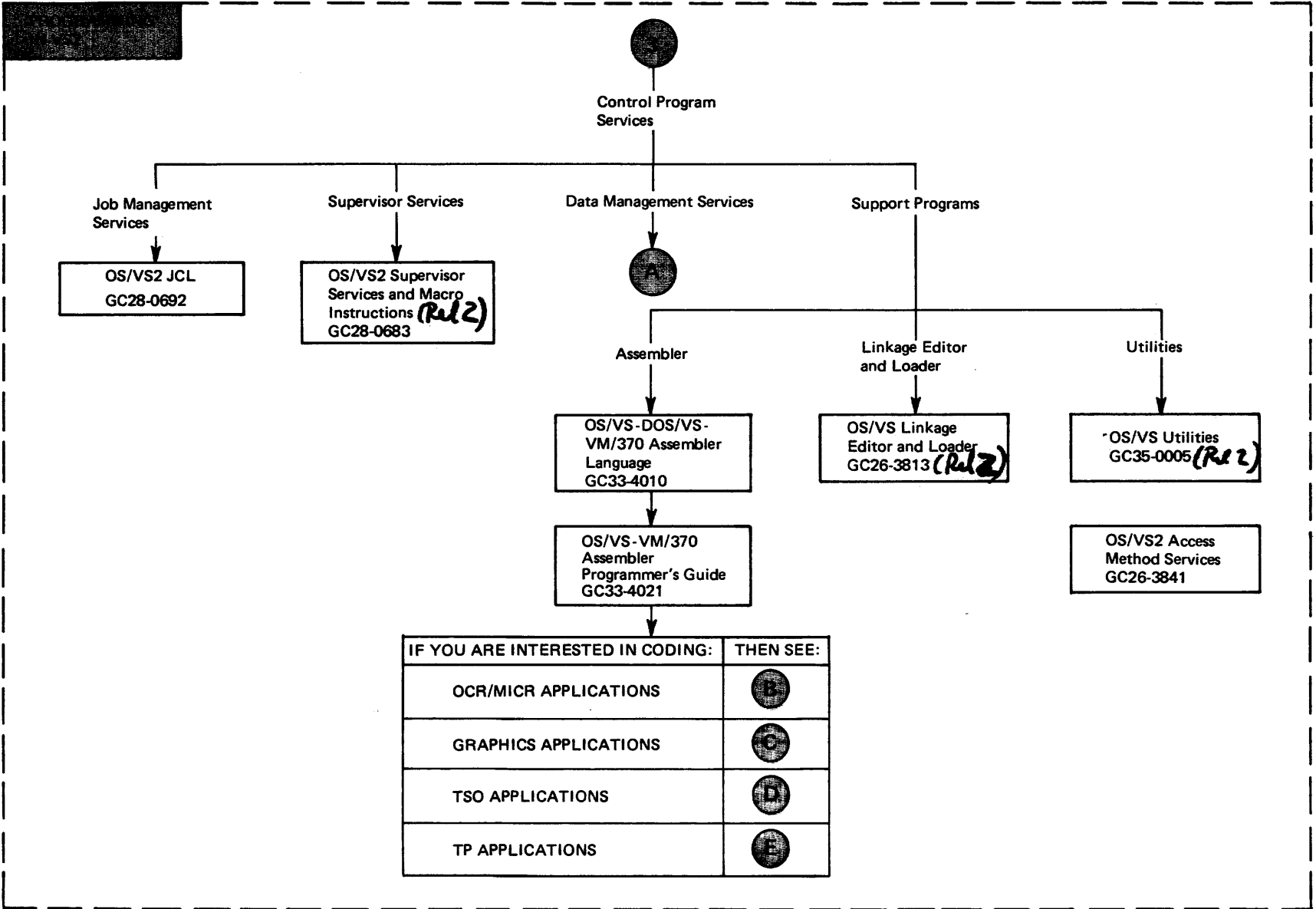


IF YOU ARE INTERESTED IN:	THEN SEE
PLANNING AND IMPLEMENTING A VS2 SYSTEM	●
OPERATING A VS2 SYSTEM	●
PROGRAMMING IN A VS2 SYSTEM	●
PROBLEM DETERMINATION AIDS IN VS2	●
USING THE IBM 3600 FINANCE COMMUNICATION SYSTEM WITH YOUR VS2 SYSTEM	●
MAINTAINING OR MODIFYING A VS2 SYSTEM	●

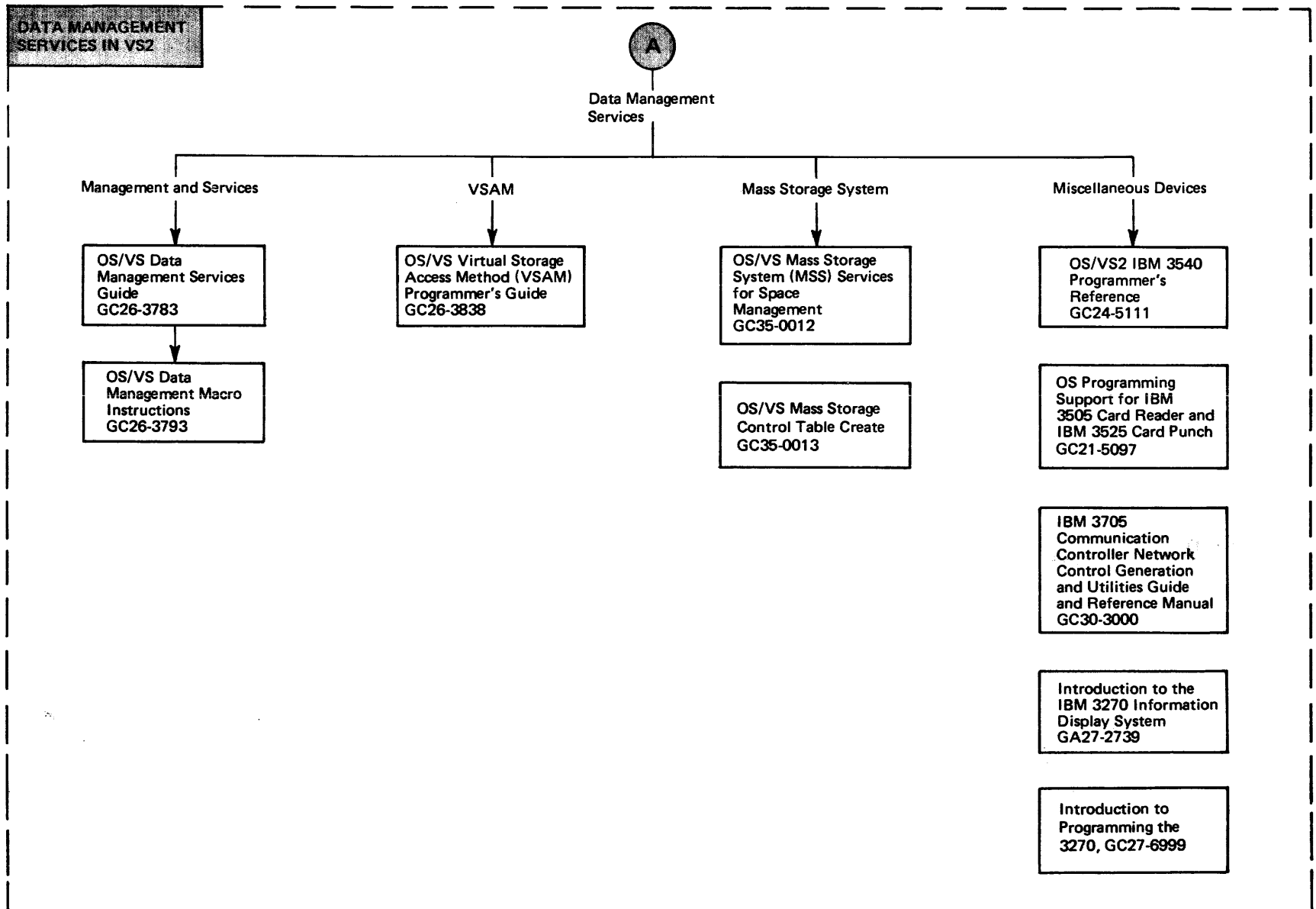


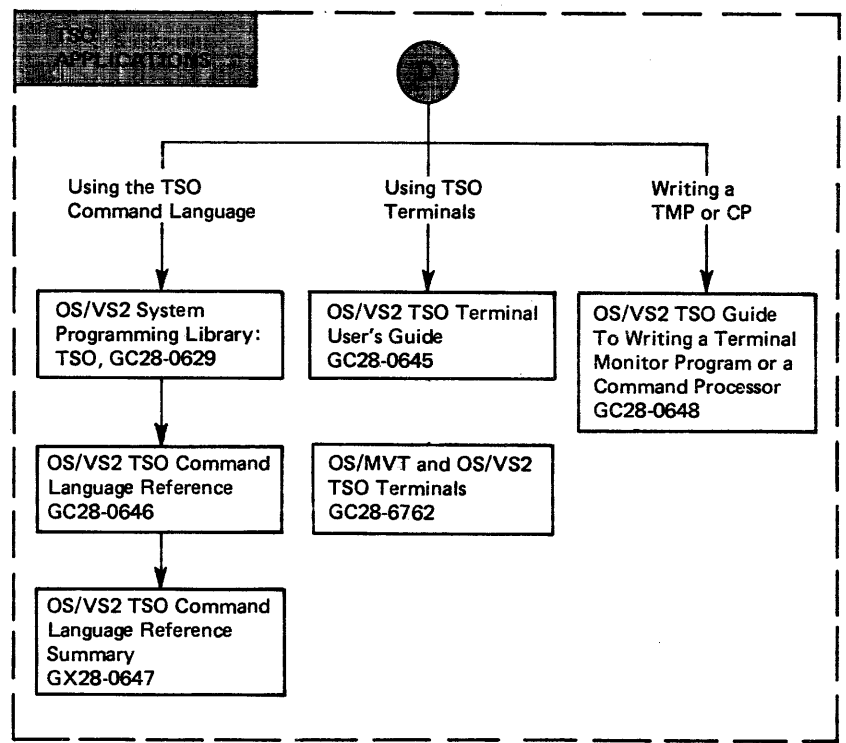
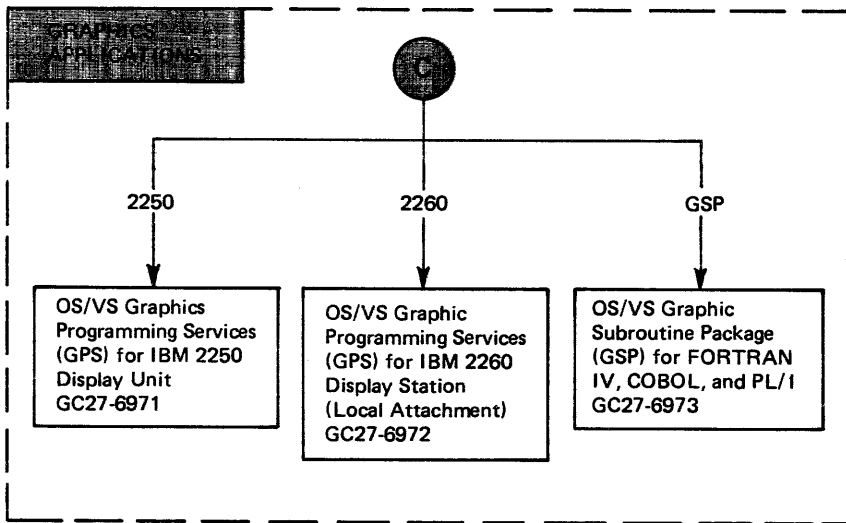
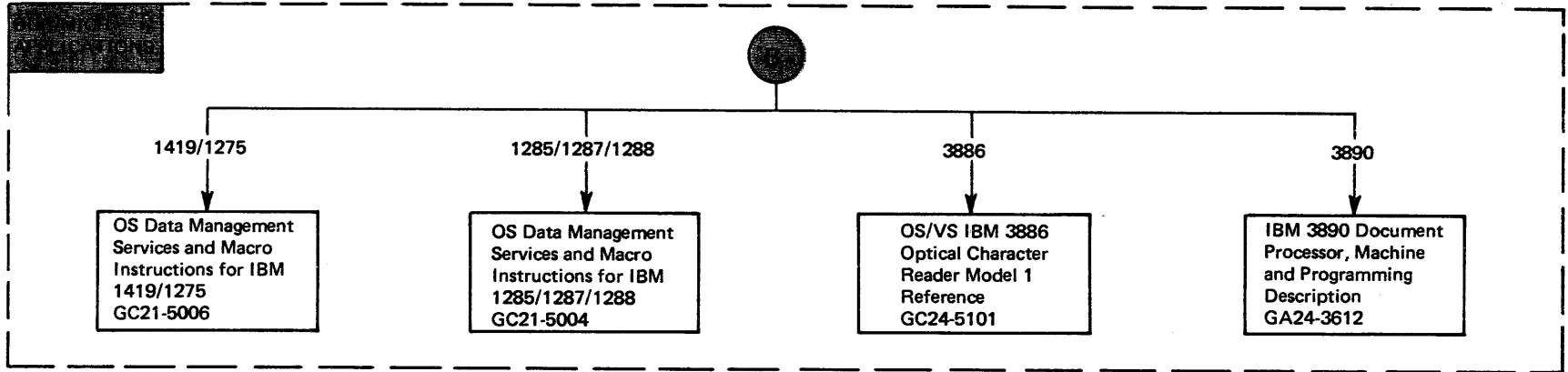




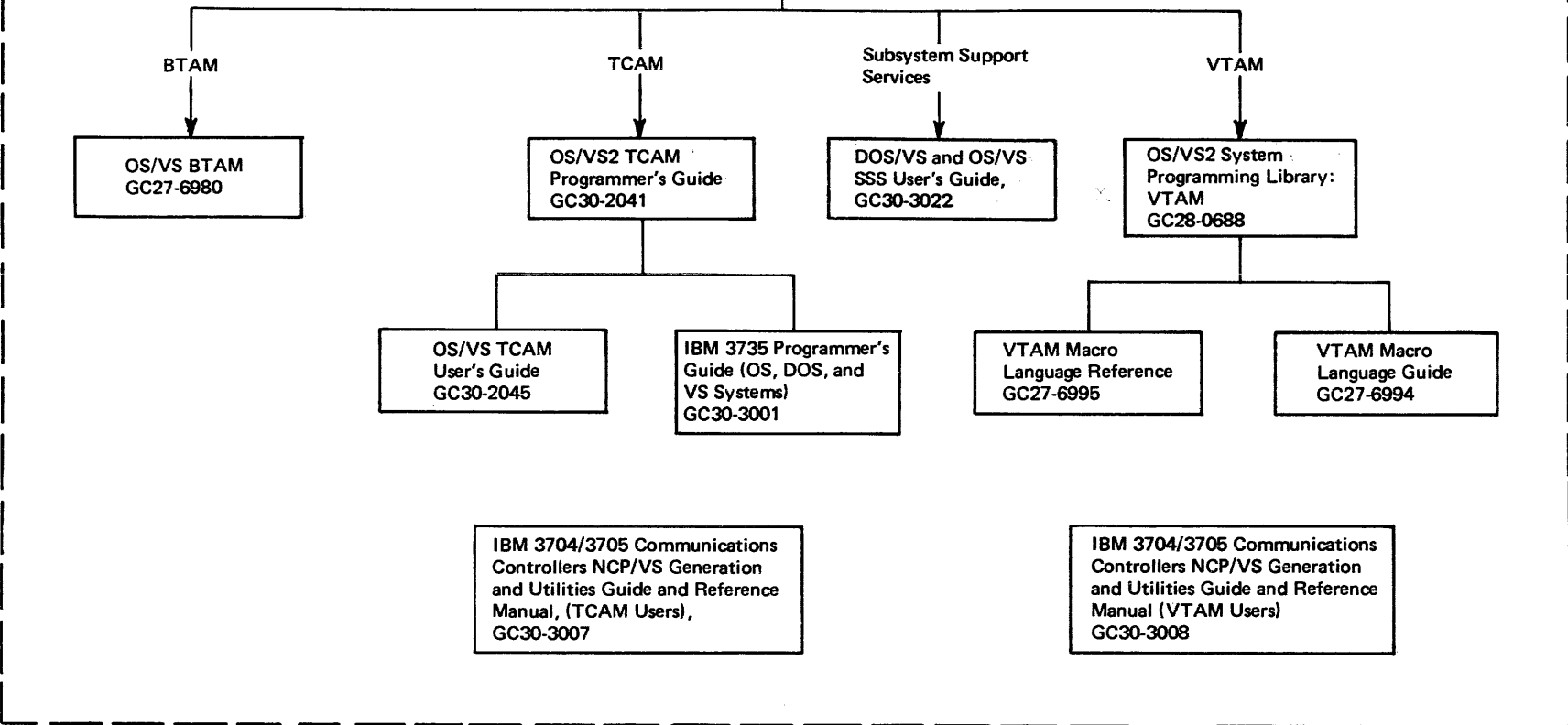


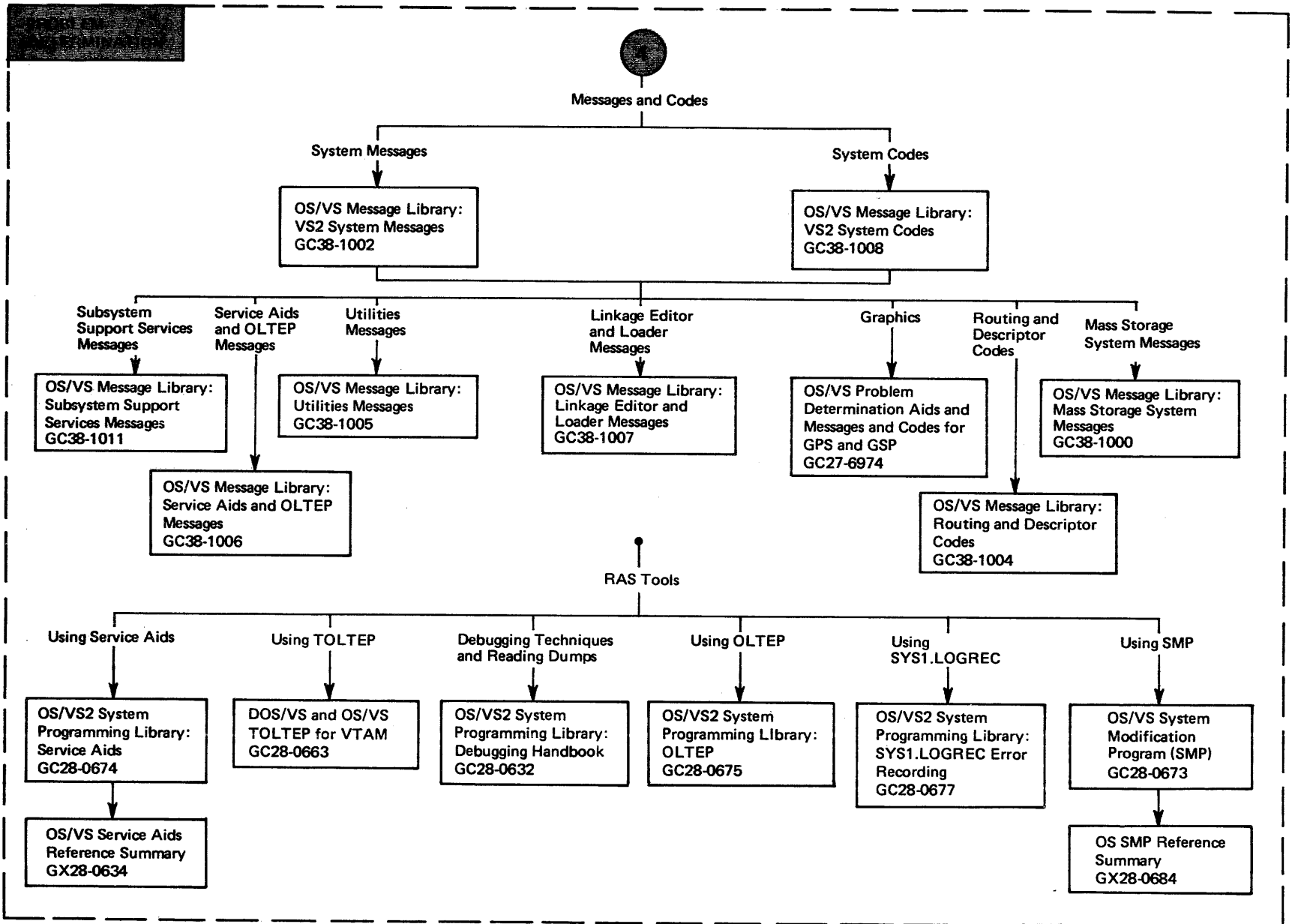
IF YOU ARE INTERESTED IN CODING:	THEN SEE:
OCR/MICR APPLICATIONS	(B)
GRAPHICS APPLICATIONS	(C)
TSO APPLICATIONS	(D)
TP APPLICATIONS	(E)

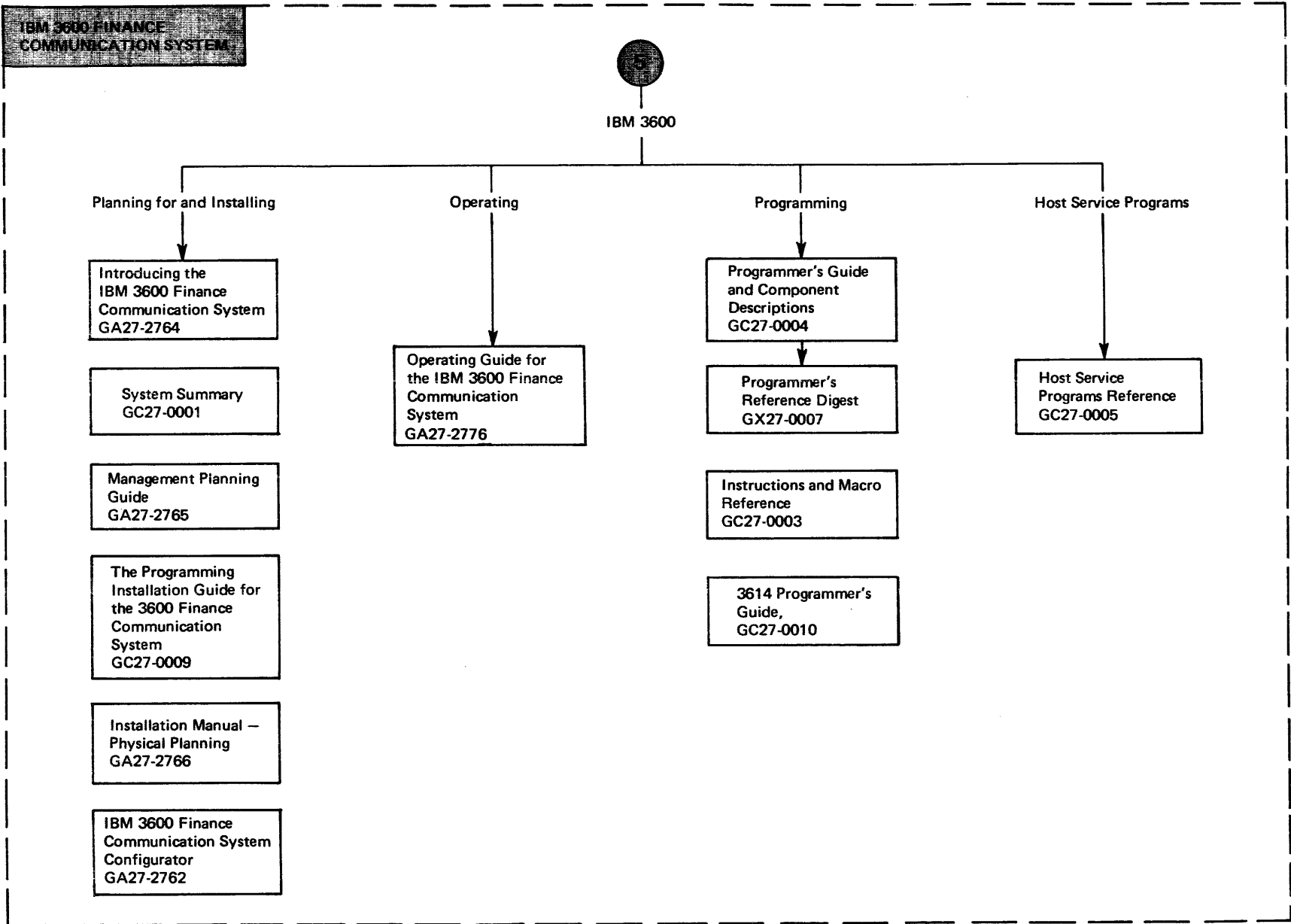




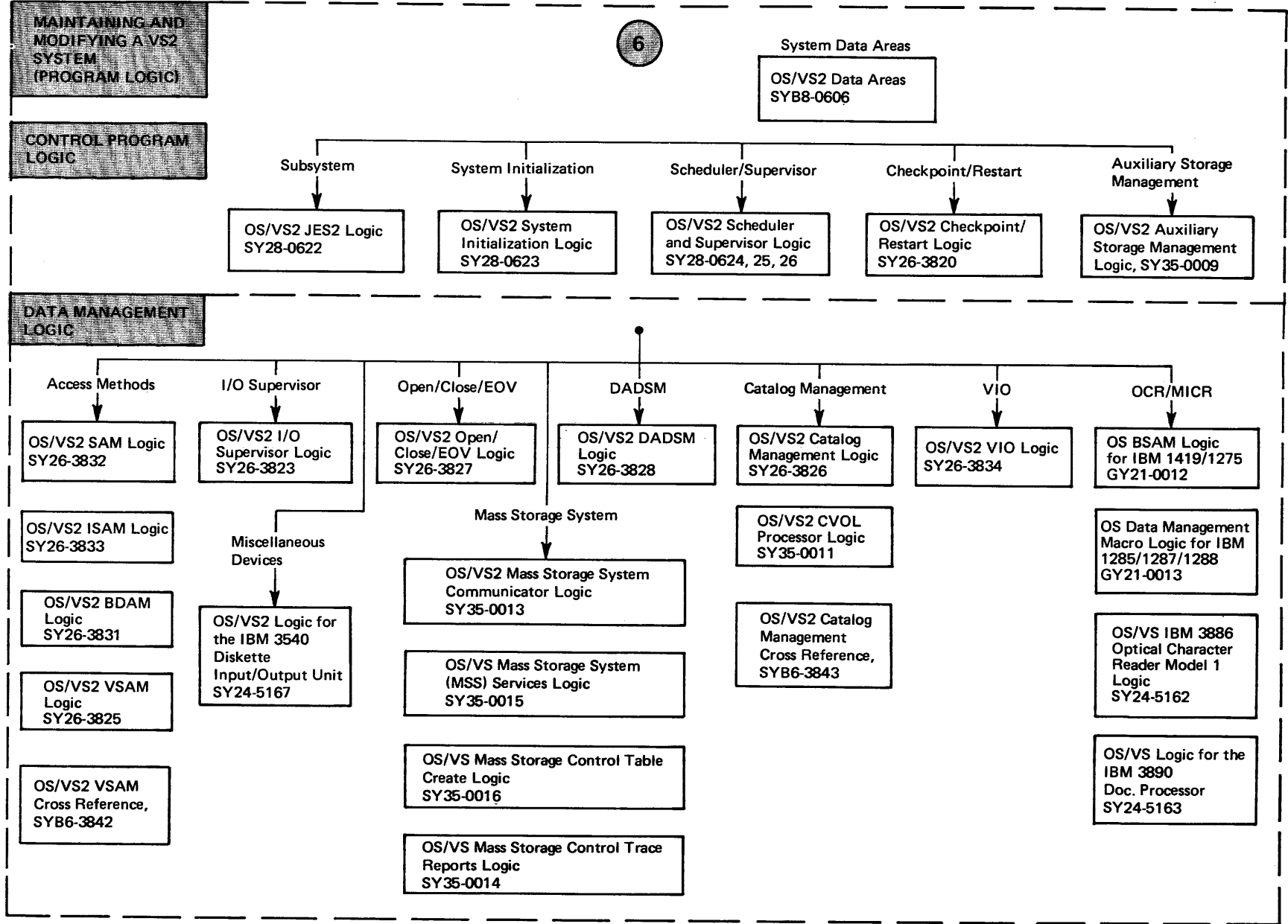
TELEPROCESSING  
APPLICATIONS

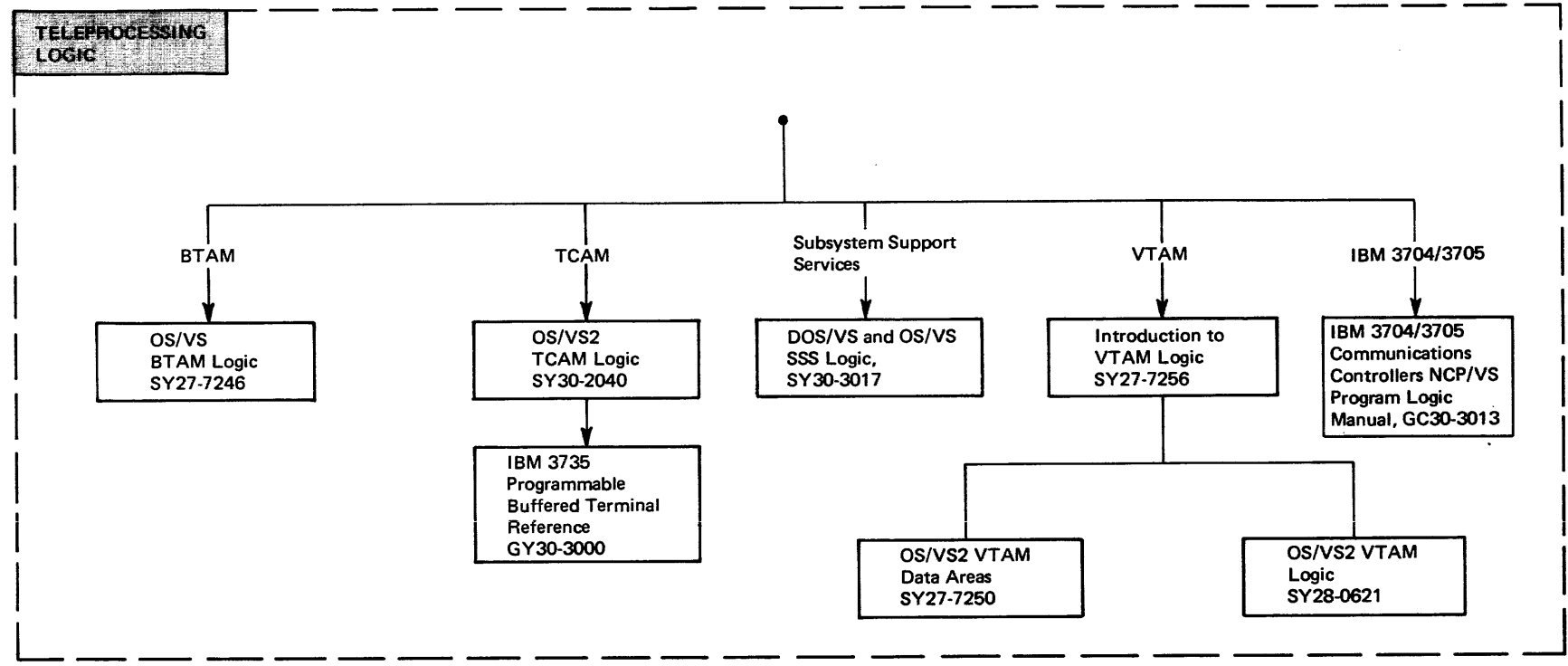


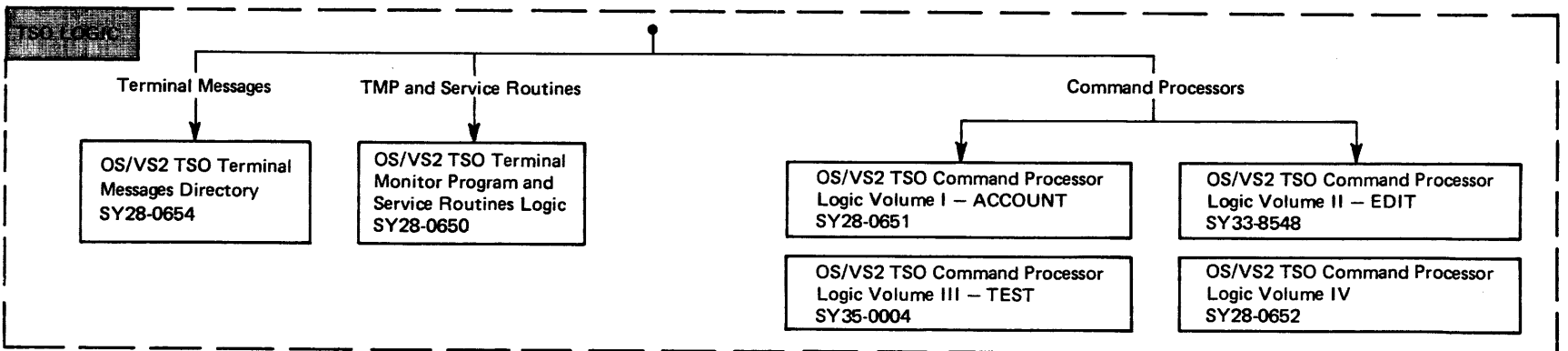
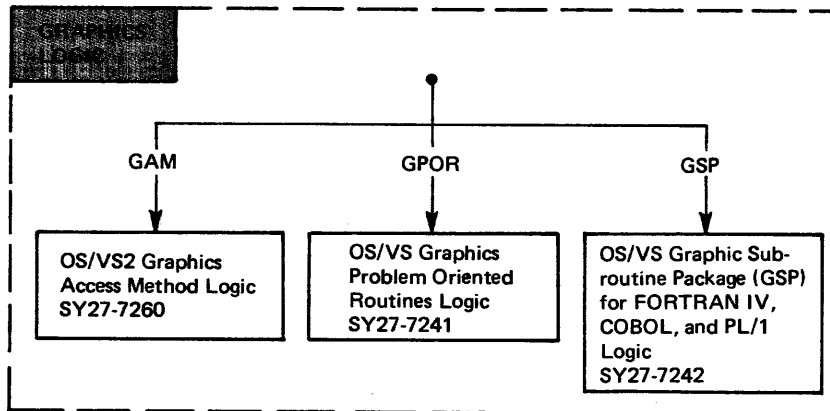
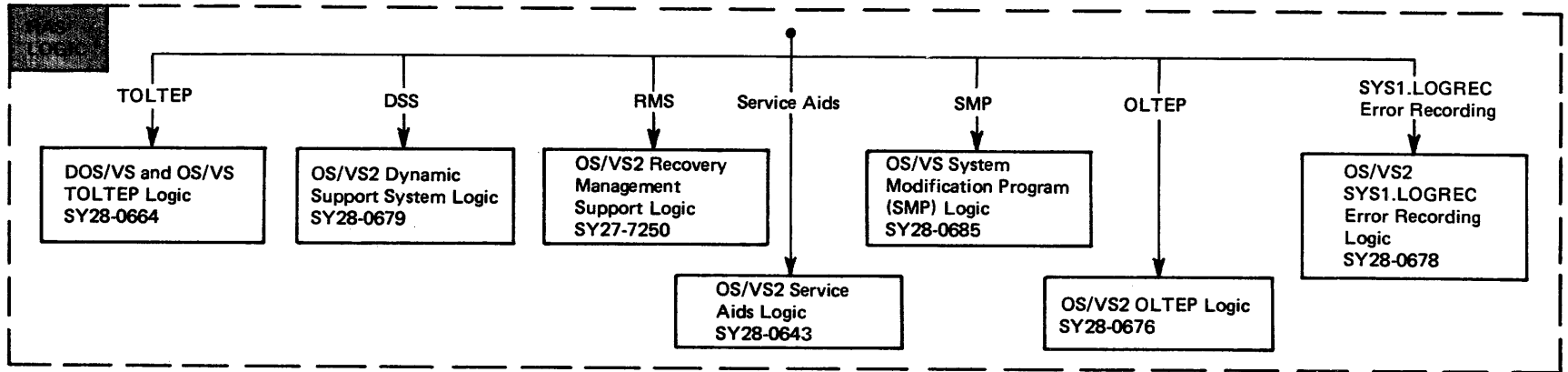


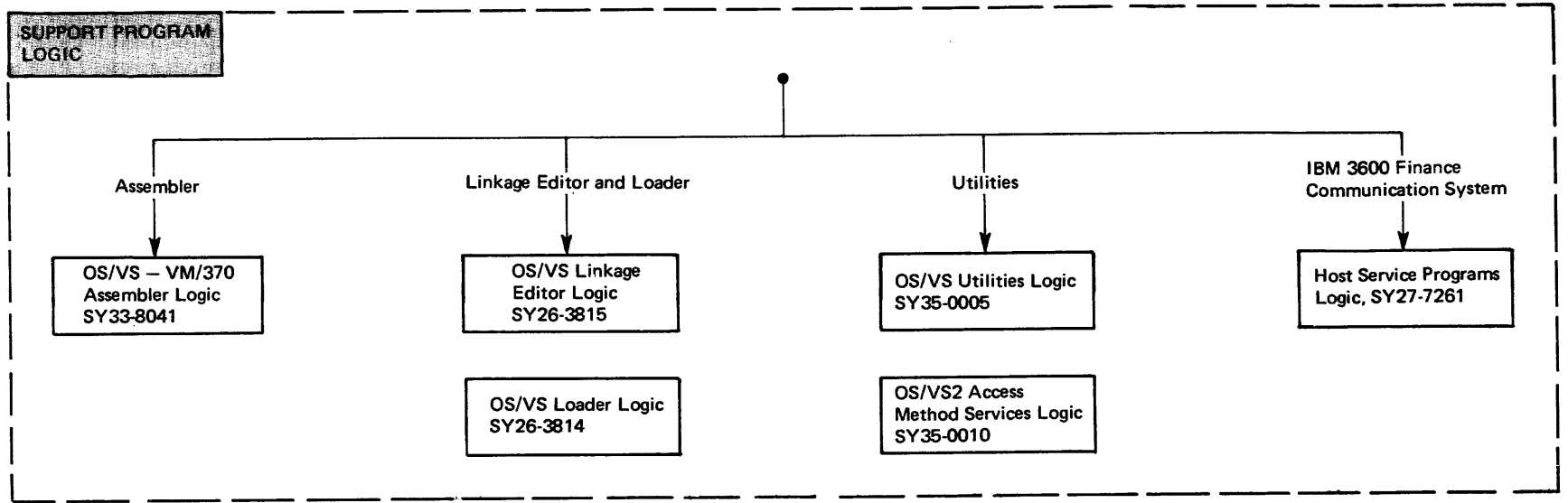












<u>ORDER NUMBER</u>	<u>RELEASE</u>				<u>TITLE</u>	<u>PROGRAM NUMBER</u>
	<u>1.0</u>	<u>1.6</u>	<u>2.0</u>	<u>3.0</u>		
SJD2-0001-0		N			REF. LIST	
SJD2-4200-0			N	E	TOOLS LIST	
SNC1-4200**				N		
SNC1-4202**				N		
SJD2-4201-0			N	E	SYSTEMS CROSS REFERENCE	
SNC2-4201**				N		
SJD2-4230-0			N	E	JES 2	5752-SC1-BH
SJD2-0790-0	N	E			SYSOUT	5742-SC1-B2
SSC0-5792		N				
SJD2-4240-0			N	E	EXTERNAL WRITER	5752-SC1-B2
SNC1-4240**				N		
SJD2-0330-0	N	E			SYSRESTART	5742-SC1-B3
SSC0-5332		N				
SJD2-4250-0			N	E	SCHED RESTART	5752-SC1-B3
SNC1-4250			N	L		
SNC1-4251**				N		
SNC1-4252**				N		
SJD2-0350-0	N	E			ALLOCATION	5742-SC1-B4
SSC0-5352		N				
SSC0-5353		N				
SJD2-4260-0			N	E	ALLOC/UNALLOCATE	5752-SC1-B4
SNC1-4260			N	L		
SNC1-4261**				N		
SNC1-4262**				N		
SJD2-0360-0	N	E			Q MANAGER	5742-SC1-B5
SSC0-5360		N				
SSC0-5362		N				
SJD2-4270-0			N	E	SWA MANAGER	5752-SC1-B5
SNC1-4270			N	E		
SJD2-0370-0	N	E			INITIATOR	5742-SC1-B6
SSC0-5372		N				
SSC0-5373		N				
SJD2-4280-0			N	E		5752-SC1-B6
SNC1-4280**				N		
SJD2-0380-0	N	E			TERMINATION	5742-SC1-B7
SSC0-5382		N				
SJD2-0390-0	N	E			COMMANDS	5742-SC1-B8
SSC0-5392		N				
SJD2-4300-0			N	E	MSTR SCHLDR CMDS	5752-SC1-B8
SNC1-4300			N	E		
SNC1-4301**				N		
SNC1-4302**				N		
SJD2-0400-0	N	E			READ/INTERPRET	5742-SC1-B9
SSC0-5402		N				
SSC0-5403		N				
SJD2-4310-0			N	E	CONVT/INTERPRETER	5752-SC1-B9
SNC1-4310			N	E		
SNC1-4311**				N		
SJD2-0710-0	N	E			DASD ERP	5742-SC1-CA
SSC0-5712		N				
SJD2-4320-0			N	E		5752-SC1-CA
SNC1-4320**				N		
SNC1-4321**				N		
SJD2-0720-0	N	E			UNIT RECORD ERP	5742-SC1-CB
SSC0-5722		N				
SJD2-4330-0			N	E		5752-SC1-CB
SNC1-4330			N	E		
SNC1-4331**				N		
SJD2-0040-0	N	E			TAPE ERP/VES	5742-SC1-CC
SSC0-5041		N				

ORDER NUMBER	RELEASE				TITLE	PROGRAM NUMBER
	1.0	1.6	2.0	3.0		
SJD2-4340-0 SNC1-4340**			N	E	N	5752-SC1-CC
SJD2-0420-0 SSC0-5422	N	E			OBR/SDR/EREP	5742-SC1-CD
SJD2-4350-0 SNC1-4350 SNC1-4351**			N	E	OBR/EREP/RDE	5752-SC1-CD
SJD2-0270-0 SSC0-5272 SSC0-5273	N	E			RMS	5742-SC1-CE
SJD2-4360-0 SNC1-4360 SNC1-4361** SNC1-4362**			N	E		5752-SC1-CE
SJD2-0530-0 SJD2-4370-0 SNC1-4370**	N	E			EXTEND SVC ROUTER	5742-SC1-CF 5752-SC1-CF
SJD2-4380-0 SNC1-4380**			N	E	SVC 109	5752-SC1-CG
SJD2-4390-0 SNC1-4390**			N	E	VIRT STORAGE MAN	5752-SC1-CH
SJD2-4400-0 SNC1-4400 SNC1-4401** SNC1-4402**			N	E	CONTENTS SUPERVSR	5752-SC1-CJ
SJD2-4410-0 SNC1-4410** SNC1-4411**			N	E	COMMUNICAT TASK	5752-SC1-CK
SJD2-4420-0 SNC1-4420 SNC1-4421** SNC1-4422**			N	E	TASK MAN	5752-SC1-CL
SJD2-4430-0 SNC1-4430** SNC1-4431**			N	E	RECOVERY TERMIN	5752-SC1-CM
SJD2-0140-0 SJD2-4440-0	N	E			EXT PREC FLOAT PT SIM	5742-SC1-CP 5752-SC1-CP
SJD2-4450-0 SNC1-4450 SNC1-4451**			N	E	MF/1	5752-SC1-CQ
SJD2-4460-0 SNC1-4460 SNC1-4461** SNC1-4462**			N	E	REAL STORAGE MAN	5752-SC1-CR
SJD2-4470-0 SNC1-4470**			N	E	REG CONTROL TASK	5752-SC1-CU
SJD2-4480-0 SNC1-4480 SNC1-4481** SNC1-4482**			N	E	TIMER SUPERVISION	5752-SC1-CV
SJD2-4490-0 SNC1-4490 SNC1-4491** SNC1-4492**			N	E	AUX STORAGE MAN	5752-SC1-CW
SJD2-4500-0			N	E	SYS RESRC MGR	5752-SC1-CX

<u>ORDER NUMBER</u>	<u>RELEASE</u>				<u>TITLE</u>	<u>PROGRAM NUMBER</u>
	<u>1.0</u>	<u>1.6</u>	<u>2.0</u>	<u>3.0</u>		
SNC1-4500**				N		
SJD2-4510-0			N	E	RADIX PART TREE S	5742-SC1-CY
SJD2-4520-0			N	E	MP RECONFIG	5752-SC1-CZ
SNC1-4520**				N		
SNC1-4521**				N		
SJD2-0250-0	N	E		E	IPL	5742-SC1-C1
SNC1-4520**				N		
SJD2-0640-0	N	E			OVERLAY SUPER	5742-SC1-C2
SSC0-5642		N				
SJD2-4540-0			N	E		5752-SC1-C2
SNC1-4540**				N		
SJD2-0700-0	N	E			IOS	5742-SC1-C3
SSC0-5702		N				
SJD2-4550-0			N	E		5752-SC1-C3
SNC1-4550			N	E		
SNC1-4551**				N		
SNC1-4552**				N		
SJD2-0300-0	N	E			DIDOCS	5742-SC1-C4
SSC0-5302		N				
SSC0-5303		N				
SJD2-4560-0			N	E		5752-SC1-C4
SNC1-4560			N	E		
SNC1-4561**				N		
SJD2-0260-0	N	E			SUPERVISOR	5742-SC1-C5
SSC0-5262		N				
SSC0-5263		N				
SJD2-4570-0			N	E	SUPERVIROS CONTROL	5752-SC1-C5
SNC1-4570			N	E		
SNC1-4571**				N		
SNC1-4572**				N		
SJD2-4580-0			N	E	EXCP	5752-SC1-C6
SNC1-4580**				N		
SJD2-0650-0	N	E			FETCH	5742-SC1-C7
SJD2-4590-0			N	E		5752-SC1-C7
SNC1-4590**				N		
SJD2-4600-0			N	E	NIP	5752-SC1-C8
SNC1-4600**				N		
SJD2-4610-0			N	E	IPL	5752-SC1-C9
SNC1-4610**				N		
SJD2-4620-0			N	E	BLOCK PROCESSOR	5752-SC1-DA
SNC1-4620**				N		
SNC1-4621**				N		
SJD2-4630-0			N	E	SAM SUB SYS INTER	5752-SC1-DB
SNC1-4630			N	E		
SNC1-4631**				N		
SJD2-0110-0	N	E			PASSWORD PROTECT	5742-SC1-DC
SJD2-4640-0			N	E		5752-SC1-DC
SNC1-4640			N	E		
SNC1-4641**				N		
SNC1-4642**				N		
SJD2-0590-0	N	E			3505/3525	5742-SC1-DD
SJD2-4650-0			N	E	3505/3525 RDR/PCH	5752-SC1-DD
SNC1-4650**				N		
SJD2-4660-0			N	E	VSAM/VSAM CATALOG	5752-SC1-DE
SNC1-4660			N	E		
SNC1-4661**				N		
SNC1-4662**				N		

<u>ORDER NUMBER</u>	<u>RELEASE</u>				<u>TITLE</u>	<u>PROGRAM NUMBER</u>
	<u>1.0</u>	<u>1.6</u>	<u>2.0</u>	<u>3.0</u>		
SJD2-4670-0 SNC1-4670 SNC1-4671**			N N	E E N	3890 DOC Process	5752-SC1-DF
SJD2-4680-0 SNC1-4680**			N	E N	VBP	5752-SC1-DG
SJD2-4690-0 SNC1-4690** SNC1-4691**			N	E N N	DATA CONTROLLER 3	5752-SC1-DH
SJD2-4700-0			N	E	WINDOW INTERCEPT	5752-SC1-DJ
SJD2-4710-0 SNC1-4710** SNC1-4711**			N	E N N	ACCESS METHOD SER	5752-SC1-DK
SJD2-4720-0 SNC1-4720 SNC1-4721**			N N	E E N	3886 OCR	5752-SC1-DL
SJD2-0660-0 SSC0-5662	N	E N			SAM	5742-SC1-D0
SJD2-4730-0 SNC1-4730** SNC1-4731**			N	E N N		5752-SC1-D0
SJD2-0830-0 SSC0-5832	N	E N			OPEN/CLOSE	5742-SC1-D1
SJD2-4740-0 SNC1-4740 SNC1-4741** SNC1-4742**			N N	E E N N	OPEN/CLOSE/EOW	5752-SC1-D1
SJD2-0670-0 SSC0-5672	N	E N			PAM	5742-SC1-D2
SJD2-4750-0 SNC1-4750**			N	N		5752-SC1-D2
SJD2-0080-0 SSC0-5082	N	E N			CATALOG	5742-SC1-D3
SJD2-0840-0 SSC0-5842	N	E N			DADSM	5742-SC1-D4
SJD2-4770-0 SNC1-4770 SNC1-4771** SNC1-4772**			N N	E E N N		5752-SC1-D4
SJD2-0600-0 SSC0-5602	N	E N			OCR	5742-SC1-D5
SJD2-4780-0 SNC1-4780**			N	E N		5752-SC1-D5
SJD2-0680-0 SSC0-5682	N	E N			MICR	5742-SC1-D6
SJD2-4790-0 SNC1-4790** SNC1-4791**			N	E N N		5752-SC1-D6
SJD2-0690-0 SSC0-5692 SSC0-5693	N	E N N			DAM	5742-SC1-D7
SJD2-4800-0 SNC1-4800** SNC1-4801**			N	E N N		5752-SC1-D7
SJD2-0810-0 SSC0-5812	N	E N			ISAM	5742-SC1-D8
SJD2-4810-0 SNC1-4810** SNC1-4811**			N	E N N		5752-SC1-D8



ORDER NUMBER	RELEASE				TITLE	PROGRAM NUMBER
	1.0	1.6	2.0	3.0		
SJD2-0290-0 SSC0-5292	N	E N			GAM	5742-SC1-G0
SJD2-4820-0 SNC1-4820 SNC1-4821** SNC1-4822**			N N	E E N N		5752-SC1-G0
SJD2-0750-0 SSC0-5752	N	E N			IBCDMPRS	5742-SC1-I0
SJD2-4830-0 SNC1-4830**			N	E N		5752-SC1-I0
SJD2-0760-0 SSC0-5722	N	E N			IBCDASDI	5742-SC1-I1
SJD2-4840-0 SNC1-4840** SNC1-4841**			N	E N N		5752-SC1-I1
SJD2-0800-0 SSC0-5802	N	E N			ICAPRTBL	5742-SC1-I2
SJD2-4850-0			N	E		5752-SC1-I2
SJD2-0240-0 SSC0-5242	N	E N			TSO EDIT	5742-SC1-T0
SJD2-4860-0 SNC1-4860 SNC1-4861** SNC1-4862**			N N	E E N N		5752-SC1-T0
SJD2-0130-0 SSC0-5132	N	E N			TSO TEST	5742-SC1-T1
SJD2-4870 SNC1-4870 SNC1-4871** SNC1-4872**			N N	E N N N		5752-SC1-T1
SJD2-0120-0 SSC0-5122	N	E N			TSO UTILITIES	5742-SC1-T2
SJD2-4880-0 SNC1-4880** SNC1-4881**			N	E N N		5752-SC1-T2
SJD2-0740-0 SSC0-5742	N	E N			TSO MANAG	5742-SC1-T3
SJD2-4890-0 SNC1-4890** SNC1-4891**			N	E N N	TSO TIOC	5752-SC1-T3
SJD2-0410-0 SSC0-5412 SSC0-5413	N	E N N			TSO SCHEDULER	5742-SC1-T4
SJD2-4900-0 SNC1-4900 SNC1-4901** SNC1-4902**			N N	E E N N		5752-SC1-T4
SJD2-0850-0 SJD2-4910-0 SNC1-4910** SNC1-4911**	N	E	N	E N N	LINK LOADGO PROMP	5742-SC1-T5 5752-SC1-T5
SJD2-0320-0 SSC0-5321 SSC0-5323	N	E N N			TSO SUPERVISOR	5742-SC1-T7
SJD2-0730-0 SSC0-5732	N	E N			TSO SUB TCAM	5742-SC1-T8
SJD2-4920-0 SNC1-4920** SNC1-4921**			N	E N N	TSO TCAM SUBRTN	5752-SC1-T8
SJD2-0100-0	N	E			TSO TRACE	5742-SC1-T9
SJD2-0200-0	N	E			IEBPTPCH	5742-SC1-UA

<u>ORDER NUMBER</u>	<u>RELEASE</u>				<u>TITLE</u>	<u>PROGRAM NUMBER</u>
	<u>1.0</u>	<u>1.6</u>	<u>2.0</u>	<u>3.0</u>		
SSC0-5202 SJD2-4930-0		N	N	E		5752-SC1-UA
SJD2-0160-0 SSC0-5162	N	E			IEHMOVE	5742-SC1-UC
SJD2-4940-0 SNC1-4940 SNC1-4941** SNC1-4942**		N	N	E		5752-SC1-UC
SJD2-0020-0 SJD2-4950-0 SNC1-4950**	N	E	N	E	IEHINITT	5742-SC1-UD 5752-SC1-UD
SJD2-0030-0 SJD2-4960-0	N	E	N	E	IEHSTATR	5742-SC1-UE 5752-SC1-UF
SJD2-0780-0 SJD2-4970-0 SNC1-4970** SNC1-4971**	N	E	N	E	IEHATLAS	5742-SC1-UF 5752-SC1-UF
SJD2-0580-0 SJD2-4980-0	N	E	N	E	IEBTCRIN	5742-SC1-UG 5752-SC1-UG
SJD2-0220-0 SSC0-5322 SJD2-4990-0	N	E	N	E	IEBISAM	5742-SC1-UH 5752-SC1-UH
SJD2-0230-0 SSC0-5232 SJD2-5000-0	N	E	N	E	IEBDG	5742-SC1-UJ 5752-SC1-UJ
SJD2-0210-0 SSC0-5212 SJD2-5010-0 SNC1-5010**	N	E	N	E	IEBCOMPR	5742-SC1-UK 5752-SC1-UK
SJD2-5020-0			N	E	IEHUCAT	5752-SC1-U0
SJD2-0770-0 SSC0-5772 SJD2-5030-0 SNC1-5030 SNC1-5031** SNC1-5032**	N	E	N	E	IEHDASDR	5742-SC1-U0 5752-SC1-U0
SJD2-0060-0 SSC0-5062 SJD2-5040-0 SNC1-5040**	N	E	N	E	IEHLIST	5742-SC1-U2 5752-SC1-U2
SJD2-0070-0 SSC0-5072 SJD2-5050-0 SNC1-5050** SNC1-5051**	N	E	N	E	IEHPROGM	5742-SC1-U3 5752-SC1-U3
SJD2-0170-0 SSC0-5172 SJD2-5060 SNC1-5060 SNC1-5061**	N	E	N	E	IEBCOPY	5742-SC1-U6 5752-SC1-U6
SJD2-0180-0 SSC0-5182 SJD2-5070-0	N	E	N	E	IEBGENER	5742-SC1-U7 5752-SC1-U7
SJD2-0190-0 SSC0-5192	N	E	N		IEBUPDTE	5742-SC1-U8

<u>ORDER NUMBER</u>	<u>RELEASE</u>				<u>TITLE</u>	<u>PROGRAM NUMBER</u>
	<u>1.0</u>	<u>1.6</u>	<u>2.0</u>	<u>3.0</u>		
SJD2-5080-0 SNC1-5080 SNC1-5081**			N N	E E N		5752-SC1-U8
SJD2-0050-0 SJD2-5090-0 SNC1-5090 SNC1-5091**	N	E	N N	E E N	IEBEDIT	5742-SC1-U9 5752-SC1-U9
SJD2-5110-0 SNC1-5110 SNC1-5111**			N N	E E N	POWER WARN FEATURE	5752-SC1-0E
SJD2-0090-0 SSC0-5092	N	E N			SMF SCHEDULER	5742-SC1-00
SJD2-5120-0 SNC1-5120 SNC1-5121**			N N	E E N		5752-SC1-00
SJD2-0540-0 SSC0-5542 SJD2-5130-0 SNC1-5130**	N	E N	N	E N	MAPPING MACROS	5742-SC1-01 5752-SC1-01
SJD2-0010-0 SJD2-5140-0 SNC1-5140**	N	E	N	E N	SMF	5742-SC1-02 5752-SC1-02
SJD2-0890-0 SSC0-5892 SJD2-5150-0 SNC1-5150**	N	E N	N	E N	ASSEMBLER XF	5742-SC1-03 5752-SC1-03
SJD2-0860-0 SSC0-5862 SSC0-5863 SJD2-5160-0 SNC1-5160** SNC1-5161**	N	E N N	N	E N N	LINKAGE EDITOR	5742-SC1-04 5752-SC1-04
SJD2-0870-0 SSC0-5872 SJD2-5170-0 SNC1-5170**	N	E N	N	N N	LOADER	5742-SC1-05 5752-SC1-05
SJD2-0550-0 SSC0-5552 SSC0-5553 SJD2-5180-0 SNC1-5180 SNC1-5181**	N	E N N	N N	E E N	OLTEP	5742-SC1-06 5752-SC1-06
SJD2-0280-0 SSC0-5282 SJD2-5190-0	N	E N	N	N	GSP	5742-SC1-07 5752-SC1-07
SJD2-0820-0 SSC0-5822 SJD2-5200-0 SNC1-5200** SNC1-5201**	N	E N	N	E N N	CHK PT/RESTART	5742-SC1-09 5752-SC1-09
SJD2-0310-0 SSC0-5312	N	E N			DSS	5742-SC1-10

<u>ORDER NUMBER</u>	<u>RELEASE</u>				<u>TITLE</u>	<u>PROGRAM NUMBER</u>
	<u>1.0</u>	<u>1.6</u>	<u>2.0</u>	<u>3.0</u>		
SSC0-5313		N				
SJD2-5210-0			N	E		5752-SC1-10
SNC1-5210			N	E		
SNC1-5211**				N		
SJD2-0430-0	N	E			GTF	5742-SC1-11
SSC0-5432		N				
SSC0-5433		N				
SJD2-5220-0			N	E		5752-SC1-11
SNC1-5220			N	E		
SNC1-5221**				N		
SNC1-5222**				N		
SJD2-0440-0	N	E			AMASPZAP	5742-SC1-12
SSC0-5442		N				
SSC0-5443		N				
SJD2-5230-0			N	E		5752-SC1-12
SNC1-5230**				N		
SJD2-0450-0	N	E			AMDPRDMP	5742-SC1-13
SSC0-5452		N				
SSC0-5453		N				
SJD2-5240-0			N	E		5752-SC1-13
SNC1-5240			N	E		
SNC1-5241**				N		
SJD2-0880-0	N	E			AMBLIST	5742-SC1-14
SSC0-5882-0		N				
SJD2-5250-0			N	E		5752-SC1-14
SNC1-5250**				N		
SJD2-0460-0	N	E			AMDSADMP	5742-SC1-15
SSC0-5460		N				
SJD2-5260-0			N			5752-SC1-15
SNC1-5260			N	N		
SNC1-5261**				N		
SJD2-0470-0	N	E			AMAPTFILE	5742-SC1-16
SSC0-5472		N				
SJD2-5270-0			N			5752-SC1-16
SJD2-0480-0	N	E			AMDPRDMP/EDIT	5742-SC1-18
SSC0-5480		N				
SSC0-5482		N				
SJD2-5280-0			N	N		5752-SC1-18
SNC1-5280			N	E		
SNC1-5281**				N		
SJD2-0560-0	N	E			BTAM	5742-SC1-20
SSC0-5562		N				
SSC0-5563		N				
SJD2-5290			N	E		5752-SC1-20
SNC1-5290			N	E		
SNC1-5291**				N		
SNC1-5292**				N		
SJD2-0570-0	N	E			TCAM	5742-SC1-21
SSC0-5572		N				
SSC0-5573		N				
SJD2-5300-0			N	E		5752-SC1-21
SNC1-5300			N	E		
SNC1-5301**				N		
SNC1-5302**				N		
SJD2-0490-0	N	E			3735 UTILITY	5742-SC1-22
SJD2-5320-0			N	E	VTAM	5752-SC1-23
SNC1-5320**				N		

<u>ORDER NUMBER</u>	<u>RELEASE</u>				<u>TITLE</u>	<u>PROGRAM NUMBER</u>
	<u>1.0</u>	<u>1.6</u>	<u>2.0</u>	<u>3.0</u>		
SNC1-5321**				N		
SJD2-5330-0				N	E	SMP
SNC1-5330				N	E	5752-SC1-30
SNC1-5331**					N	
SNC1-5332**					N	
SYB8-0606-1 (STB8-0606-1)**				N		DATA AREAS
SYB8-0606-2**					N	5752
SJB6-6000**					N	ENHANCED VSAM ICR
						5752
SJD2-5360-0**					N	ERIC 2
						5752-SC1-DN
SJD2-5370-0**					N	SUBSYS COMMUNICAT
SNC1-5370**					N	5752-SC1-DP
SJD2-5380-0**					N	VVIC
SNC1-5380**					N	5752-SC1-DR
SJD2-5390-0**					N	SUBSYS DATA ANAL
SNC1-5390**					N	5752-SC1-DS
SJD2-5400-0**					N	SS/1 TRACE REPORT
						5752-SC1-DT
SJD2-5410-0**					N	SS/1 UTILITIES
SNC1-5410**					N	5752-SC1-DU
SJD2-5420-0**					N	TOLTEP
SNC1-5420**					N	5752-SC1-0C
SJD2-5430-0**					N	3600 HOST SUPPORT
SNC1-5430**					N	5752-SC1-24
SJD2-5440-0**					N	DS MTC
SNC1-5440**					N	5752-SC1-DQ
SJD2-5450-0**					N	HOST SUPPORT SSS
SNC1-5450**					N	5752-SC1-SS
SJD2-5460-0**					N	DSM ERP
SNC1-5460**					N	5752-SC1-CI



\*\*\*\*\*  
 \* The presence of an N, E, or C shows that the related item applies to the release(s) specified. \*  
 \* N: New for this release. \*  
 \* E: Existing book, initially issued for other than this release; \*  
 \* also applies to this release. \*  
 \* C: Issued for a component release that can be added to this release. \*  
 \* \* INDEP - Release-Independent. \*\* - Change or addition. # - Reprint including TNLs ( no change). \*  
 \* \* GT, GQ, ST, SQ order numbers (appearing in parentheses) are temporary order numbers for back- \*  
 \* level release publications. Be sure to use the temporary number when ordering. \*  
 \* \*\*\*\*\*

DOS/VS RELEASE

<u>ORDER NO./TNL'S</u>	<u>28</u>	<u>29</u>	<u>30</u>	<u>31</u>	<u>TITLE</u>
<u>08 DISKETTE PUBLICATION</u>					
GC21-5072-2	N	E	E	E	DOS/VS System Information for IBM 3540 Diskette Input/Output Unit

20 GENERAL INFORMATION

GC33-5370-1	N				Introduction to DOS/VS
(GT33-5370-1)					
GC33-5370-2		N	E		
** (GQ33-5370-2)					
GN33-8769		N	E		
GN33-8777			N		
**GC33-5370-3				N	
GC20-1756-0	INDEP				DOS/VS Features
SY33-8571-0	N				DOS/VS Handbook
(ST73-8571-0)					
SY33-8571-1		N			
(SQ73-8571-1)					
SY33-8571-2			N	E	
**SN33-8797			N	E	
**SY33-8572-0			N	E	DOS/VS Handbook For POWER/VS and VTAM

21 ASSEMBLER

GC33-4010-1	N				OS/VS, DOS/VS and VM/370 Assembler Language
(GT33-4010-1)					
GN33-8166	N				
GC33-4010-4#		N	E	E	
GC33-4024-0	N				Guide to the DOS/VS Assembler
(GT33-4024-0)					
GC33-4024-2#		N	E	E	
SY33-8567-0	N	E	E	E	DOS/VS Assembler PLM
SN33-8165	N	E	E	E	
SN33-8169		N	E	E	
SN33-8178			N	E	

30 ACCESS METHODS, DATA MANAGEMENT, STORAGE/COMMUNICATIONS CONTROL PROGRAMS

**GC33-5405-0				N	DOS/VS VSAM Planning Guide
GC33-5372-1	N				DOS/VS Data Management Guide
(GT33-5372-1)					
GC33-5372-2		N	E		
** (GT00-0169-0)					
GN33-9160			N		
GN33-9170			N		
GN33-9175			N		
**GC33-5372-3				N	
GC33-5375-0	N				DOS/VS DASD Labels
(GT33-5375-0)					
GC33-5375-1		N	E	E	
**GN33-8781				N	

DOS/VS RELEASE

<u>ORDER NO./TNL'S</u>	<u>28</u>	<u>29</u>	<u>30</u>	<u>31</u>	<u>TITLE</u>
GC33-5374-0 **GN33-8774	N	E	E	E N	DOS/VS Tape Labels
SY33-8559-0 (ST73-8559-0) SY33-8559-1 SN33-8776 **SN33-8798	N		E N	E E N	DOS/VS LIOCS Vol. 1, General Information & Imperative Macros Logic
SY33-8560-0 (ST73-8560-0) SY33-8560-1 (SQ73-8560-1) SY33-8560-2 **SN33-8788	N		N	E N	DOS/VS LIOCS Vol. 2, SAM Logic
SY33-8561-0 (ST73-8561-0) SN33-8756 SY33-8561-1 **SN33-8789	N	N		E N	DOS/VS LIOCS Vol. 3, DAM and ISAM Logic
SY33-8562-0 (ST73-8562-0) SY33-8562-1 ** (SQ73-8562-1) SN26-0772 SN33-9163 **SY33-8562-2	N		E N	E N N	DOS/VS LIOCS Vol. 4, VSAM Logic
GC33-5373-1 (GT33-5373-1) GC33-5373-2 ** (GQ33-5373-2) GN33-9155 GN33-9159 GN33-9171 **GC33-5373-3 **GN33-9178	N		E N N	N N	DOS/VS Supervisor and I/O Macros
GC27-6989-2#	N	E	E	E	DOS/VS BTAM
SY27-7251-0 **GN27-1462	N	E	E N	E E	DOS/VS BTAM Logic
GC27-6986-0	N	E	E	E	DOS/VS QTAM Message Control Program
GC27-6985-0	N	E	E	E	DOS/VS QTAM Message Processing Programming Services
SY27-7249-0	N	E	E	E	DOS/VS QTAM Logic
**GC27-6987-3	INDEP				Introduction to VTAM (Virtual Telecommunications Access Method)
**GC27-6998-1 **SY27-7265-0			N	N N	VTAM Concepts and Facilities DOS/VS VTAM Data Areas
SY27-7263-0 SN27-1453 **SN27-1475			N N N	E E E	VTAM Data Areas
GC27-6994-0 **GN27-1469 **GN27-1481			N	E N N	VTAM Macro Language Guide
**GC27-6995-2			N	N	VTAM Macro Language Reference
GC27-6997-1 **GN27-1484			N	E N	VTAM Network Operating Procedures
**GC27-6957-1			N	E	DOS/VS VTAM System Programmer's Guide
SY27-7262-0 **SN27-1470			N N	E E	DOS/VS VTAM Logic
**SY27-7256-1			N	N	Introduction to VTAM Logic



DOS/VS RELEASE

<u>ORDER NO./TNL'S</u>	<u>28</u>	<u>29</u>	<u>30</u>	<u>31</u>	<u>TITLE</u>
GC33-5382-0 (GT33-5382-0) GN33-0010	N				DOS/VS Utilities Access Method Services
GC33-5382-2# ** (GQ33-5382-2) GN26-0778		N	E		
**GC33-5382-3				N	
SY33-8564-1 ** (ST73-8564-1) **SY33-8564-2	N	E	E		DOS/VS Utilities Access Method Services Logic
				N	
GC27-6999-0	INDEP				Introduction to Programming the 3270
GC30-3002-5 GN30-3023	INDEP				3704/3705 Emulation, Generation & Utilities Guide and Reference
GC30-3003-1	INDEP				3704/3705 Communications Controllers Assembler Language
**GC30-3008-1	INDEP				3704/3705 NCP/VS Generation & Utilities (v.3) Guide & Reference for OS/VS & DOS/VS VTAM Users
GC30-3006-2	INDEP				3704/3705 NCP Storage and Performance Estimates for OS/TCAM, OS/VS TCAM, and OS/VS, DOS/VS VTAM Users
**SY30-3013-0 **SN30-2583 **SN30-2584	INDEP				3704/3705 Network Control Program/VTAM Logic
GY30-3012-1 GN30-3027 **GN30-2587	INDEP				3704/3705 Program Reference Handbook
GC30-3001-4	INDEP				3735 Programmer's Guide (OS, DOS and VS Systems)
GY30-3000-0 GY30-3500 GY30-3501 GY30-3504	INDEP				3735 Form Description Macro Instructions/Utility PLM (OS, DOS and VS Systems)
GC21-5071-1			N	E	3740 BTAM/TCAM Programmer's Guide

31 SUPPORT PROGRAMS

SY33-8556-0 (ST73-8556-0) SY33-8556-1 (SQ73-8556-1) SY33-8556-2 **SN33-8785	N				DOS/VS Linkage Editor Logic
		N			
			N	E	
				N	
SY33-8557-0 (ST73-8557-0) SY33-8557-1 (SQ73-8557-1) SY33-8557-2 **SN33-8786	N				DOS/VS Librarian Logic
		N			
			N	E	
				N	

32 UTILITIES

GC33-5381-0 (GT33-5381-0) GC33-5381-1 **GN33-8783	N				DOS/VS System Utilities
		N	E	E	
				N	
SY33-8558-0 SN33-8765 SN33-8775	N	E	E	E	DOS/VS System Utilities Logic
		N	E	E	
			N	E	

34 SYSTEM PLANNING, GENERATION, INSTALLATION, SMF

GC33-5377-0 (GT33-5377-0)	N				DOS/VS System Generation
------------------------------	---	--	--	--	--------------------------

DOS/VS RELEASE

<u>ORDER NO./TNL'S</u>	<u>28</u>	<u>29</u>	<u>30</u>	<u>31</u>	<u>TITLE</u>
GN33-8763	N				
GN33-8764	N				
GC33-5377-1		N			
(GQ33-5377-1)					
GN33-8766		N			
GC33-5377-2			N		
** (GT00-0187-0)					
**GC33-5377-3				N	
GC33-5371-1	N				DOS/VS System Management Guide
(GT33-5371-1)					
GC33-5371-2		N			
(GQ33-5371-2)					
GC33-5371-3			N		
** (GT00-0171-0)					
**GC33-5371-4				N	

35 EMULATION OR SIMULATION

GC33-5388-0	N				Model 20 DOS/VS Emulator on System/370: Reference
(GT33-5388-0)					
GC33-5388-2		N	E	E	
GN33-7068			N	E	
GN33-7071			N	E	
**GN33-7063				N	
SY33-7010-1	E	E	E	E	Model 20 Emulator on System/370 using DOS and DOS/VS
SN33-7053		N	E	E	Logic, Prog. No. 370N-IC-002, 5745-SC-E20
SN33-7064	E	N	E	E	
SN33-7069			N	E	
GC33-5384-0	N	E	E	E	1401/1440/1460 DOS/VS Emulator on System/370: Reference
GN33-7049		N	E	E	
GN33-7065		N	E	E	
GN33-7066			N	E	
**GN33-7062				N	
SY33-8573-0		N	E	E	1401/1440/1460 DOS/VS Emulator on System/370: Logic
SN33-7070			N	E	
SY33-7008-0	E	E			1401/1440/1460 DOS Emulator on System/370: Logic
SN33-7042	N				Prog. Nos. 370N-EU-490, 5745-SC-EML
SN33-7054		N			
GC33-5385-0	N	E	E	E	1410/7010 DOS/VS Emulator on System/370: Reference
GN33-7050		N	E	E	
GN33-7067			N	E	
SY33-7009-0	E	E			1410/7010 DOS Emulator on System/370: Logic
SN33-7020	E	E			
SN33-7023	E	E			
SN33-7031	N	E			
SN33-7055		N			
SY33-8574-0			N		1410/7010 DOS/VS Emulator on System/370: Logic

36 CONTROL PROGRAM

SY33-8555-0	N				DOS/VS IPL & Job Control Logic
(ST73-8555-0)					
SY33-8555-1		N	E		
** (SQ73-8555-1)					
SN33-8774			N		
SN33-8792			N		
**SY33-8555-2				N	
SY33-8553-0	N				DOS/VS Logical Transients Logic
(ST73-8553-0)					
SY33-8553-1		N	E	E	
SN33-8772			N	E	
SN33-8791			N	E	
**SN33-8795				N	
GC33-5403-0		N			DOS/VS Planning Guide to POWER/VS
(GT33-5403-0)					
GC33-5403-1			N		DOS/VS POWER/VS Installation and Operations

DOS/VS RELEASE

<u>ORDER NO./TNL'S</u>	<u>28</u>	<u>29</u>	<u>30</u>	<u>31</u>	<u>TITLE</u>
** (GQ33-5403-1)					
**SY33-8570-0			N		DOS/VS POWER/VS Logic
** (ST73-8570-0)					
**SY33-8570-1				N	
SY33-8565-0	N				DOS/VS POWER Program Logic
(ST73-8565-0)					
SY33-8565-1		N	E		
SN33-9164			N		
GX33-9004-0		N	E		DOS/VS POWER and POWER/RJE Reference Summary
** (GT00-0168-0)					
**GX33-9004-1				N	
SY33-8551-0	N				DOS/VS Supervisor Logic
(ST73-8551-0)					
SY33-8551-1		N	E		
** (SQ73-8551-1)					
SN33-8769		N	E		
SN33-8770			N		
SN33-8790			N		
**SY33-8551-2				N	
GC33-5376-0	N				DOS/VS System Control Statements
(GT33-5376-0)					
GN33-8762	N				
GC33-5376-1		N	E		
** (GQ33-5376-1)					
GN33-8767		N	E		
GN33-8779			N		
**GC33-5376-2				N	

37. RAS

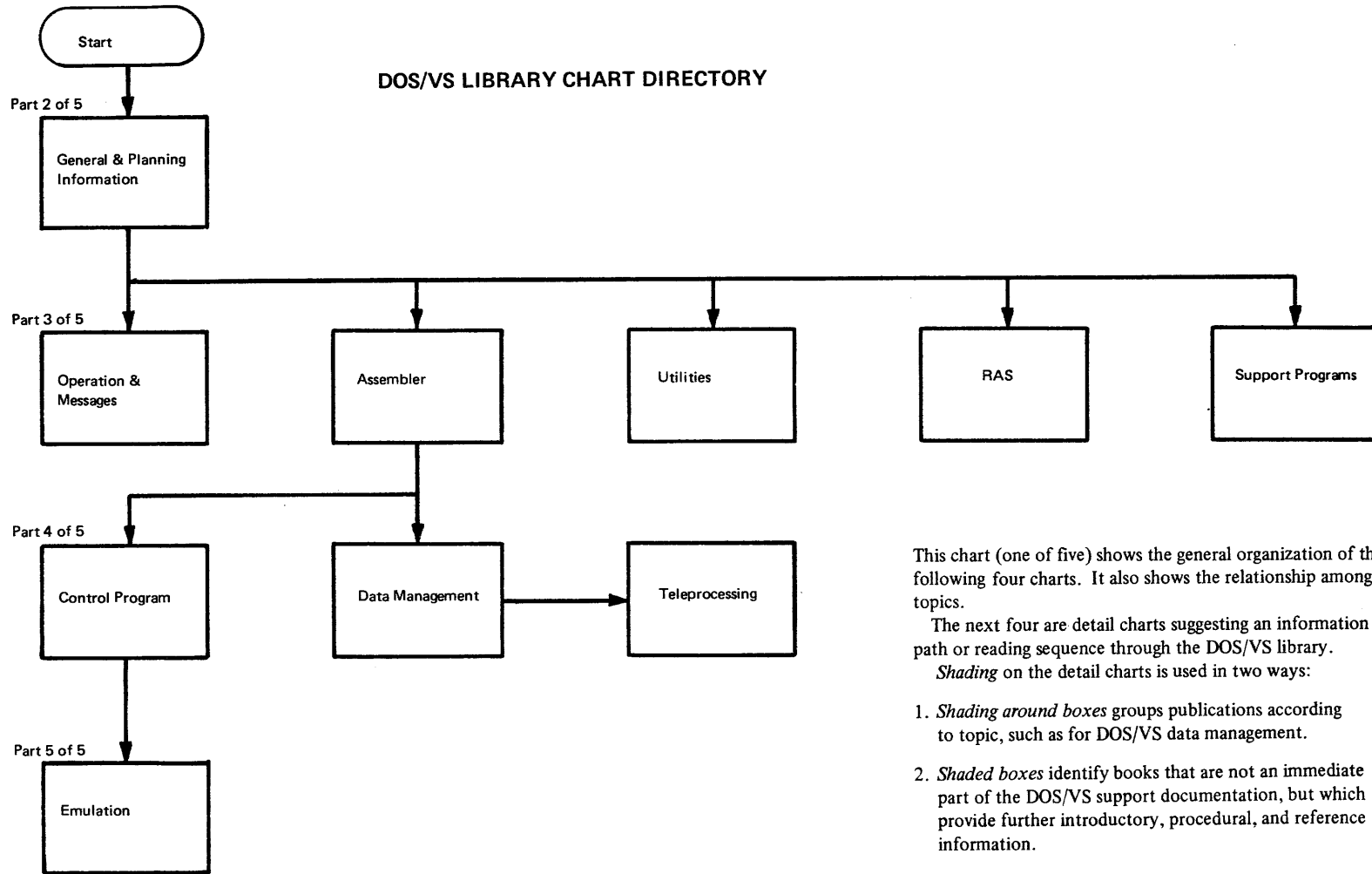
SY33-8552-0	N				DOS/VS Error Recovery and Recording Transients Logic
(ST73-8552-0)					
SY33-8552-1		N	E	E	
SN33-8771			N	E	
SN33-8784			N	E	
**SN33-8794				N	
GC33-5383-0	N	E	E	E	DOS/VS OLTEP
GN28-2566		N	E	E	
**GN25-0115			N	E	
**GN25-0117				N	
SY33-8568-0	N	E	E	E	DOS/VS OLTEP Logic
SN28-2567		N	E	E	
**SN25-0115				N	
SC33-5380-0	N				DOS/VS Serviceability Aids Debugging Procedures
(GT33-5380-0)					
GC33-5380-1		N	E		
** (GQ33-5380-1)					
GN33-8780			N		
**GN33-8793			N		
**GC33-5380-2				N	
SY33-8554-0	N				DOS/VS System Serviceability Aids Logic
(ST73-8554-0)					
SY33-8554-1		N	E	E	
SN33-8773			N	E	
**SN33-8796				N	
**GC28-0663-0			C	E	DOS/VS and OS/VS TOLTEP for VTAM
**GN28-2561			N	E	
**GN28-2588			N	E	
**SY28-0664-0			N	E	DOS/VS and OS/VS TOLTEP

38 REMOTE JOB ENTRY

SY33-8566-0	N				DOS/VS POWER RJE Program Logic
(ST73-8566-0)					

DOS/VS RELEASE

<u>ORDER NO./TNL'S</u>	<u>28</u>	<u>29</u>	<u>30</u>	<u>31</u>	<u>TITLE</u>
SY33-8566-1 SN33-9165		N	E N	E E	
<u>40 SYSTEM OPERATION</u>					
GC33-5379-1 (GT33-5379-1 GC33-5379-2 ** (GQ33-5379-2) GN33-9156 GN33-9162 GN33-9173 **GC33-5379-3 **GN33-9176	N		E N N		DOS/VS Messages
GC33-5378-0 (GT33-5378-0) GC33-5378-1 ** (GQ33-5378-1) GN33-9157 GN33-9158 GN33-9161 GN33-9172 **GC33-5378-2	N		E N N N	N N	DOS/VS Operating Procedures

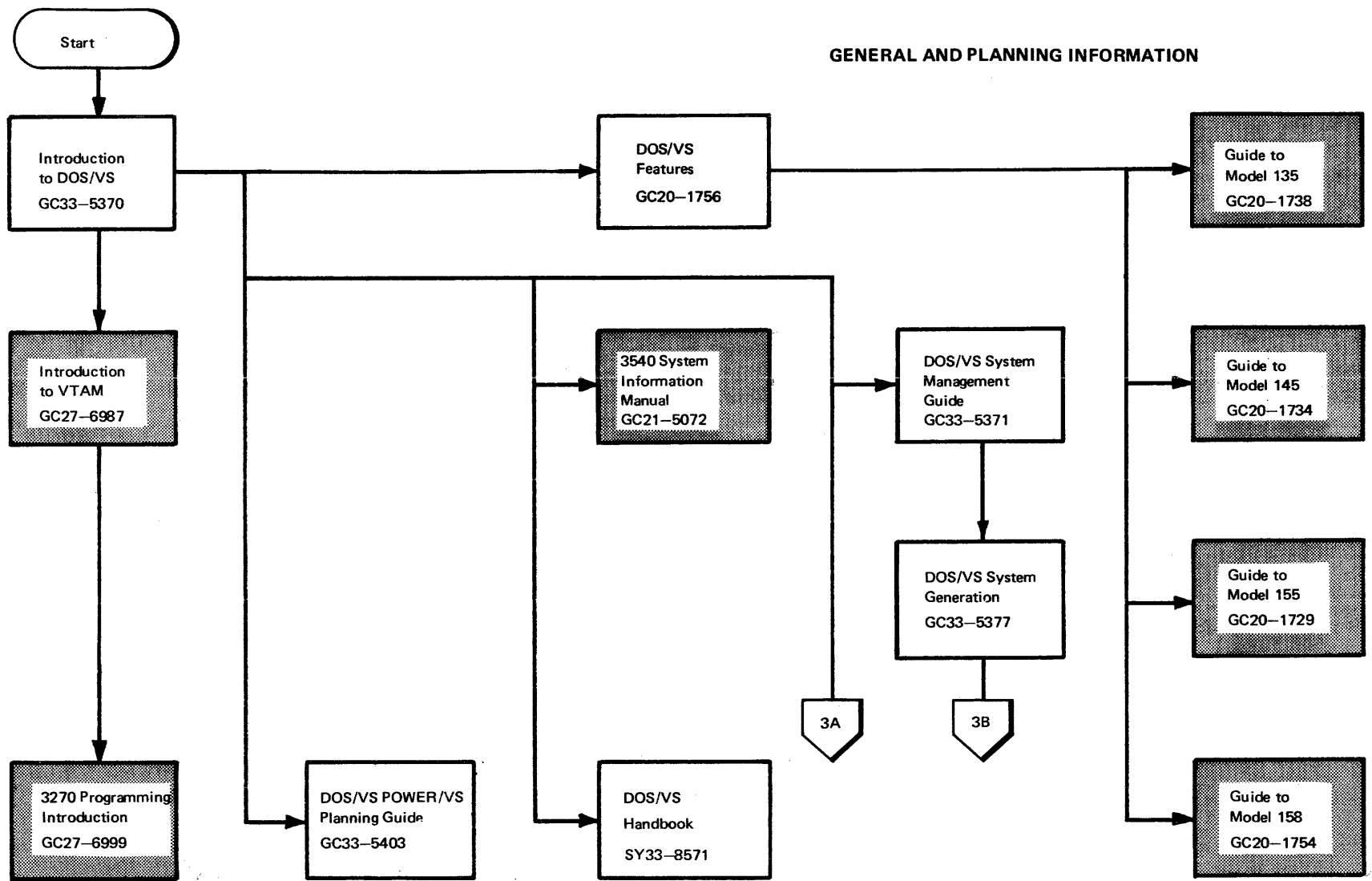


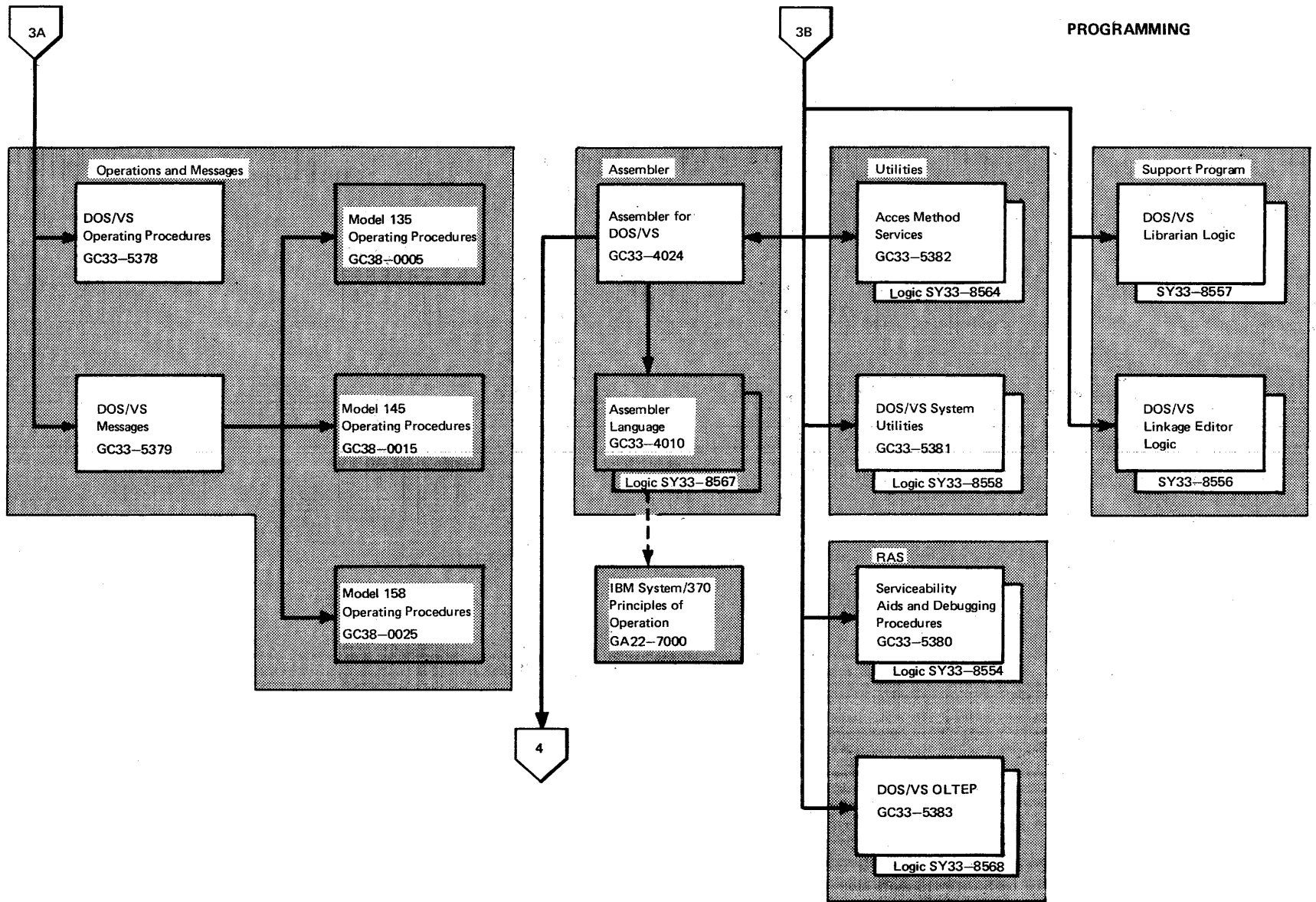
This chart (one of five) shows the general organization of the following four charts. It also shows the relationship among topics.

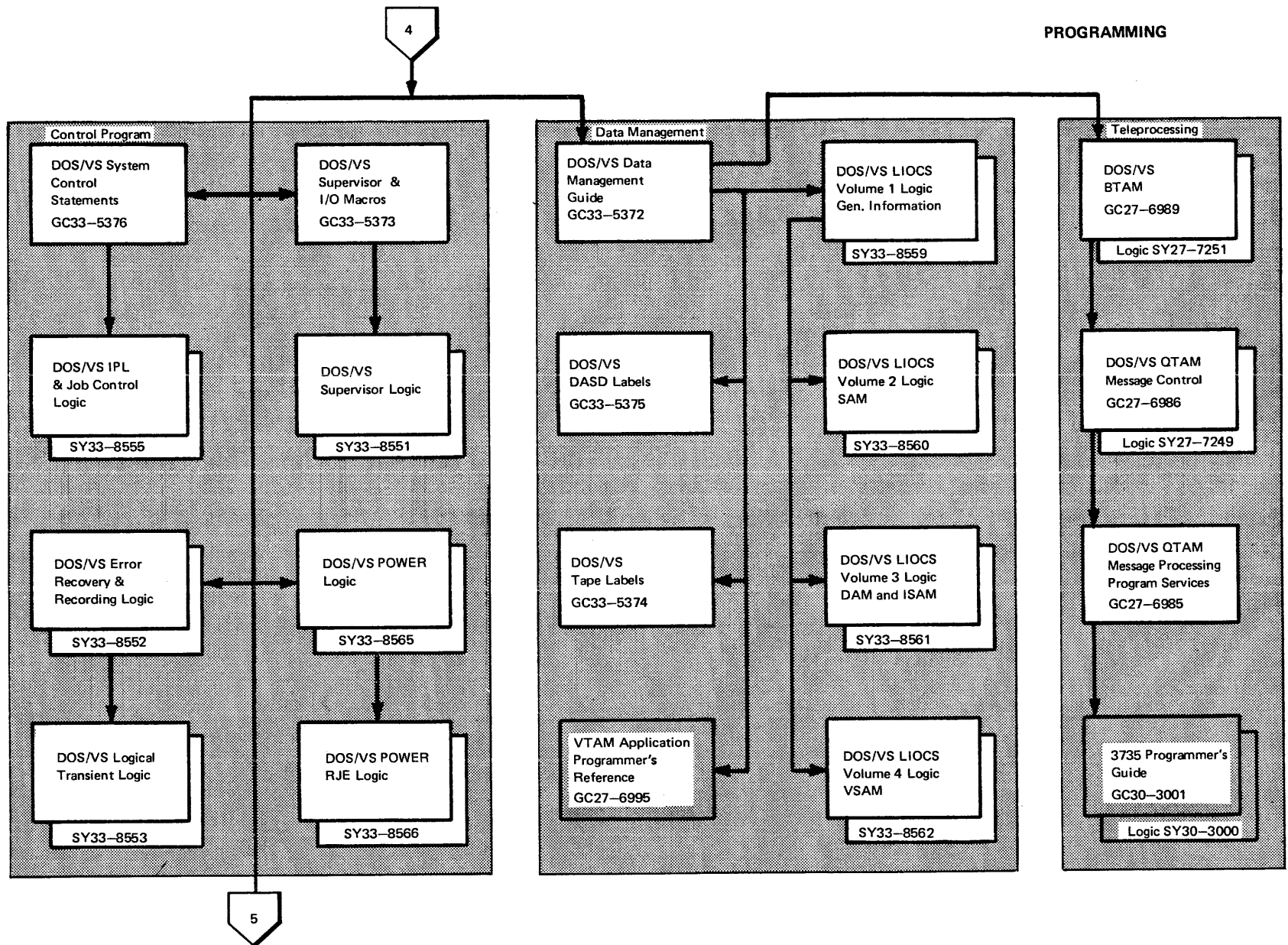
The next four are detail charts suggesting an information path or reading sequence through the DOS/VS library.

*Shading* on the detail charts is used in two ways:

1. *Shading around boxes* groups publications according to topic, such as for DOS/VS data management.
2. *Shaded boxes* identify books that are not an immediate part of the DOS/VS support documentation, but which provide further introductory, procedural, and reference information.



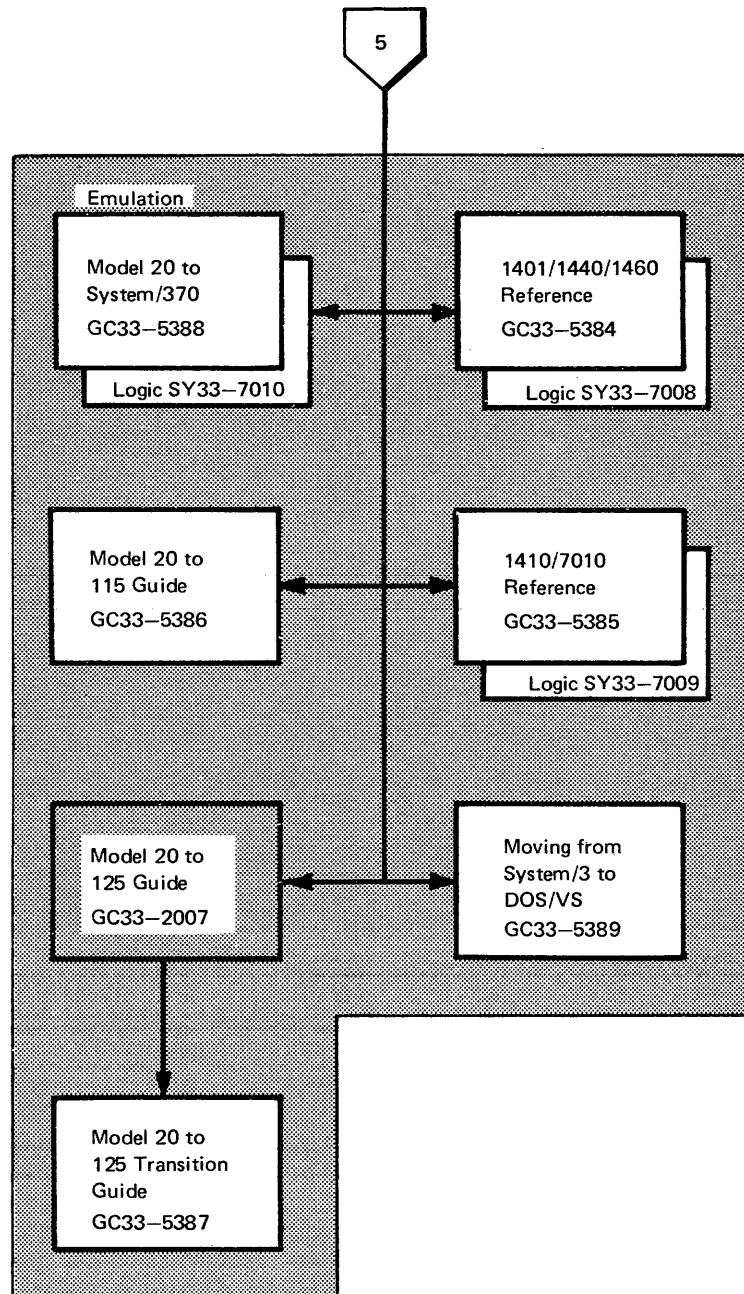






PROGRAMMING

DOS/VS Release 29 (Chart 5 of 5)



ORDER NO.	RELEASE				TITLE	COMPONENT NO.
	28	29	30	31		
SYC7-1120-0	E	E	E		S/370 DOS/VS Preprocessor Support DOS/VS 3735 Macros and Utilities	5747-AA1 5747-AZ1
SJD1-1840-1	E	E	E			
SYC7-1932-0 (STC7-1932-0)	N				DOS/VS Attention Routines	5745-SC-AIT
SNC7-1925	N					
SYC7-1932-1		N	E	E		
SNC7-1966			N	E		
SNC7-2011**				N		
SYC7-1933-0 (STC7-1933-0)	N				DOS/VS Access Method Services	5745-SC-AMS
SYC7-1933-1 (ST00-5275-0)**	N		E			
SNC7-1985				N		
SYC7-1933-2**				N		
SYC7-1934-0 (STC7-1934-0)	N				DOS/VS Assembler	5745-SC-ASM
SNC7-1926	N					
SYC7-1934-1		N	E	E		
SNC7-1963			N	E		
SNC7-1987**				N		
SNC7-2012**				N		
SYC7-1935-0	N	E	E	E	DOS/VS BTAM	
SNC7-1927	N	E	E	E		
SNC7-1946		N	E	E		
SNC7-1964			N	E		
SNC7-1992**				N		
SYC7-1936-0	N	E	E	E	DOS/VS Checkpoint/Restart	5745-SC-CKR
SNC7-1947		N	E	E		
SNC7-1967			N	E		
SNC7-1998**				N		
SYC7-1937-0 (STC7-1937-0)	N				DOS/VS Direct Access Method	5745-SC-DAM
SNC7-1928	N					
SYC7-1937-1		N	E	E		
SNC7-1968			N	E		
SNC7-1999**				N		
SYC7-1938-0 (STC7-1938-0)	N				DOS/VS Disk ERP	5745-SC-DKE
SYC7-1938-1 (SQC7-1938-1)		N				
SYC7-1938-2 (ST00-5276-0)**				N		
SYC7-1939-3**				N		
SYC7-1939-0 (STC7-1939-0)	N				DOS/VS Display Operator Console	5745-SC-DOC
SYC7-1939-0 (ST00-5277-0)**		N	E			
SNC7-1969			E			
SYC7-1939-1**				N		
SYC7-1940-0	N	E	E	E	DOS/VS Sequential Disk IOCS	5745-SC-DSK
SNC7-1929	N	E	E	E		
SNC7-1948		N	E	E		
SNC7-1982			N	E		
SNC7-2000**				N		
SYC7-1941-0	N	E	E	E	DOS/VS Emulator 1401/1410/1440/1460/7010	5745-SC-EML
SNC7-1930	N	E	E	E		
SNC7-1949		N	E	E		
SNC7-1970			N	E		
SNC7-1993**				N		

ORDER NO.	RELEASE				TITLE	COMPONENT NO.
	28	29	30	31		
SYC7-1942-0 (STC7-1942-0 SNC7-1931 SNC7-1950 SYC7-1942-1 SNC7-2001**	N N N N N	E  N  N	   N N	E  E E N	DOS/VS FREP	5745-SC-ERP
SYC7-1943-0 (STC7-1943-0) SNC7-1932 SYC7-1943-1 SNC7-1971 SNC7-1977**	N N N N N	  N  N	   N N	E  E E N	DOS/VS Model 20 Emulator	5745-SC-E20
SYC7-1944-0 (STC7-1944-0) SNC7-1933 SYC7-1944-1 SNC7-1961 SNC7-1981 SNC7-2002**	N N N N N N	  N N N N	  E E N N	   E E N N	DOS/VS Compiler I/O Modules	5745-SC-IOM
SYC7-1945-0 SNC7-1934 SNC7-1951 SNC7-1972 SNC7-2003**	N N N N N	E E N N N	E E E N N	E E E E N	DOS/VS IOCS and Device Indep	5745-SC-IOX
SYC7-1946-0 (STC7-1946-0) SNC7-1935 SYC7-1946-1 SNC7-1983 SNC7-2004**	N N N N N	  N  N	  E N N	E E E E N	DOS/VS IPL and Buffer	5745-SC-IPL
SYC7-1947-0 SNC7-1936 SNC7-1952 SNC7-1973 SNC7-2005**	N N N N N	E E N N N	E E E N N	E E E E N	DOS/VS JCL	5745-SC-JCL
SYC7-1948-0 (STC7-1948-0) SNC7-1937 SYC7-1948-1 (SQC7-1948-1) SYC7-1948-2 (ST00-5278-0)** SYC7-1948-3**	N N N N N N N	  N  N  N	   N N N N	   E E E E	DOS/VS JCL	5745-SC-JCL
SYC7-1949-0 (STC7-1949-0) SNC7-1938 SYC7-1949-1 (SQC7-1949-1) SYC7-1949-2 (ST00-5279-0)** SYC7-1949-3**	N N N N N N N	  N  N  N	   N N N N	   E E E E	DOS/VS Librarian	5745-SC-LBR
SYC7-1950-0 (STC7-1950-0) SNC7-1939 SYC7-1950-1 (SQC7-1950-0) SYC7-1950-2 (ST00-5280-0)** SYC7-1950-3**	N N N N N N N	  N  N  N	   N N N N	   E E E E	DOS/VS Linkage editor	5745-SC-LNK
SYC7-1951-0 SNC7-1940 SNC7-1953 SNC7-1974 SNC7-2006**	N N N N N	E E N N N	E E E N N	E E E E N	DOS/VS Magnetic Character	5745-SC-MCR

ORDER NO.	RELEASE				TITLE	COMPONENT NO.
	28	29	30	31		
SYC7-1952-0 SNC7-1954 SNC7-1975 SNC7-1996**	N	E N	E E N	E E E N	DOS/VS Optical Character Reader IOCS	5745-SC-OCR
SYC7-1953-0 SNC7-1955 SNC7-1976 SNC7-1994**	N	E N	E E N	E E E N	DOS/VS OLTEP	5745-SC-OLT
SYC7-1954-0 (STC7-1954-0) SNC7-1941 SYC7-1954-1 (SQC7-1954-1) SYC7-1954-2 (ST00-5281-0)** SYC7-1954-3**	N N		N N E		DOS/VS PDAIDS	5745-SC-PDA
SYC7-1955-0 SNC7-1956 SNC7-1977 SNC7-2007**	N	E N	E E N	E E E N	DOS/VS PAPER TAPE	
SYC7-1956-0 (STC7-1956-0) SNC7-1942 SYC7-1956-1 (SQC7-1956-1) SNC7-1962 SNC7-1984 SYC7-1956-2	N N		N N N		DOS/VS Power	5745-SC-PWR
SYC7-1957-0 SNC7-1957 SNC7-1965 SNC7-1991**	N	E N	E E N	E E E N	DOS/VS QTAM	5745-SC-OTM
SYC7-1958-0 (STC7-1958-0) SNC7-1943 SYC7-1958-1 (SQC7-1958-1) SYC7-1958-2 (ST00-5282-0)** SYC7-1958-3**	N N		N N		DOS/VS RMSR	5745-SC-RMS
SYC7-1959-0 SNC7-1944 SNC7-1958 SNC7-1978 SNC7-2008**	N	E N	E E N	E E E N	DOS/VS Supervisor	5745-SC-SUP
SYC7-1960-0 SNC7-1959 SNC7-1979 SNC7-2009**	N	E N	E E N	E E E N	DOS/VS Magnetic Tape IOCS	5745-SC-TAP
SYC7-1961-0 SNC7-1960 SNC7-1980 SNC7-2010**	N	E N	E E N	E E E N	DOS/VS Storage Tape ERP	5745-SC-TPE
SYC7-1962-0 (STC7-1962-0) SNC7-1945 SYC7-1962-1 (SQC7-1962-1) SYC7-1962-2 (ST00-5283-0)** SYC7-1962-3**	N N		N N		DOS/VS System Utility Prog.	5745-SC-UTL
SYC7-1963-0 (STC7-1963-0)	N				DOS/VS VSAM	5745-SC-VSM

ORDER NO.	RELEASE				TITLE	COMPONENT NO.
	28	29	30	31		
SYC7-1963-1 (SQC7-1963-1)	N					
SYC7-1963-2 (ST00-5284-0)**			N			
SYC7-1963** SNC7-2013**				N N		
SYC7-1964-0 (STC7-1964-0)	N				DOS/VS DOS Distribution Prog.	5745-SC-DIS
SYC7--1964-1 (SQC7-1964-1)		N				
SYC7-1964-2 (ST00-5285-0)**			N			
SYC7-1964-3**						
SYC7-1965-0 (STC7-1965-0)	N				DOS/VS Microfiche Index	
SYC7-1965-1 (SQC7-1965-1)	N					
SYC7-1965-2 (ST00-5286-0)**			N			
SYC7-1965-3**				N		
SYC7-1968-0 (ST00-5287-0)**			N		DOS/VS VTAM	5745-SC-VTM
SNC7-1989**			N			
SYC7-1968-1** SNC7-2014**				N N		
SYC7-1971-0 ST00-5290-0**			N		DOS/VS 3600 HST SPT	5745-SC-124
SNC7-1990**				N		
SYC7-1971-1**				N		
SYC7-1969-0** (ST00-5288-0)**			N		TOLTEP	5745-SC-TLT
SYC7-1969-1**				N		
SYC7-1970-1** (ST00-5289-0)**			N		System Support Services	5745-SC-SSS
SYC7-1970-2**				N		
SYC7-1972-0**			N	E	DOS/VS VTAM and 3600 System Index	5745-SC-VTM 5745-SC-SSS 5745-SC-124
SYC7-1976-0** (ST00-5291-0)**			N		POWER/VS ICR	5745-SC-PWR
SYC7-1976-1**				N		
S2C0-0021-0**	N	E	E	E	DOS/VS Early Warning	
S2C0-5278**	N	E	E	E		5745
S2C0-5279**			N	E		
S2C0-5280**			N	E		



<u>ORDER NO./TNL'S</u>	<u>TITLE</u>
<u>20 General Information</u>	
GC20-1757-0	VM/370 Features
GC20-1800-4 **GN20-2657	VM/370: Introduction
GC20-1813-1	VM/370 Glossary & Master Index
GX20-1926-2	VM/370: Quick Guide for Users Reference Summary
GX20-1961-0	Summary of VM/370 CP and CMS Commands
<u>21 Assembler</u>	
GC20-1802-0 GN20-2601	VM/370 Assembler Programmer's Guide
GC33-4010-4#	OS/VS, DOS/VS, and VM/370 Assembler Language
SC33-4021-2 GN33-8186	OS/VS and VM/370 Assembler Programmer's Guide
SY33-8041-1	OS/VS and VM/370 Assembler Logic
<u>23 BASIC</u>	
GC20-1803-1	VM/370: BASIC Language Reference Manual
GX20-1924-1	VM/370: BASIC Language Reference Summary
GY20-0530-1	CALL-OS BASIC, System Manual, Program No. 360A-CX-44X
<u>30 Access Methods, Data Management, Storage/Communications Control Program</u>	
GC20-1816-0	VM/370: Remote Spooling Communications Subsystem (RSCS) User's Guide
SY20-0883-0	VM/370: Remote Spooling Communications Subsystem (RSCS) Program Logic
<u>34 System Planning, Generation, Installation, SMF</u>	
GC20-1801-4 **GN20-2658	VM/370 Planning and System Generation Guide
GC20-1811-0 GN20-2625 GN20-2630 GN20-2609	VM/370: Release 1 Guide
GC20-1814-0	VM/370: Release 2 Planning Guide
GC20-1815-0 GN20-2648 GN20-2652 **GN20-2666	VM/370: Release 2 Guide
<u>36 Control Program</u>	
GC20-1804-3 **GN20-2659	VM/370: Command Language Guide for General Users
SY20-0880-4 **SN20-2667	VM/370: Control Program (CP) Program Logic
SY20-0881-1 SN20-1650	VM/370: Conversational Monitor System (CMS) Program Logic

ORDER NO./TNL'STITLE

SN20-2653  
\*\*SN20-2668

GC20-1805-3  
\*\*GN20-2660

GC20-1812-0  
GN20-2635  
GN20-2637  
GN20-2651

GC20-1807-3  
\*\*GN20-2662

VM/370: EDIT Guide

VM/370: EXEC User's Guide

VM/370: System Programmers' Guide

37 RAS

GC20-1809-2  
GN20-2645  
GN20-2655  
\*\*GN20-2664

SY20-0882-1  
SN20-2647  
SN20-2654  
\*\*SN20-2669

VM/370: OLTSEP and Error Recording Guide

VM/370: Service Routines Program Logic

40 System Operation

GC20-1806-4#  
GN20-2656  
\*\*GN20-2661

GC20-1808-4#  
\*\*GN20-2663  
\*\*GN20-2671

GC20-1810-3  
\*\*GN20-2665

VM/370 Operator's Guide

VM/370 System Messages

VM/370 Terminal User's Guide

SCP (System Control Programming) Microfiche

\*\*SYB0-0900-5  
SNB0-2975 PLC11  
\*\*SNB0-2977  
\*\*SNB0-2979 PLC13

\*\*SYB0-0901-5  
SNB0-2978 PLC11  
\*\*SNB0-2978  
\*\*SNB0-2980 PLC13

SYC0-9000-0  
\*\*SNB5-0202 PLC13

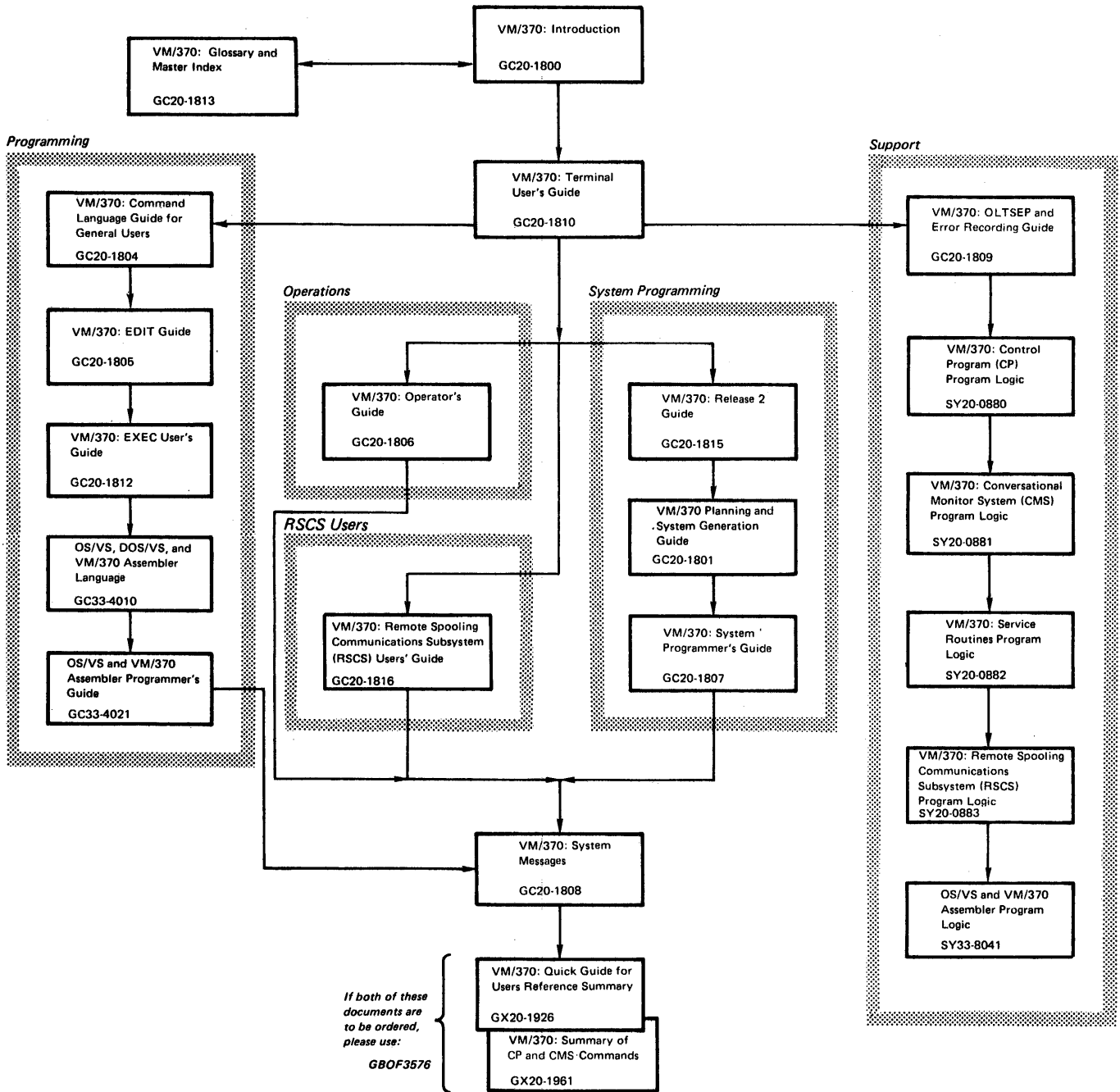
VM/370: CP Microfiche, Prog. No. 5749-010

VM/370: CMS Microfiche, Prog. No. 5749-010

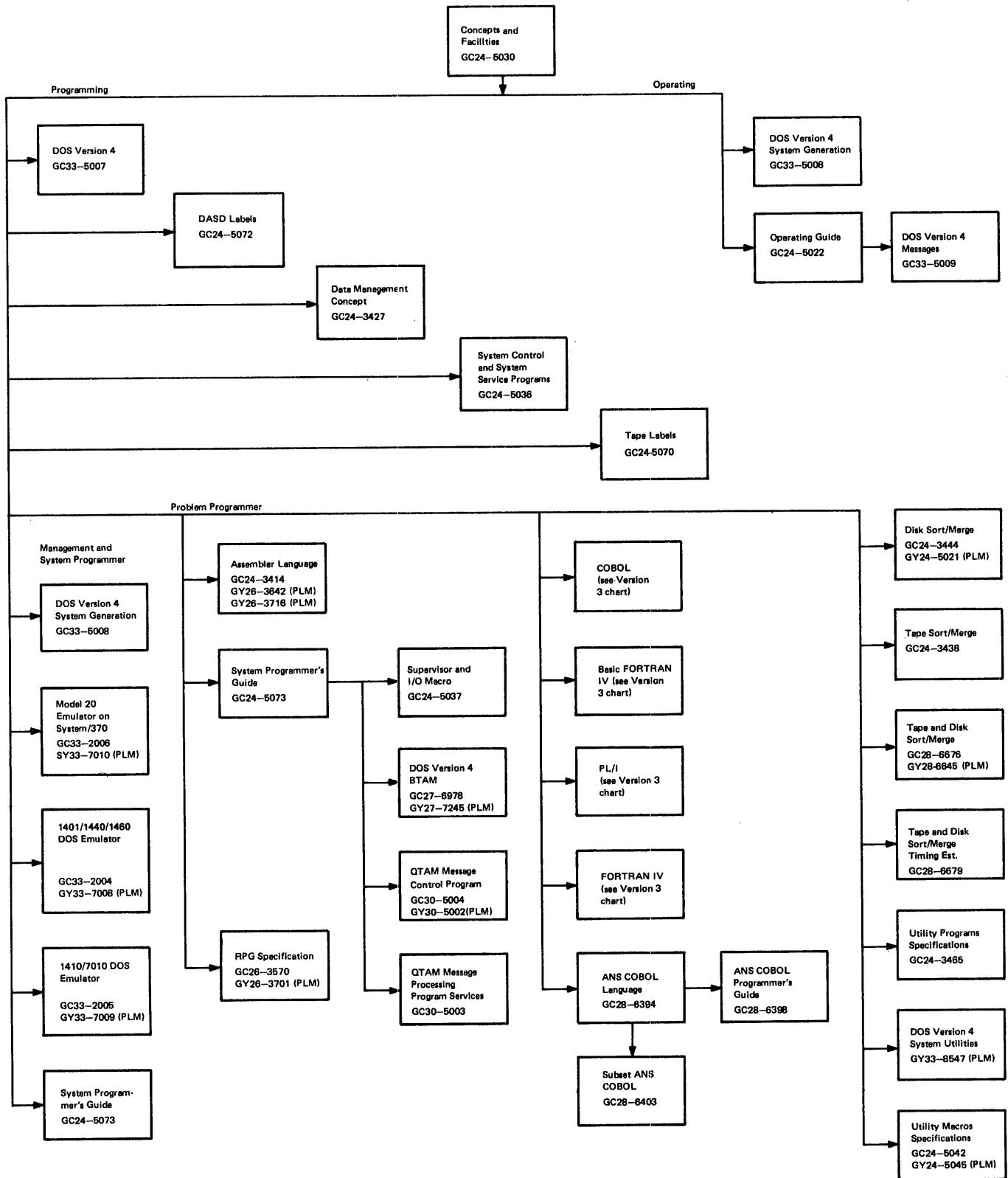
VM/370 PLC11, Prog. No. 5749-010



# VM/370 Library Chart



# DOS Version 4 Library Chart



TYPE I PROGRAMMING SUPPORT FOR SYSTEM/370 ONLY

OS/MFT and OS/MVT (20-40)

33 Sort/Merge

\*\*GC33-4015 IBM SYSTEM/370 MODEL 155 SORT/MERGE TIMING ESTIMATES  
PLANNING GUIDE  
PROGRAM NUMBER 360S-SM-023

35 Emulation, Simulation

\*\*GC33-2020 DOS TO OS EMULATOR - REFERENCE PROGRAM NUMBER 360C-EU-738  
\*\*GY33-7018 DOS TO OS EMULATOR - LOGIC PROGRAM NUMBER 360C-EU-738  
\*\*GC33-2021 1401/1440/1460 OS/MFT AND OS/MVT EMULATOR ON SYSTEM/370  
(360S-EU-735) REFERENCE  
\*\*GY33-7019 1401/1440/1460 OS/MFT AND OS/MVT EMULATOR ON SYSTEM/370 -  
LOGIC, PROG. NO. 360C-EU-735  
\*\*GC33-2022 1410/7010 OS/MFT AND OS/MVT EMULATOR ON SYSTEM/370 -  
REFERENCE, PROG. NO. 360C-EU-736  
\*\*GY33-7020 1410/7010 OS/MFT AND OS/MVT EMULATOR ON SYSTEM/370 LOGIC  
PROG. NO. 360C-EU-736  
\*\*GC27-6948 7074 OS EMULATOR ON SYSTEM/370 REFERENCE,  
PROG. NOS. 360C-EU-739, 741 (OS); 5744-AJ1, AK1 (VS1, VS2)  
GY27-7228 7074 OS EMULATOR ON MODELS 165/168 - LOGIC  
PROG. NOS. 360C-EU-739 (OS), 5744-AK1 (VS1, VS2)  
GY27-7238 7074 OS EMULATOR ON MODELS 155/158 LOGIC  
PROG. NOS. 360C-EU-741 (OS); 5744-AJ1 (VS1, VS2)  
\*\*GC27-6952 7080 OS EMULATOR ON MODELS 165/168: REFERENCE, PROG. NOS.  
360C-EU-737 (MFT/MVT), 5744-AL1 (VS1/VS2)  
GY27-7229 7080 OS EMULATOR ON MODELS 165/168: LOGIC, PROG. NOS.  
360C-EU-737 (MFT/MVT), 5744-AL1 (VS1/VS2)  
\*\*GC27-6983 7094 OS EMULATOR ON MODELS 165/168 REFERENCE PROGRAM NUMBER  
FOR OS/MFT AND OS/MVT - 360C-EU-740 AND PROGRAM NUMBER FOR  
OS/VS1 AND OS/VS2 - 5744-AM1  
\*\*GY27-7259 7094 OS EMULATOR ON MODELS 165/168: LOGIC, PROG. NOS.  
360C-EU-740 (MFT/MVT) & 5744-AM1 (VS1/VS2)

37 RAS

\*\*GY27-7237 IBM SYSTEM/360 OPERATING SYSTEM: MACHINE-CHECK HANDLER FOR  
SYSTEM/370 MODELS 135 AND 145 (LOGIC), P/N 360S-DN-539  
\*\*GT00-0045 OS MACHINE CHECK HANDLER FOR S/370 MODELS 135 AND 145  
PLM (PRIOR EDITION)  
\*\*GY27-7198 IBM SYSTEM/360 OPERATING SYSTEM: MACHINE-CHECK HANDLER  
FOR SYSTEM/370 MODELS 155 THRU 168 (LOGIC), P/N 360S-DN-539  
\*\*GT00-0119 OS/360 MACHINE CHECK HANDLER FOR S/370 MODEL 155, 165 PLM  
\*\*GT00-0042 OS MACHINE CHECK HANDLER FOR S/370 MODEL 155, 165-PLM  
(PRIOR EDITION)

DOS Version 4 (20-40)

20 General Information

\*\*GC33-5007 SYSTEM/370 DISK OPERATING SYSTEM VERSION 4 - MANUAL

30 Access Methods, Data Management, Storage/Communications Control Programs

\*\*GY33-8543 DOS VERSION 4 LIOCS INTRODUCTION VOLUME 1 - PROGRAM LOGIC  
MANUAL - PROGRAM NUMBERS 370N-CL-453, 370N-IO-454, 370N-IO-  
455, -456, -457, -458, -477, -478  
\*\*GY33-8544 DOS VER. 4 LIOCS VOL. 2, LOGIC - PROG. NO. 370N-CL-453  
370N-IO-477, 370N-IO-456, 370N-IO-478, 370N-IO-458  
\*\*GY33-8545 DOS VERSION 4 LIOCS VOLUME 3-SAM AND DAM FOR DASD-  
PROGRAM LOGIC MANUAL - PROGRAM NUMBERS 370N-IO-455,  
370N-IO-454  
\*\*GY33-8546 DOS VERSION 4 LIOCS VOLUME 4 - ISAM - PROGRAM LOGIC  
MANUAL - PROGRAM NUMBER 370N-IO-457  
\*\*GC27-6978 DOS VERSION 4 - BASIC TELECOMMUNICATIONS ACCESS METHOD  
MANUAL - PROGRAM NUMBER 370N-CQ-469  
\*\*GY27-7245 DOS VERSION 4 BTAM LOGIC, PROG. NO. 370N-CQ-469  
\*\*GC33-5004 SYSTEM/360 DOS PLANNING GUIDE FOR PROGRAMMING THE 3330  
DIRECT ACCESS STORAGE FACILITY

31 Support Programs

\*\*GY33-8539 SYSTEM/370 DOS VERSION 4 LIBRARIAN-PROGRAM LOGIC MANUAL -  
PROGRAM NUMBER 370N-CL-453  
\*\*GY33-8538 DOS VERSION 4 LINKAGE EDITOR MANUAL - PROGRAM  
LOGIC, PROG. NO. 370N-CL-453

32 Utilities

\*\*GY33-8547 DOS VERSION 4 SYSTEM UTILITIES - PROGRAM NUMBER 370N-UT-491

34 System Planning, Generation, Installation, SMF

\*\*GC33-5008 DOS VERSION 4 SYSTEM GENERATION

35 Emulation, Simulation

\*\*GC33-2006 MODEL 20 DOS EMULATOR ON SYSTEM/370 REFERENCE (370N-IC-002)  
\*\*GC33-2010 MODEL 20 EMULATOR ON SYSTEM/370 USING DOS AND DOS/V  
PLANNING - PROG. NO. 360N-IC-002; COMPONENT NO. 5745-SC-E20  
\*\*SY33-7010 MODEL 20 EMULATOR ON SYSTEM/370 USING DOS AND DOS/V  
LOGIC - PROG. NOS. 370N-IC-002 AND 5745-SC-E20  
\*\*GC33-2004 1401/1440/1460/DOS EMULATOR ON MODELS 135/145/155 REFERENCE  
MANUAL - PROGRAM NUMBER 370N-EU-490  
\*\*SY33-7008 1401/1440/1460 DOS EMULATOR ON SYSTEM/370: LOGIC, PROG. NOS.  
370N-EU-490 (DOS), 5745-SC-EML (DOS/V)  
\*\*GC33-2005 1410/7010 DOS EMULATOR ON MODELS 145/155 REFERENCE MANUAL  
PROGRAM NUMBER 370N-EU-490  
\*\*SY33-7009 1410/7010 DOS EMULATOR ON SYSTEM/370 LOGIC, PROG. NOS.  
370N-EU-490 (DOS), 5745-SC-EML (DOS/V)

36 Control Program

\*\*GY33-8532 DOS VERSION 4 LOGICAL TRANSIENTS, LOGIC - PROG. 370N-CL-453  
\*\*GY33-8533 INTRODUCTION TO DOS VERSION 4 LOGIC - PROGRAM  
NUMBER 370N-CL-453  
\*\*GY33-8534 DOS VERSION 4 SUPERVISOR AND RELATED TRANSIENTS - PROGRAM  
LOGIC MANUAL - PROGRAM NUMBER 370N-CL-453  
\*\*GY33-8537 DOS VERSION 4 SYSTEM SERVICE PROGRAMS - PROGRAM  
LOGIC, PROG. NO. 370N-CL-453  
\*\*GY33-8542 DOS VER. 4 IPL AND JCL LOGIC - PROG. NO. 370N-CL-453

37 RAS

\*\*GC24-5086 DOS OLTEP  
\*\*GY24-5154 DOS OLTEP LOGIC

40 System Operation

\*\*GC33-5009 DOS VERSION 4 MESSAGES, PROG. NO. 370N-CL-453

## ● ASP and DSP

### 36 Control Program

\*\*GH20-1173 IBM SYSTEM/360 AND SYSTEM/370 ASP VERSION 3 ASYMMETRIC MULTI  
PROCESSING SYSTEM: GENERAL INFORMATION MANUAL, PROG. NO.  
360A-CX-15X

\*\*GH20-1289 ASYMMETRIC MULTIPROCESSING SYSTEM OPERATOR'S MANUAL,  
PROG. NO. 360A-CX-15X

\*\*GH20-1290 ASYMMETRIC MULTIPROCESSING SYSTEM: MESSAGES & CODES MANUAL,  
PROGRAM NUMBER 360A-CX-15X

\*\*GH20-1291 ASYMMETRIC MULTIPROCESSING SYSTEM - APPLICATION PROGRAMMER'S  
MANUAL - PROGRAM NUMBER 360A-CX-15X

\*\*GH20-1292 IBM S/360 AND S/370 ASP VERSION 3 ASYMMETRIC MULTIPROCESSING  
SYSTEM - SYSTEM PROGRAMMER'S MANUAL - PROGRAM NUMBER  
360A-CX-15X

\*\*GH20-1403 IBM SYSTEM/360 AND SYSTEM/370 ASP VERSION 3 ASYMMETRIC  
MULTIPROCESSING SYSTEM LOGIC MANUAL - PROGRAM NUMBER  
360A-CX-15X

\*\*GX20-1927 ASP VERSION 3 ASYMMETRIC MULTIPROCESSING SYSTEM:  
OPERATORS REFERENCE BOOKLET - PROG. NO. 360A-CX-15X

\*\*GH20-1171 SYSTEM/370 DISTRIBUTED SYSTEM PROGRAM (S/370 DSP) GENERAL  
INFORMATION MANUAL, PROG. NO. 360A-TX-032

\*\*GH20-9500 IBM SYSTEM/370 DISTRIBUTED SYSTEM PROGRAM REFERENCE MANUAL  
PROGRAM NUMBER 360A-TX-032

\*\*GH20-9501 SYSTEM/370 DISTRIBUTED SYSTEM PROGRAM OPERATIONS GUIDE,  
PROG. NO. 360A-TX-032

\*\*GY20-8500 IBM SYSTEM/370 DISTRIBUTED SYSTEM PROGRAM - PROGRAM LOGIC  
MANUAL - PROGRAM NUMBER 360A-TX-032

## ● PROGRAMMING-GENERAL (20-40)

### 24 COBOL

\*\*GX28-1520 IBM REFERENCE CARD - COBOL

### 25 FORTRAN

\*\*GC28-6515 IBM SYSTEM/360 AND SYSTEM/370 FORTRAN IV LANGUAGE

\*\*GX28-6384 IBM FORTRAN IV REFERENCE CARD

### 28 RPG, RPG II

\*\*GC21-7514 INTRODUCTION TO RPG II

### 29 PL/I

\*\*GY33-6003 PL/I LANGUAGE SPECIFICATIONS

### 30 Access Methods, Data Management, Storage/Communications Control Programs

\*\*GA21-9195 A PROGRAMMER'S INTRODUCTION TO THE APPLICATION CONTROL  
LANGUAGE (FOR 3741 MODELS 3&4 PROGRAMMING WORKSTATION)

\*\*SY21-9203 APPLICATION CONTROL LANGUAGE SUPPORT LOGIC MANUAL

### 40 System Operation

\*\*SR20-4460 IBM SYSTEM/370 OPERATOR'S REFERENCE GUIDE

## ● DB/DC

## ● CICS, CICS/VS

\*\*GH20-4140 CUSTOMER INFORMATION CONTROL SYSTEM/OS - STANDARD V2  
(CICS/OS - STANDARD V2) SPECIFICATIONS - PROGRAM PRODUCT  
5734-XX7

\*\*GH20-4134 CICS/DOS STANDARD, PROG. PROD. 5736-XX7 SPECIFICATIONS

\*\*GH20-4131 CICS/DOS ENTRY, PROG. PROD. 5736-XX6 SPECIFICATIONS  
 \*\*GH20-1028 CUSTOMER INFORMATION CONTROL SYSTEM (CICS) DOS-ENTRY  
 (CICS/DOSE) DOS-STANDARD (CICS/DOSS) OS-STANDARD V2  
 (CICS/OS) GENERAL INFORMATION MANUAL  
 PROGRAM NUMBERS 5734-XX7, 5736-XX6, 5736-XX7  
 \*\*SH20-1043 CUSTOMER INFORMATION CONTROL SYSTEM (CICS) SYSTEM  
 PROGRAMMER'S REFERENCE MANUAL PROGRAM NUMBERS  
 DOS-ENTRY 5736-XX6, DOS-STANDARD 5736-XX7,  
 OS-STANDARD V2 5734-XX7  
 \*\*SH20-1047 CUSTOMER INFORMATION CONTROL SYSTEM (CICS) APPLICATION PROG-  
 RAMMER'S REFERENCE MANUAL PROGRAM NUMBERS 5736-XX6  
 (DOS-ENTRY) 5736-XX7 (DOS-STANDARD; 5734-XX7  
 (OS-STANDARD V2)  
 \*\*SH20-1048 CUSTOMER INFORMATION CONTROL SYSTEM (CICS) OPERATING SYSTEM  
 STANDARD VERSION 2 OPERATIONS GUIDE  
 PROGRAM NUMBER 5734-XX7  
 \*\*SH20-1034 CUSTOMER INFORMATION CONTROL SYSTEM (CICS) OPERATIONS  
 GUIDE - PROGRAM NUMBERS DOS-ENTRY 5736-XX6 DOS-STANDARD  
 5736-XX7  
 \*\*SH20-1044 CUSTOMER INFORMATION CONTROL SYSTEM (CICS) TERMINAL  
 OPERATOR'S GUIDE - PROGRAM NUMBERS DOS-ENTRY 5736-XX6,  
 DOS-STANDARD 5736-XX7, OS-STANDARD V2 5734-XX7  
 \*\*LY20-0714 CUSTOMER INFORMATION CONTROL SYSTEM (CICS) OPERATING SYSTEM  
 STANDARD VERSION 2 - FEATURE NUMBER 8142 - LOGIC MANUAL  
 PROGRAM NUMBER 5734-XX7  
 \*\*LYB0-0781 CUSTOMER INFORMATION CONTROL SYSTEM/OPERATING SYSTEM  
 STANDARD (CICS/OS-STANDARD) VERSION 2 PROGRAM LISTINGS  
 MICROFICHE - PROGRAM NUMBER 5734-XX7  
 \*\*LY20-0712 CUSTOMER INFORMATION CONTROL SYSTEM FEATURE NUMBER 8030  
 (DOS-ENTRY) LOGIC MANUAL - PROGRAM NUMBER 5736-XX6  
 \*\*LYB0-0724 CUSTOMER INFORMATION CONTROL SYSTEM/DOS - ENTRY (CICS/DOS-  
 ENTRY) LISTINGS, PROG. PROD. 5736-XX6  
 \*\*LY20-0713 CUSTOMER INFORMATION CONTROL SYSTEM (CICS) LOGIC MANUAL  
 PROGRAM NUMBER 5736-XX7 (DOS-STANDARD) FEATURE NUMBER 8031  
 \*\*LYB0-0735 CUSTOMER INFORMATION CONTROL SYSTEM/DOS STANDARD (CICS/DOS-  
 STANDARD) LISTINGS, PROG. PROD. 5736-XX7  
 \*\*GH20-4354 CUSTOMER INFORMATION CONTROL SYSTEM OS/V5 PROGRAM PRODUCT  
 (5740-XX1) SPECIFICATIONS (VERSION 1, MODIFICATION LEVEL 0)  
 \*\*SH20-9011 CUSTOMER INFORMATION CONTROL SYSTEM/VIRTUAL STORAGE  
 (OS) CICS/V5) OPERATIONS GUIDE, PROG. NO. 5740-XX1  
 \*\*LYB0-8008 CUSTOMER INFORMATION CONTROL SYSTEM/VIRTUAL STORAGE  
 (CICS/V5) LISTINGS (OS) PROG. PROD. 5740-XX1  
 \*\*LY20-8006 CICS/OS/V5 PROGRAM LOGIC MANUAL, PROG. PROD. 5740-XX1  
 \*\*GH20-1280 CUSTOMER INFORMATION CONTROL SYSTEM (CICS/V5)  
 GENERAL INFORMATION MANUAL  
 PROGRAM NUMBERS CICS/OS/V5 5740-XX1 AND CICS/DOS/V5 5746-XX3  
 \*\*GH20-9001 CICS/V5 CONVERSION PLANNING GUIDE PROG. NOS. 5740-XX1,  
 5746-XX3  
 \*\*SH20-9002 CUSTOMER INFORMATION CONTROL SYSTEM (CICS/V5)  
 SYSTEM/APPLICATION DESIGN GUIDE PROG. NO.  
 CICS/OS/V5 5740-XX1, CICS/DOS/V5 5746-XX3  
 \*\*SH20-9003 CUSTOMER INFORMATION CONTROL SYSTEM/VIRTUAL STORAGE  
 (CICS/V5 APPLICATION PROGRAMMER'S REFERENCE MANUAL  
 PROG. NOS. 5740-XX1, 5746-XX3  
 \*\*SH20-9004 CUSTOMER INFORMATION CONTROL SYSTEM/VIRTUAL STORAGE  
 (CICS/V5) SYSTEM PROGRAMMER'S REFERENCE MANUAL -  
 PROGRAM NUMBERS 5740-XX1, 5746-XX3  
 \*\*SH20-9005 CUSTOMER INFORMATION CONTROL SYSTEM/VIRTUAL STORAGE  
 (CICS/V5) TERMINAL OPERATOR'S GUIDE PROGRAM NUMBERS  
 (5740-XX1) AND (5746-XX3)  
 \*\*SH20-9006 CUSTOMER INFORMATION CONTROL SYSTEM/VIRTUAL STORAGE  
 (CICS/V5) SYSTEM ADMINISTRATOR'S GUIDE PROG. NO.'S 5740-XX1,  
 5746-XX3  
 \*\*SH20-9008 CUSTOMER INFORMATION CONTROL SYSTEM/VIRTUAL STORAGE  
 (CICS/V5) MESSAGES AND CODES MANUAL  
 PROG. NOS. 5740-XX1, 5746-XX3  
 \*\*SX26-3700 CICS/V5 REFERENCE SUMMARY: MASTER TERMINAL OPERATOR  
 \*\*SH20-9049 CUSTOMER INFORMATION CONTROL SYSTEM/VIRTUAL STORAGE  
 (CICS/V5) ADVANCED COMMUNICATION GUIDE, PROG. PRODS.  
 5740-XX1, 5746-XX3  
 \*\*GH20-4359 CUSTOMER INFORMATION CONTROL SYSTEM/DOS/V5  
 VERSION 1, MODIFICATION LEVEL 0, SPECIFICATIONS  
 PROGRAM PRODUCT 5746-XX3  
 \*\*SH20-9012 CUSTOMER INFORMATION CONTROL SYSTEM/VIRTUAL STORAGE  
 (CICS/V5) OPERATIONS GUIDE (DOS) PROG. NO. CICS/DOS/V5  
 5746-XX3

\*\*SH20-9051 CUSTOMER INFORMATION CONTROL SYSTEM/VIRTUAL STORAGE  
 (CICS/VS) INSTALLATION GUIDE (DOS) - PROG. PROD. 5746-XX3  
 \*\*LY80-8009 CUSTOMER INFORMATION CONTROL SYSTEM/VIRTUAL STORAGE  
 (CICS/VS) LISTINGS (DOS) PROG. PROD. 5746-XX3  
 \*\*LY20-8007 CUSTOMER INFORMATION CONTROL SYSTEM/VIRTUAL STORAGE  
 (CICS DOS/VS) PROGRAM LOGIC MANUAL - PROG. NO. 5746-XX3  
 \*\*SH20-1359 S/370 CICS/COBOL CALL INTERFACE NATIONAL BANK OF DETROIT  
 5796-AEG DESCRIPTION/OPERATIONS  
 \*\*G320-8089 CICS/COBOL CALL INTERFACE FOR CICS/OSS CICS/DOSS &  
 CICS/DOSE: NATIONAL BANK OF DETROIT, IUP 5796-AEG NOTICE  
 \*\*GB21-1035 CICS/3270 SIMULATOR (5798-AXC), CICS DYNAMIC MAP (5798-AXR),  
 AND CICS PERFORMANCE ANALYZER (5798-AZN): 3 FDP'S NOTICE  
 \*\*SB21-1075 CICS DYNAMIC MAP - FDP 5798-AXR  
 DESCRIPTION/OPERATIONS  
 \*\*SB21-1181 CICS PERFORMANCE ANALYZER - FDP 5798-AZN  
 DESCRIPTION/OPERATIONS  
 \*\*SB21-1036 CICS/3270 SIMULATOR - FDP 5798-AXC  
 DESCRIPTION/OPERATIONS  
 \*\*GB21-1492 CICS/ENTRY SYSTEM STATISTICS - FDP 5798-CBZ, NOTICE  
 \*\*SB21-1493 CICS/ENTRY SYSTEM STATISTICS FDP 5798-CBZ  
 DESCRIPTION/OPERATIONS  
 \*\*GH20-1597 EXTENDED TELECOMMUNICATIONS MODULES FOR CICS/DOS/VS: GENERAL  
 INFORMATION MANUAL, PROG. PROD. 5746-XXB  
 \*\*GH20-4285 EXTENDED TELECOMMUNICATION MODULES FEATURES OF CICS/DOS/VS -  
 PROG. NO. 5746-XXB, DESIGN OBJECTIVES  
 \*\*GH20-1514 FASTER TO CICS/VS MIGRATION TECHNIQUES GUIDE  
 \*\*SH20-1296 FASTER LANGUAGE FACILITY PROGRAM REFERENCE MANUAL AND  
 OPERATIONS GUIDE PROG. NOS. 5740-XX1 (CICS/OS/VS), 5746-XX3  
 (CICS/DOS/VS)  
 \*\*GH20-1502 FASTER LANGUAGE FACILITY FOR THE CUSTOMER INFORMATION  
 CONTROL SYSTEM (CICS/VS) GENERAL INFORMATION MANUAL,  
 PROG. PROD. 5740-XX1 & 5746-XX3  
 \*\*GH20-4256 FASTER LANGUAGE FACILITY FOR CICS/DOS/VS (5746-XX3) AND FOR  
 CICS/OS/VS (5740-XX1): PROG. PROD. DESIGN OBJECTIVES  
 \*\*GH20-4373 FASTER LANGUAGE FACILITY SPECIFICATIONS: FOR CICS/DOS/VS  
 PROG. NO. 5746-XX3; FOR CICS/OS/VS PROG. NO. 5740-XX1  
 \*\*LYB0-2046 FASTER LANGUAGE FACILITY VERSION 1.0 (FLF/CICS/VS): LISTINGS  
 PROG. NOS. 5740-XX1 (OS), 5746-XX3 (DOS)  
 \*\*LY20-2045 FASTER LANGUAGE FACILITY FOR THE CUSTOMER INFORMATION  
 CONTROL SYSTEM (CICS/VS), LOGIC PROG. NOS. 5746-XX3  
 (CICS/DOS/VS), 5740-XX1 (CICS/OS/VS);  
 FEATURES 6019, 6020, 6021, 6022, 6023, 6024  
 \*\*GB21-1441 CICS/M.T.C.S. 3270 SCREEN FORMAT UTILITY - FDP 5798-CBH,  
 NOTICE  
 \*\*SB21-1442 CICS/M.T.C.S. 3270 SCREEN FORMAT UTILITY - FDP 5798-CBH,  
 DESCRIPTION/OPERATIONS  
 \*\*LB21-1443 CICS/M.T.C.S. 3270 SCREEN FORMAT UTILITY - FDP 5798-CBH,  
 SYSTEMS GUIDE  
 \*\*GB21-1504 CICS NETWORK ACTIVITY SIMULATOR - FDP 5798-CCH, NOTICE  
 \*\*SB21-1505 CICS NETWORK ACTIVITY SIMULATOR - FDP 5798-CCH, DESCRIPTION/  
 OPERATIONS  
 \*\*SH20-1358 S/370 CICS ON LINE TEST/DEBUG CON EDISON - IUP 5796-AEF  
 DESCRIPTION/OPERATIONS  
 \*\*G320-8088 CICS ON-LINE TEST/DEBUG FOR CICS/OSS, CICS/DOSS &  
 CICS/DOSE: CON EDISON, IUP 5796-AEF NOTICE  
 \*\*GB21-1507 CICS PLOT-FDP 5798-CCG, NOTICE  
 \*\*SB21-1508 CICS PLOT - FDP 5798-CCG, DESCRIPTION/OPERATIONS  
 \*\*GB21-1373 CICS SOURCE PROGRAM MAINTENANCE ON-LINE - FDP 5798-BDT,  
 NOTICE  
 \*\*SB21-1374 CICS SOURCE PROGRAM MAINTENANCE ON-LINE FDP 5798-BDT  
 DESCRIPTION/OPERATIONS  
 \*\*GB21-1498 CICS/VOLUME TEST FACILITY - FDP 5798-CDJ, NOTICE  
 \*\*SB21-1499 CICS/VOLUME TEST FACILITY - FDP 5798-CDJ DESCRIPTION/  
 OPERATIONS

**DL/I and VANDL-1**

\*\*SH12-5411 DL/1 DOS/VS APPLICATION PROGRAMMING REFERENCE MANUAL  
 PROGRAM PRODUCT 5746-XX1  
 \*\*SH12-5412 DL/1 DOS/VS UTILITIES AND GUIDE FOR THE SYSTEM PROGRAMMER  
 PROGRAM PRODUCT 5746-XX1  
 \*\*SH12-5413 DL/I DOS/VS SYSTEM/APPLICATION DESIGN GUIDE PROG. NO. 5746-XX1  
 \*\*SH12-5414 DL/I DOS/VS OPERATOR'S REFERENCE MANUAL & MESSAGES AND  
 CODES, PROG. PROD. 5746-XX1  
 \*\*GH20-1246 DATA LANGUAGE/I DISK OPERATING SYSTEM/VIRTUAL STORAGE  
 (DL/I DOS/VS) GENERAL INFORMATION MANUAL - PROGRAM NUMBER  
 5746-XX1

DL/I DOS/VS, PROG. PROD. 5746-XX1 SPECIFICATIONS, VERSION 1 MOD 1  
 IBM SYSTEM/370 LOW-LEVEL CODE/CONTINUITY CHECK IN DATA  
 LANGUAGE/I DOS/VS PROGRAM REFERENCE AND OPERATIONS MANUAL  
 PROGRAM NUMBER 5746-XX1

\*\*GH20-4350 DATA LANGUAGE/I DOS/VS LISTING - PROG. NO. 5746-XX1  
 \*\*SH20-9046 DATA LANGUAGE/1 DISK OPERATING SYSTEM/VIRTUAL  
 STORAGE (DL/1 DOS/VS) LOGIC, PROG. PROD. 5746-XX1

\*\*LYB0-0839 DATA LANGUAGE/I-ENTRY DOS/VS (DL/I-ENTRY DOS/VS)  
 \*\*LY12-5016 GENERAL INFORMATION MANUAL, PROG. PROD. 5746-XX7

\*\*GH12-5115 DATA LANGUAGE/I-ENTRY DOS/VS (DL/I-ENTRY DOS/VS) APPLICATION  
 PROGRAMMING REFERENCE MANUAL PROG. PROD. 5746-XX7

\*\*SH12-5415 IBM SYSTEM/370 DATA LANGUAGE/I ENTRY DOS/VS  
 (DL/I ENTRY DOS/VS), PROG. PROD. 5746-XX7 DESIGN OBJECTIVES

\*\*GH20-4270 IBM SYSTEM/370 DATA LANGUAGE/I ENTRY DOS/VS (DL/I-ENTRY  
 DOS/VS), SPECIFICATIONS - PROG. PROD. 5746-XX7

\*\*GH20-4380 DOSMAP - DL/I DATA BASE MAPPING PROGRAMS 5796-PCW,  
 DESCRIPTION/OPERATIONS

\*\*SH20-1542 DOSMAP - DL/I DATA BASE MAPPING PROGRAMS SYSTEMS GUIDE PROG. NO. 5796-PCW  
 VANDL-1 PRPQ DESCRIPTION AND OPERATION MANUAL (VANCOUVER  
 DATA LANGUAGE ONE) - PROGRAM NUMBER 5799-AEY

\*\*LY20-2053 VANCOUVER DATA LANGUAGE-ONE (VANDL-1) SPECIFICATIONS - PROG. NO. 5799-AEY  
 \*\*SC09-0007 VANDL-1 LOGIC MANUAL - PROG. NO. 5799-AEY

\*\*GH20-4320 VANDL-1 - DL-I DATABASE UTILITY - FDP 5798-CDH, NOTICE  
 \*\*LY09-0012 VANDL-1 - DL/I DATABASE UTILITY - FDP 5798-CDH,  
 DESCRIPTION/OPERATIONS

\*\*GB21-1510 VANDL-1 - DL/I DATA BASE UTILITY ,FDP 5798-CDH SYSTEMS GUIDE  
 \*\*SB21-1511  
 \*\*LB21-1512

## DMS II

\*\*GH20-1251 DISPLAY MANAGEMENT SYSTEM II (DMS II) GENERAL INFORMATION  
 MANUAL - PROGRAM PRODUCTS 5734-XC4 AND 5736-XC4

\*\*SH20-1456 DISPLAY MANAGEMENT SYSTEM II (DMS II) OS/VS OPERATIONS GUIDE  
 PROGRAM NUMBER 5734-XC4

\*\*SH20-1457 DISPLAY MANAGEMENT SYSTEM II (DMS II) OS/VS PROGRAM  
 REFERENCE MANUAL - PROGRAM NUMBER 5734-XC4

\*\*GH20-4344 DISPLAY MANAGEMENT SYSTEM II (DMS II OS/VS) SPECIFICATIONS  
 PROGRAM PRODUCT 5734-XC4

\*\*LY20-0870 DISPLAY MANAGEMENT SYSTEM II (DMS II) OS/VS LOGIC MANUAL  
 PROGRAM NUMBER 5734-XC4

\*\*SH20-1572 DISPLAY MANAGEMENT SYSTEM II DOS/VS (DMS II)  
 OPERATIONS GUIDE, PROG. NO. 5736-XC4

\*\*SH20-1573 DISPLAY MANAGEMENT SYSTEM II -- DOS/VS (DMS II)  
 PROGRAM REFERENCE MANUAL, PROG. PROD. 5736-XC4

\*\*GH20-4366 DISPLAY MANAGEMENT SYSTEM II (DMS II DOS/VS)  
 PROGRAM PRODUCT 5736-XC4 SPECIFICATIONS

\*\*LY20-2043 DISPLAY MANAGEMENT SYSTEM II -- DOS/VS (DMS II) LOGIC  
 MANUAL, PROG. PROD. 5736-XC4

## GIS/2, GIS/VS

\*\*GH20-0892 IBM GENERALIZED INFORMATION SYSTEM VERSION 2 (GIS/2)  
 APPLICATION DESCRIPTION, PROG. NO. 5734-XX1

\*\*SH20-1030 IBM GENERALIZED INFORMATION SYSTEM VERSION 2 (GIS/2)  
 PROGRAM DESCRIPTION MANUAL, VOLUME 1: SYSTEM OVERVIEW  
 AND CONTROL, PROG. PROD. 5734-XX1

\*\*SH20-1032 IBM GENERALIZED INFORMATION SYSTEM, VERSION 2 (GIS/2)  
 OPERATIONS MANUAL - PROGRAM NUMBER 5734-XX1

\*\*SH20-1033 GENERALIZED INFORMATION SYSTEM VERSION 2 (GIS/2)  
 VOLUME 3, PROCEDURAL LANGUAGE - PROGRAM DESCRIPTION MANUAL  
 PROGRAM NUMBER 5734-XX1

\*\*SH20-1040 GENERALIZED INFORMATION SYSTEM VERSION 2 (GIS/2) VOLUME 2:  
 DATA DESCRIPTION LANGUAGE - PROGRAM DESCRIPTION MANUAL  
 PROGRAM NUMBER 5734-XX1

\*\*SH20-1177 PLANNING GUIDE FOR THE PL/1 QUERY SUPPORT FEATURE OF  
 GENERALIZED INFORMATION SYSTEM VERSION 2 (GIS/2), PROG. NO. 5734-XX1

\*\*GH20-4124 GENERALIZED INFORMATION SYSTEM, VERSION 2 (GIS/2)  
 SPECIFICATIONS SHEET PROGRAM NUMBER 5734-XX1

\*\*GH20-4170 GENERALIZED INFORMATION SYSTEM, VERSION 2 (GIS/2)  
 DESIGN OBJECTIVES - PROGRAM NUMBER 5734-XX1

\*\*GH20-9033 GENERALIZED INFORMATION SYSTEM, VERSION 2 (GIS/2) EXECUTIVE  
 QUERY REFERENCE (BASIC INTRODUCTION), PROG. NO. 5734-XX1

\*\*LYB0-0864 GENERALIZED INFORMATION SYSTEM VERSION 2 (GIS/2) BASIC  
 RETRIEVAL SYSTEM MICROFICHE - PROGRAM NUMBER 5734-XX1

\*\*LYB0-0865 GENERALIZED INFORMATION SYSTEM VERSION 2 (GIS/2) ARITHMETIC  
 STATEMENT FEATURE MICROFICHE - PROGRAM NUMBER 5734-XX1

\*\*LYB0-0866 GENERALIZED INFORMATION SYSTEM VERSION 2 (GIS/2)  
 TELEPROCESSING SUPPORT FEATURE MICROFICHE - PROG. NO. 5734-XX1

\*\*LYB0-0867 GENERALIZED INFORMATION SYSTEM VERSION 2 (GIS/2) CONTROL  
 STATEMENT FEATURE MICROFICHE - PROGRAM NUMBER 5734-XX1



\*\*LYB0-0868 GENERALIZED INFORMATION SYSTEM VERSION 2 (GIS/2) PROCESSING  
 STATEMENT FEATURE MICROFICHE - PROGRAM NUMBER 5734-XX1  
 \*\*LYB0-0869 GENERALIZED INFORMATION SYSTEM VERSION 2 (GIS/2) FORMAL  
 REPORT FEATURE MICROFICHE - PROGRAM NUMBER 5734-XX1  
 \*\*LYB0-0870 GENERALIZED INFORMATION SYSTEM VERSION 2 (GIS/2)  
 HIERARCHICAL FILE SUPPORT FEATURE MICROFICHE - PROGRAM  
 NUMBER 5734-XX1  
 \*\*LYB0-0871 GENERALIZED INFORMATION SYSTEM VERSION 2 (GIS/2) UPDATE AND  
 CREATE FEATURE MICROFICHE - PROGRAM NUMBER 5734-XX1  
 \*\*LYB0-0872 GENERALIZED INFORMATION SYSTEM VERSION 2 (GIS/2) UTILITY  
 FEATURE MICROFICHE - PROGRAM NUMBER 5734-XX1  
 \*\*LYB0-0873 GENERALIZED INFORMATION SYSTEM VERSION 2 (GIS/2) EDIT AND  
 ENCODE FEATURE MICROFICHE - PROGRAM NUMBER 5734-XX1  
 \*\*LYB0-0874 GENERALIZED INFORMATION SYSTEM VERSION 2 (GIS/2) FILE MODIFY  
 FEATURE MICROFICHE - PROGRAM NUMBER 5734-XX1  
 \*\*LYB0-0875 GENERALIZED INFORMATION SYSTEM VERSION 2 (GIS/2) DATA  
 LANGUAGE/1 QUERY SUPPORT FEATURE MICROFICHE - PROGRAM  
 NUMBER 5734-XX1  
 \*\*LYB0-0876 GENERALIZED INFORMATION SYSTEM VERSION 2 (GIS/2) EXTENDED  
 MULTI-FILE SUPPORT FEATURE MICROFICHE - PROGRAM NUMBER  
 5734-XX1  
 \*\*LY20-0696 GENERALIZED INFORMATION SYSTEM VERSION 2 (GIS/2) SYSTEM  
 MANUAL VOLUME 1 - PROGRAM NUMBER 5734-XX1 FEATURE NUMBER  
 8115  
 \*\*LY20-0697 GENERALIZED INFORMATION SYSTEM VERSION 2 (GIS/2) SYSTEM  
 MANUAL VOLUME 2 - PROGRAM NUMBER 5734-XX1 FEATURE NUMBER  
 8116  
 \*\*LY20-0698 GENERALIZED INFORMATION SYSTEM VERSION 2 (GIS/2) SYSTEM  
 MANUAL VOLUME 3 - PROGRAM NUMBER 5734-XX1 FEATURE NUMBER  
 8117  
 \*\*LY20-0699 IBM GENERALIZED INFORMATION SYSTEM VERSION 2 (GIS/2) SYSTEM  
 MANUAL SUPPLEMENT FOR THE ARITHMETIC STATEMENT FEATURE  
 PROGRAM NUMBER 5734-XX1 FEATURE NUMBER 8125  
 \*\*LY20-0700 IBM GENERALIZED INFORMATION SYSTEM VERSION 2 (GIS/2) SYSTEM  
 MANUAL SUPPLEMENT FOR THE TELEPROCESSING SUPPORT FEATURE  
 PROGRAM NUMBER 5734-XX1 FEATURE NUMBER 8123  
 \*\*LY20-0701 IBM GENERALIZED INFORMATION SYSTEM VERSION 2 (GIS/2) SYSTEM  
 MANUAL SUPPLEMENT FOR THE CONTROL STATEMENT FEATURE PROGRAM  
 NUMBER 5734-XX1 FEATURE NUMBER 8124  
 \*\*LY20-0702 IBM GENERALIZED INFORMATION SYSTEM VERSION 2 (GIS/2) SYSTEM  
 MANUAL SUPPLEMENT FOR THE PROCESSING STATEMENT FEATURE  
 PROGRAM NUMBER 5734-XX1 FEATURE NUMBER 8126  
 \*\*LY20-0703 IBM GENERALIZED INFORMATION SYSTEM VERSION 2 (GIS/2) SYSTEM  
 MANUAL SUPPLEMENT FOR THE FORMAL REPORT FEATURE PROGRAM  
 NUMBER 5734-XX1 FEATURE NUMBER 8119  
 \*\*LY20-0704 IBM GENERALIZED INFORMATION SYSTEM VOLUME 2 (GIS/2) SYSTEM  
 MANUAL SUPPLEMENT FOR THE HIERARCHIC FILE SUPPORT FEATURE  
 PROGRAM NUMBER 5734-XX1 FEATURE NUMBER 8120  
 \*\*LY20-0705 IBM GENERALIZED INFORMATION SYSTEM VOLUME 2 (GIS/2) SYSTEM  
 MANUAL SUPPLEMENT FOR THE FILE UPDATE AND CREATE FEATURE  
 PROGRAM NUMBER 5734-XX1 FEATURE NUMBER 8118  
 \*\*LY20-0706 IBM GENERALIZED INFORMATION SYSTEM VERSION 2 (GIS/2) SYSTEM  
 MANUAL SUPPLEMENT FOR THE UTILITY FEATURE PROGRAM NUMBER  
 5734-XX1 FEATURE NUMBER 8121  
 \*\*LY20-0707 IBM GENERALIZED INFORMATION SYSTEM VOLUME 2 (GIS/2) SYSTEM  
 MANUAL SUPPLEMENT FOR THE EDIT AND ENCODE FEATURE PROGRAM  
 NUMBER 5734-XX1 FEATURE NUMBER 8122  
 \*\*LY20-0708 IBM GENERALIZED INFORMATION SYSTEM VOLUME 2 (GIS/2) SYSTEM  
 MANUAL SUPPLEMENT FOR THE FILE MODIFY FEATURE PROGRAM  
 NUMBER 5734-XX1 FEATURE NUMBER 8127  
 \*\*LY20-0809 GENERALIZED INFORMATION SYSTEM VERSION 2 (GIS/2) SYSTEM  
 MANUAL SUPPLEMENT FOR THE PL/I QUERY SUPPORT FEATURE  
 PROGRAM NUMBER 5734-XX1  
 \*\*GH20-4367 GENERALIZED INFORMATION SYSTEM/VIRTUAL STORAGE (GIS/VS)  
 PROG. PROD. 5740-XX7 SPECIFICATIONS  
 \*\*GH20-9035 GENERALIZED INFORMATION SYSTEM VIRTUAL STORAGE (GIS/VS)  
 GENERAL INFORMATION MANUAL - PROGRAM NUMBER 5740-XX7  
 \*\*SH20-9036 GENERALIZED INFORMATION SYSTEM/VIRTUAL STORAGE (GIS/VS)  
 USER'S GUIDE, PROG. PROD. 5740-XX7  
 \*\*SH20-9037 GENERALIZED INFORMATION SYSTEM/VIRTUAL STORAGE (GIS/VS)  
 SYSTEM PROGRAMMER'S REFERENCE MANUAL 5740-XX7  
 \*\*SH20-9038 GENERALIZED INFORMATION SYSTEM/VIRTUAL STORAGE (GIS/VS)  
 LANGUAGE REFERENCE MANUAL - 5740-XX7  
 \*\*SH20-9039 GENERALIZED INFORMATION SYSTEM/VIRTUAL STORAGE (GIS/VS)  
 MESSAGES AND CODES, PROG. PROD. 5740-XX7  
 \*\*SH20-9040 GENERALIZED INFORMATION SYSTEM/VIRTUAL STORAGE (GIS/VS)  
 PLANNING AND OPERATION GUIDE FOR THE ADVANCED QUERY FEATURE  
 PROG. PROD. 5740-XX7

\*\*GH20-9043 GENERALIZED INFORMATION SYSTEM/VIRTUAL STORAGE (GIS/VS)  
 EXECUTIVE QUERY REFERENCE MANUAL, PROG. NO. 5740-XX7  
 \*\*LYB0-8023 GENERALIZED INFORMATION SYSTEM/VIRTUAL STORAGE (GIS/VS)  
 LISTINGS FOR BASIC QUERY FEATURE PROG. PROD. 5740-XX7  
 \*\*LYB0-8024 GENERALIZED INFORMATION SYSTEM/VIRTUAL STORAGE (GIS/VS)  
 LISTINGS FOR ADVANCED QUERY FEATURE PROG. PROD. 5740-XX7  
 \*\*LYB0-8025 GENERALIZED INFORMATION SYSTEM/VIRTUAL STORAGE (GIS/VS)  
 LISTINGS FOR MODIFY FEATURE PROG. PROD. 5740-XX7  
 \*\*LYB0-8026 GENERALIZED INFORMATION SYSTEM/VIRTUAL STORAGE (GIS/VS)  
 LISTINGS FOR THE UPDATE/CREATE FEATURE PROG. NO. 5740-XX7  
 \*\*LY20-8010 GENERALIZED INFORMATION SYSTEM/VIRTUAL STORAGE (GIS/VS)  
 PROGRAM LOGIC MANUAL VOLUME 1 - PROG. PROD. 5740-XX7  
 \*\*LY20-8011 GENERALIZED INFORMATION SYSTEM/VIRTUAL STORAGE (GIS/VS)  
 PROGRAM LOGIC MANUAL VOLUME 2 - PROG. NO. 5740-XX7  
 \*\*LY20-8012 GENERALIZED INFORMATION SYSTEM/VIRTUAL STORAGE (GIS/VS)  
 PROGRAM LOGIC MANUAL VOLUME 3 - PROG. NO. 5740-XX7  
 \*\*LY20-8013 GENERALIZED INFORMATION SYSTEM/VIRTUAL STORAGE (GIS/VS)  
 PROGRAM LOGIC MANUAL SUPPLEMENT FOR THE ADVANCED QUERY  
 FEATURE PROG. NO. 5740-XX7  
 \*\*LY20-8014 GENERALIZED INFORMATION SYSTEM/VIRTUAL STORAGE (GIS/VS)  
 PROGRAM LOGIC MANUAL SUPPLEMENT FOR THE MODIFY FEATURE  
 PROG. NO. 5740-XX7  
 \*\*LY20-8015 GENERALIZED INFORMATION SYSTEM/VIRTUAL STORAGE (GIS/VS)  
 PROGRAM LOGIC MANUAL SUPPLEMENT FOR THE UPDATE/CREATE  
 FEATURE - PROG. NO. 5740-XX7  
 \*\*GH19-0082 GENERALIZED INFORMATION SYSTEM DOS/VS, GENERAL INFORMATION  
 PROG. NO. 5799-ALX, PRPQ 8T0139  
 \*\*GH19-0084 GENERALIZED INFORMATION SYSTEM DOS/VS EXECUTIVE QUERY,  
 REFERENCE - PROG. NO. 5799-ALX, PRPQ 8T0139

IMS/2, IMS/VS

\*\*G320-1523 DBPROTOTYPE (5796-PBB), IMSMAP (5796-PBC), PLIMS (5796-PBF),  
 BTS (5796-PBD), TEST IMS UTILITIES (5796-PBE) ARE NOW READY  
 FOR SHIPMENT AVAILABILITY NOTICE  
 \*\*SH20-1306 BTS (BATCH TERMINAL SIMULATOR) PROGRAM  
 DESCRIPTION/OPERATIONS MANUAL - IUP NUMBER 5796-PBD  
 \*\*SH20-1360 3270 FORMATTING FEATURE FOR BATCH TERMINAL SIMULATOR (BTS)  
 IUP 5796-PBD DESCRIPTION/OPERATIONS  
 \*\*LY20-0774 BTS (BATCH TERMINAL SIMULATOR) SYSTEMS GUIDE - IUP NUMBER  
 5796-PBD  
 \*\*LY20-0931 3270 FORMATTING FEATURE FOR BTS, IUP 5796-PBD, SYSTEM  
 GUIDE (FEATURE 8073)  
 \*\*G320-1529 3270 FORMATTING FEATURE FOR BATCH TERMINAL SIMULATOR  
 IUP 5796-PBD - NOTICE  
 \*\*SH20-1540 BTS/VS - IUP 5796-PCZ, DESCRIPTION/OPERATIONS  
 \*\*LY20-2051 BTS/VS - IUP 5796-PCZ, SYSTEM GUIDE  
 \*\*G320-1539 BTS/VS - IUP 5796-PCZ, RELEASE NOTICE  
 \*\*GB21-1104 COBIMS - FDP 5798-AYK - AVAILABILITY NOTICE  
 \*\*SB21-1105 COBIMS - FDP 5798-AYK - DESCRIPTION/OPERATIONS  
 \*\*LB21-1106 COBIMS - FDP 5798-AYK - SYSTEMS GUIDE  
 \*\*GH20-1272 DATA BASE DESIGN EVALUATION (DBPROTOTYPE) GENERAL  
 INFORMATION MANUAL - IUP NUMBER 5796-PBB  
 \*\*SH20-1303 DBPROTOTYPE PROGRAM DESCRIPTION/OPERATIONS MANUAL - IUP  
 NUMBER 5796-PBB  
 \*\*LY20-0771 DATA BASE DESIGN EVALUATION (DBPROTOTYPE) PROGRAM SYSTEM  
 GUIDE - IUP NUMBER 5796-PBB  
 \*\*LY20-0947 DB PROTOTYPE/VS - IUP 5796-PCX, SYSTEM GUIDE  
 \*\*G320-1535 DB PROTOTYPE/VS - IUP 5796-PCX, RELEASE NOTICE  
 \*\*SH20-1368 DATA COMMUNICATION ANALYZER (DCANALYZER) IUP 5796-PCA  
 DESCRIPTION/OPERATIONS  
 \*\*LY20-0937 DATA COMMUNICATIONS ANALYZER (DCANALYZER)  
 PROGRAM NUMBER 5796-PCA  
 \*\*G320-1532 DATA COMMUNICATION ANALYZER FOR IMS DB/DC (DCANALYZER) :  
 IUP 5796-PCA NOTICE  
 \*\*GB21-1279 GIS/DDT TRANSLATION FROM IMS/DBD - FDP 5798-BBN, NOTICE  
 \*\*SB21-1280 GIS/DDT TRANSLATION FROM IMS/DBD - FDP 5798-BBN,  
 DESCRIPTION/OPERATIONS  
 \*\*LB21-1281 GIS/DDT TRANSLATION FROM IMS/DBD - FDP 5798-BBN, SYSTEM  
 GUIDE  
 \*\*GH20-0765 INFORMATION MANAGEMENT SYSTEM/360, VERSION 2, GENERAL  
 INFORMATION MANUAL: PROG. PROD. 5734-XX6

\*\*SH20-0910 INFORMATION MANAGEMENT SYSTEM/360, VERSION 2  
 SYSTEM/APPLICATION DESIGN GUIDE PROG. NO. 5734-XX6  
 \*\*SH20-0911 INFORMATION MANAGEMENT SYSTEM/360, VERSION 2  
 SYSTEM PROGRAMMING REFERENCE MANUAL  
 PROGRAM NUMBER 5734-XX6  
 \*\*SH20-0912 INFORMATION MANAGEMENT SYSTEM/360, VERSION 2  
 APPLICATION PROGRAMMING REFERENCE MANUAL  
 PROGRAM NUMBER 5734-XX6  
 \*\*SH20-0913 INFORMATION MANAGEMENT SYSTEM/360, VERSION 2,  
 OPERATOR'S REFERENCE MANUAL PROG. NO. 5734-XX6  
 \*\*SH20-0914 INFORMATION MANAGEMENT SYSTEM/360, VERSION 2,  
 MESSAGES AND CODES REFERENCE MANUAL,  
 PROGRAM NUMBER 5734-XX6  
 \*\*SH20-0915 INFORMATION MANAGEMENT SYSTEM/360 VERSION 2  
 UTILITIES REFERENCE MANUAL, PROG. NO. 5734-XX6  
 \*\*SH20-1007 INFORMATION MANAGEMENT SYSTEM/360 VERSION 2 MASTER INDEX  
 PROGRAM NUMBER 5734-XX6  
 \*\*GH20-4106 INFORMATION MANAGEMENT SYSTEM/360 (IMS/360) VERSION 2  
 SPECIFICATIONS - PROGRAM PRODUCT 5734-XX6  
 \*\*LYB0-0631 INFORMATION MANAGEMENT SYSTEM (IMS/360) VERS. 2  
 DATA BASE LISTINGS, VOL. 3, PROG. PROD. 5734-XX6  
 \*\*LYB0-0632 INFORMATION MANAGEMENT SYSTEM/360, VERSION 2, VOLUME 4,  
 DATA COMMUNICATION LISTINGS, MICROFICHE  
 PROG. PROD. 5734-XX6, FEATURE CODE 8083  
 \*\*LY20-0629 INFORMATION MANAGEMENT SYSTEM/360, VERSION 2  
 PROGRAM NUMBER 5734-XX6  
 SYSTEM MANUAL - LOGIC VOLUME I, FEATURE CODE 8080  
 \*\*LY20-0630 IMS/360, VERSION 2, SYSTEM MANUAL VOL. 2 - FLOWCHARTS,  
 PROG. PROD. 5734-XX6  
 \*\*GB21-1336 IMS DC MONITOR FDP 5798-BDF, NOTICE  
 \*\*SB21-1337 IMS DC MONITOR - FDP 5798-BDF, DESCRIPTION/OPERATIONS  
 \*\*LB21-1338 IMS DC MONITOR-FDP 5798-BDF SYSTEMS GUIDE  
 \*\*GB21-1255 IMS DICTIONARY SYSTEM - FDP 5798-BBA - NOTICE  
 \*\*SB21-1256 IMS DICTIONARY SYSTEM - FDP 5798-BBA DESCRIPTION/OPERATIONS  
 \*\*LB21-1257 IMS DICTIONARY SYSTEM - FDP 5798-BBA - SYSTEMS GUIDE  
 \*\*GB21-1586 IMS DICTIONARY SYSTEM ENHANCEMENTS - FDP 5798-CEE, NOTICE  
 \*\*SB21-1587 IMS DICTIONARY SYSTEM ENHANCEMENTS - FDP 5798-CEE,  
 DESCRIPTION/OPERATIONS  
 \*\*GB21-1092 IMS LOW-LEVEL CODING & CONTINUITY CHECKING SUBPROGRAM:  
 FDP 5798-AYN NOTICE  
 \*\*G320-1523 DBPROTOTYPE (5796-PBB), IMSMAP (5796-PBC), PLIMS (5796-PBF),  
 BTS (5796-PBD), TEST IMS UTILITIES (5796-PBE) ARE NOW READY  
 FOR SHIPMENT AVAILABILITY NOTICE  
 \*\*SH20-1305 IMSMAP - DATA BASE MAPPING PROGRAMS - PROGRAM DESCRIPTION/  
 OPERATIONS MANUAL - IUP NUMBER 5796-PBC  
 \*\*LY20-0773 IMSMAP - DATA BASE MAPPING PROGRAMS SYSTEM GUIDE - IUP  
 NUMBER 5796-PBC  
 \*\*SH20-1539 IMSMAP/VIS - IUP 5796-PCY, DESCRIPTION/OPERATIONS  
 \*\*LY20-2050 IMSMAP/VIS - IUP 5796-PCY, SYSTEM GUIDE  
 \*\*G320-1538 IMSMAP/VIS - IUP 5796-PCY, RELEASE NOTICE  
 \*\*GH20-1260 INFORMATION MANAGEMENT SYSTEM VIRTUAL STORAGE (IMS/VIS)  
 GENERAL INFORMATION MANUAL PROG. NO. 5740-XX2  
 \*\*GH20-4267 INFORMATION MANAGEMENT SYSTEM/VIRTUAL STORAGE (IMS/VIS)  
 VERSION 1 MODIFICATION LEVEL 1 DESIGN OBJECTIVES  
 PROG. NO. 5740-XX2  
 \*\*GH20-4355 INFORMATION MANAGEMENT SYSTEM VIRTUAL STORAGE (IMS/VIS)  
 SPECIFICATIONS VERSION 1 MODIFICATION LEVEL 0  
 PROG. NO. 5740-XX2  
 \*\*SH20-9025 INFORMATION MANAGEMENT SYSTEM/VIRTUAL STORAGE (IMS/VIS)  
 SYSTEM/APPLICATION DESIGN GUIDE, PROG. PROD. 5740-XX2  
 \*\*SH20-9026 INFORMATION MANAGEMENT SYSTEM/VIRTUAL STORAGE (IMS/VIS)  
 APPLICATION PROGRAMMING REFERENCE MANUAL PROG. NO. 5740-XX2  
 \*\*SH20-9027 INFORMATION MANAGEMENT SYSTEM/VIRTUAL STORAGE (IMS/VIS)  
 SYSTEM PROGRAMMING REFERENCE - PROG, NO. 5740-XX2  
 \*\*SH20-9028 INFORMATION MANAGEMENT SYSTEM/VIRTUAL STORAGE (IMS/VIS)  
 OPERATOR'S REFERENCE - PROG. NO. 5740-XX2  
 \*\*SH20-9029 INFORMATION MANAGEMENT SYSTEM/VIRTUAL STORAGE (IMS/VIS)  
 UTILITIES REFERENCE MANUAL - PROG. NO. 5740-XX2  
 \*\*SH20-9030 INFORMATION MANAGEMENT SYSTEM (IMS/VIS) MESSAGES AND CODES  
 REFERENCE MANUAL - PROG. NO. 5740-XX2  
 \*\*GH20-9034 INFORMATION MANAGEMENT SYSTEM/VIRTUAL STORAGE (IMS/VIS)  
 CONVERSION PLANNING GUIDE - PROGRAM NUMBER 5740-XX2  
 \*\*SH20-9050 INFORMATION MANAGEMENT SYSTEM/VIRTUAL STORAGE (IMS/VIS)  
 PLANNING FOR THE IBM 3600 FINANCIAL COMMUNICATION SYSTEM -  
 PROG. PROD. 5740-XX2  
 \*\*LYB0-8016 INFORMATION MANAGEMENT SYSTEM/VIRTUAL STORAGE (IMS/VIS)  
 DATA BASE LISTINGS - SYSTEM MANUAL VOL III  
 PROG. PROD. 5740-XX2

**\*\*LYB0-8017** INFORMATION MANAGEMENT SYSTEM/VVS (IMS/VVS)  
 DATA COMMUNICATION LISTINGS FEATURE SYSTEM MANUAL VOL. IV  
 PROG. PROD. 5740-XX2  
**\*\*LY20-8004** INFORMATION MANAGEMENT SYSTEM/VIRTUAL STORAGE (IMS/VVS)  
 SYSTEM MANUAL - VOLUME I - NARRATIVE - PROG. No. 5740-XX2  
**\*\*LY20-8005** INFORMATION MANAGEMENT SYSTEM/VIRTUAL STORAGE (IMS/VVS)  
 SYSTEM MANUAL VOLUME II - FLOWCHARTS PROG. NO. 5740-XX2  
**\*\*GH20-1074** INTERACTIVE QUERY FACILITY (IQF) FOR IMS/360 VERSION 2  
 PROGRAM NUMBER 5734-XX6 - GENERAL INFORMATION MANUAL  
**\*\*GH20-1222** INTERACTIVE QUERY FACILITY (IQF) INTRODUCTION LANGUAGE GUIDE  
 PROGRAM NUMBER 5734-XX6  
**\*\*GH20-1223** IQF TERMINAL USERS REFERENCE GUIDE (INTERACTIVE QUERY  
 FACILITY) (IMS/360) - PROGRAM NUMBER 5734-XX6  
**\*\*GH20-4316** INTERACTIVE QUERY FACILITY (IQF) FOR IMS (5734-XX6) AND  
 IMS/VVS (5740-XX2): PROG. PROD. SPECIFICATIONS  
**\*\*LYB0-0834** INTERACTIVE QUERY FEATURE (IQF) TO IMS/360: MICROFICHE  
 LISTINGS - PROGRAM NUMBER 5734-XX6  
**\*\*LYB0-8018** INFORMATION MANAGEMENT SYSTEM/VVS (IMS/VVS)  
 INTERACTIVE QUERY FACILITY (IQF) SYSTEM MANUAL  
 VOL. VI - PROG. PROD. 5740-XX2  
**\*\*LY20-0829** INTERACTIVE QUERY FACILITY (IQF) FOR IMS/360 VERSION 2  
 SYSTEM MANUAL VOLUME V, PROG. PROD. 5734-XX6  
**\*\*GB21-1401** IMS LOG TAPE ANALYSIS - FDP 5798-CAQ, NOTICE  
**\*\*SB21-1402** IMS LOG TAPE ANALYSIS - FDP 5798-CAQ, DESCRIPTION/OPERATIONS  
**\*\*LB21-1403** IMS LOG TAPE ANALYSIS - FDP 5798-CAQ, SYSTEMS GUIDE  
**\*\*GB21-1581** IMS MONITOR SUMMARY AND SYSTEMS ANALYSIS PROGRAMS - FDP  
 5798-CDT, NOTICE  
**\*\*SB21-1582** IMS MONITOR SUMMARY AND SYSTEMS ANALYSIS PROGRAMS - FDP  
 5798-CDT, DESCRIPTION/OPERATIONS  
**\*\*GH20-1273** PROGRAMMING LANGUAGE FOR IMS-PLIMS GENERAL INFORMATION  
 MANUAL - IUP NUMBER 5796-PBF  
**\*\*SH20-1304** PROGRAMMING LANGUAGE FOR IMS - PLIMS PROGRAM  
 DESCRIPTION/OPERATIONS MANUAL - IUP NUMBER 5796-PBF  
**\*\*LY20-0772** PROGRAMMING LANGUAGE FOR IMS-PLIMS SYSTEM GUIDE - IUP  
 NUMBER 5796-PBF  
**\*\*SH20-1307** TEST IMS UTILITIES PROGRAM DESCRIPTION/OPERATIONS MANUAL  
 IUP NUMBER 5796-PBE  
**\*\*LY20-0775** TEST IMS UTILITIES PROGRAM SYSTEMS GUIDE - IUP NUMBER  
 5796-PBE  
**\*\*G320-1540** TEST IMS/VVS UTILITIES - IUP 5796-PDA, RELEASE NOTICE  
**\*\*SH20-1541** TEST IMS/VVS UTILITIES - IUP 5796-PDA, DESCRIPTION/OPERATIONS  
**\*\*LY20-2052** TEST IMS/VVS UTILITIES PROGRAM DESCRIPTION/OPERATIONS MANUAL  
 PROG. NO. 5796-PDA  
**\*\*GB21-1425** IMS/VVS 2260-3270 CONVERSION AID - FDP 5798-CBB, NOTICE  
**\*\*SB21-1426** IMS/VVS 2260-3270 CONVERSION AID - FDP 5798-CBB,  
 DESCRIPTION/OPERATIONS  
**\*\*LB21-1427** IMS/VVS 2260-3270 CONVERSION AID - FDP 5798-CBB, SYSTEMS  
 GUIDE  
**\*\*SH20-1390** 3270 SCREEN IMAGE PROCESSOR FOR IMS AND IMS/VVS - IUP  
 5796-AFC, DESCRIPTION/OPERATIONS  
**\*\*LY20-0946** 3270 SCREEN IMAGE PROCESSOR FOR IMS AND IMS/VVS - IUP  
 5796-AFC, SYSTEM GUIDE  
**\*\*G320-8099** 3270 SCREEN IMAGE PROCESSOR FOR IMS AND IMS/VVS - IUP  
 5796-AFC, RELEASE NOTICE

**VIDEO/370**

**\*\*GC27-6967** PROGRAM PRODUCT SPECIFICATIONS VIDEO/370 OS - PROGRAM NUMBER  
 5734-RC5  
**\*\*GC27-6969** PROGRAM PRODUCT SPECIFICATIONS VIDEO/370 DOS - PROGRAM  
 NUMBER 5736-RC3  
**\*\*SC27-6955** VIDEO/370 USERS GUIDE - PROGRAM PRODUCTS 5734-RC5, 5736-RC3  
**\*\*SC27-6960** VIDEO/370 SYSTEM INFORMATION MANUAL - PROG. NOS.  
 5736-RC3 AND 5734-RC5  
**\*\*GC28-8313** VIDEO/370 INCLUDING THE CICS FEATURE GENERAL INFORMATION  
 PROGRAM NUMBERS 5734-RC5 AND 5736-RC3  
**\*\*LY27-7230** VIDEO/370 LOGIC MANUAL - PROGRAM NUMBERS 5734-RC5, 5736-RC3  
**\*\*LYC7-5048** OS VIDEO/370 LISTINGS, PROG. PROD. 5734-RC5  
**\*\*LYC7-5049** DOS VIDEO/370 LISTINGS - PROGRAM PRODUCT 5736-RC3  
**\*\*GB21-1210** ON-LINE PREPARATION OF VIDEO/370 FORMATS  
 FDP 5798-BAC, NOTICE  
**\*\*SB21-1211** ON-LINE PREPARATION OF VIDEO/370 FORMATS  
 FDP 5798-BAC, DESCRIPTION/OPERATIONS  
**\*\*LB21-1212** ON-LINE PREPARATION OF VIDEO/370 FORMATS  
 FDP 5798-BAC - SYSTEMS GUIDE

Other DB/DC

\*\*GB21-1441 CICS/M.T.C.S. 3270 SCREEN FORMAT UTILITY - FDP 5798-CBH, NOTICE  
\*\*SB21-1442 CICS/M.T.C.S. 3270 SCREEN FORMAT UTILITY - FDP 5798-CBH,  
DESCRIPTION/OPERATIONS  
\*\*LB21-1443 CICS/M.T.C.S. 3270 SCREEN FORMAT UTILITY - FDP 5798-CBH,  
SYSTEMS GUIDE  
\*\*GB21-0683 MINIMUM TELE-COMMUNICATION SYSTEM FOR S/370 AVAILABILITY  
NOTICE - FDP NUMBER 5798-ALN  
\*\*SB21-0684 MINIMUM TELE-COMMUNICATION SYSTEM FOR S/370 PROGRAM  
DESCRIPTION/OPERATIONS MANUAL - FDP NUMBER 5798-ALN  
\*\*LB21-0685 MINIMUM TELE-COMMUNICATION SYSTEM FOR S/370 SYSTEMS GUIDE  
FDP NUMBER 5798-ALN

OTHER LICENSED PROGRAMS (20-40)

20 General Information

\*\*GC28-8200 SYSTEM/370 PROGRAM PRODUCTS: LANGUAGE AND SORT PROCESSORS  
-OS, DOS, VM/370-CMS (CATALOG)

21 Assembler

\*\*GC26-3735 OS ASSEMBLER H, PROG. PROD. 5734-AS1 DESIGN OBJECTIVES  
\*\*GC26-3743 OS ASSEMBLER H, PROG. PROD. 5734-AS1 SPECIFICATIONS  
\*\*GC26-3758 OS ASSEMBLER H GENERAL INFORMATION MANUAL, PROG. #5734-AS1  
\*\*SC26-3759 OS ASSEMBLER H PROGRAMMER'S GUIDE, PROG. NO. 5734-AS1  
\*\*SC26-3768 OS ASSEMBLER H SYSTEM INFORMATION, PROG. NO. 5734-AS1  
\*\*SC26-3770 OS ASSEMBLER H MESSAGES, PROG. NO. 5734-AS1  
\*\*GC26-3771 OS ASSEMBLER H LANGUAGE, PROG. NO. 5734-AS1  
\*\*LY26-3760 OS ASSEMBLER H LOGIC PROG. NO. 5734-AS1  
\*\*LCB6-3772 IBM SYSTEM/360 OS ASSEMBLER H - PROGRAM NUMBER 5734-AS1  
\*\*GB21-1008 DOS/VS ASSEMBLER TESTING AID - FDP NUMBER 5798-AWJ NOTICE  
\*\*SB21-1009 DOS/VS ASSEMBLER TESTING AID - FDP NUMBER 5798-AWJ  
DESCRIPTION/OPERATIONS  
\*\*LB21-1010 DOS/VS ASSEMBLER TESTING AID - FDP NUMBER 5798-AWJ SYSTEMS  
GUIDE  
\*\*GC26-3734 IBM SYSTEM/360 OPERATING SYSTEM TIME SHARING OPTION:  
TSO ASSEMBLER PROMPTER DESIGN OBJECTIVES, PROGRAM 5734-CP2  
\*\*SC26-3740 OS TSO ASSEMBLER PROMPTER USER'S GUIDE, PROG. NO. 5734-CP2  
\*\*GC26-3782 IBM SYSTEM/360 OPERATING SYSTEM TIME SHARING OPTION  
ASSEMBLER PROMPTER PROGRAM PRODUCT SPECIFICATIONS  
PROGRAM NUMBER 5734-CP2  
\*\*SC33-4029 OS TSO ASSEMBLER PROMPTER INSTALLATION REFERENCE MANUAL  
PROGRAM NUMBER 5734-CP2  
\*\*LYC7-5037 ASSEMBLER F PROMPTER MICROFICHE LISTING, PROG PROD 5734-CP2  
\*\*LY26-3737 IBM SYSTEM/360 OPERATING SYSTEM TIME SHARING OPTION  
ASSEMBLER PROMPTER PROGRAM LOGIC MANUAL PROG. NO. 5734-CP2

22 APL

\*\*GH20-0689 APL/360 PRIMER, STUDENT TEXT  
\*\*SC20-1845 APL/CMS INSTALLATION MANUAL, PRPQ MF2608 - PROG. NO. 5799-ALK  
\*\*SC20-1846 APL/CMS USER'S MANUAL, PRPQ MF2608 - PROG. NO. 5799-ALK  
\*\*GC26-3847 APL LANGUAGE (PRPQS WEL191 & MF2608) REFERENCE PROG. NOS.  
5799-ALK, 5799-AJF  
\*\*GH20-4370 APL/CMS SPECIFICATIONS - PROG. NO. 5799-ALK, PRPQ MF2608  
\*\*GH20-4047 APL/360 OS SPECIFICATIONS - PROGRAM PRODUCT 5734-XM6  
\*\*GH20-4046 APL/360 DOS: SPECIFICATIONS, PROG. NO. 5736-XM6  
\*\*GH20-0850 APL/360 - OS (5734-XM6) AND APL/360 - DOS (5736-XM6)  
GENERAL INFORMATION MANUAL  
\*\*SH20-0938 APL/360 - DOS OPERATIONS AND INSTALLATION MANUAL,  
PROGRAM NUMBER 5736-XM6  
\*\*GH20-0906 APL/360-OS (5734-XM6), APL/360-DOS (5736-XM6),  
USER'S MANUAL  
\*\*LY20-0678 APL/360-OS AND APL/360-DOS SYSTEM MANUAL FEATURE NOS. 8091, 8034  
PROG. NOS. 5734-XM6, 5736-XM6  
\*\*LYB0-0626 APL/360 - DOS ASSEMBLY LISTINGS,  
PROGRAM NUMBER 5736-XM6, FEATURE CODE 8065,  
FE SERVICE NUMBER 200157  
\*\*GB21-0414 GRAPHS AND HISTOGRAMS IN APL AVAILABILITY NOTICE - FDP  
NUMBER 5798-AGL  
\*\*SB21-0415 GRAPHS AND HISTOGRAMS IN APL PROGRAM DESCRIPTION/OPERATIONS  
MANUAL - FDP NUMBER 5798-AGL  
\*\*LB21-0416 GRAPHS AND HISTOGRAMS IN APL SYSTEMS GUIDE - FDP NUMBER  
5798-AGL  
\*\*SH20-1460 APL SHARED VARIABLES (APLSV) USER'S GUIDE (PRPQ WEL191)  
PROG. NO. 5799-AJF  
\*\*SH20-1461 APL SHARED VARIABLES (APLSV) PROGRAMMING RPQ WE1191  
OPERATIONS GUIDE - PROGRAM NUMBER 5799-AJF

\*\*GH20-4347 APL SHARED VARIABLES (APLSV) - PROGRAM NO. 5799-AJF  
 (PRPQ NUMBER WE1191) - SPECIFICATIONS SHEET  
 \*\*LYB0-2010 A PROGRAMMING LANGUAGE SHARED VARIABLE LISTINGS (APLSV)  
 PRPQ 5799-AJF

23 BASIC

\*\*GC28-8302 IBM SYSTEM/370 VS BASIC GENERAL INFORMATION - PROGRAM NUMBER  
 5748-XX1  
 \*\*GC28-8303 SYSTEM/370 VS BASIC LANGUAGE  
 \*\*SC28-8308 SYSTEM/370 VS BASIC DOS/V5 AND OS/V5 PROGRAMMER'S GUIDE  
 PROG. NO. 5748-XX1  
 \*\*SC28-8309 SYSTEM/370 VS BASIC INSTALLATION REFERENCE MATERIAL  
 PROGRAM NUMBER 5748-XX1  
 \*\*GC28-8311 SYSTEM/370 VS BASIC, PROG. PROD. 5748-XX1 SPECIFICATIONS  
 \*\*LY28-6422 SYSTEM/370 VS BASIC: PROGRAM LOGIC, PROG. PROD. 5748-XX1  
 \*\*SC28-8306 SYSTEM/370 VS BASIC CMS TERMINAL USER'S GUIDE  
 PROG. NO. 5748-XX1  
 \*\*SC28-8310 B IS FOR BASIC AN INTRODUCTION TO VS BASIC UNDER CMS  
 PROG. NO. 5748-XX1  
 \*\*SC28-8300 B IS FOR BASIC AN INTRODUCTION TO VS BASIC UNDER TSO  
 PROG. NO. 5748-XX1  
 \*\*SC28-8304 SYSTEM/370 VS BASIC TSO TERMINAL USER'S GUIDE PROGRAM  
 NUMBER 5748-XX1  
 \*\*SX28-6385 SYSTEM/370 VS BASIC (TSO REFERENCE SUMMARY)  
 PROG. NO. 5748-XX1

24 COBOL

\*\*GX28-8195 IBM GUIDE TO AMERICAN NATIONAL STANDARD COBOL REFERENCE CARD  
 \*\*GC28-6436 IBM SYSTEM/360 OS FULL AMERICAN NATIONAL STANDARD COBOL  
 COMPILER AND LIBRARY, VERSION 3, PROGRAM PRODUCT  
 SPECIFICATIONS (PPS) - PROGRAM NUMBER 5734-CB1  
 \*\*GC28-6407 IBM OS FULL AMERICAN NATIONAL STANDARD COBOL COMPILER AND  
 LIBRARY, VERSION 3: GENERAL INFORMATION, PROG. NO. 5734-CB1  
 \*\*SC28-6437 IBM SYSTEM/360 OPERATING SYSTEM FULL AMERICAN NATIONAL  
 STANDARD COBOL COMPILER AND LIBRARY, VERSION 3, PROGRAMMER'S  
 GUIDE - PROGRAM NUMBER 5734-CB1  
 \*\*SC28-6432 IBM SYSTEM/360 OPERATING SYSTEM  
 FULL AMERICAN NATIONAL STANDARD COBOL COMPILER AND LIBRARY,  
 VERSION 3, INSTALLATION REFERENCE MANUAL,  
 PROGRAM NUMBER 5734-CB1  
 \*\*LY28-6407 IBM SYSTEM/360 OPERATING SYSTEM  
 FULL AMERICAN NATIONAL STANDARD COBOL COMPILER AND LIBRARY,  
 VERSION 3 PROGRAM LOGIC MANUAL, PROGRAM NUMBER 5734-CB1  
 \*\*LYC7-5023 SYSTEM/360 OPERATING SYSTEM AMERICAN NATIONAL STANDARD  
 (ANS) COBOL VERSION 3 LISTINGS - PROGRAM NUMBER 5734-CB1  
 \*\*LYC7-5038 IBM SYSTEM/360/370 OS FULL ANS COBOL VERSION 3  
 COMPILER AND LIBRARY - LISTINGS, PROG. PROD. 5734-CB1  
 \*\*LYC7-5039 OS FULL COBOL COMPILER VERSION 3 AND TSO COBOL PROMPTER:  
 PROGRAM LISTINGS, PROG. NOS. 5734-CP1, 5734-CB3  
 \*\*GC28-6396 IBM OS FULL ANS COBOL, PROG. NOS. 360S-CB-545 (V2), 5734-  
 CB1 (V3), 5734-CB2 (V4 COMP & LIB), 5734-LM2 (V4 LIB ONLY),  
 5740-CB1 (OS/V5 COMP & LIB), 5740-LM1 (OS/V5 LIB ONLY)  
 \*\*GC28-6464 IBM OS FULL AMERICAN NATIONAL STANDARD COBOL COMPILER AND  
 LIBRARY, VERSION 4 - PROGRAM PRODUCT SPECIFICATIONS -  
 PROGRAM NUMBERS 5734-CB2, 5734-LM2  
 \*\*GC28-6431 OS FULL AMERICAN NATIONAL STANDARD COBOL COMPILER AND  
 LIBRARY, VERSION 4, PLANNING GUIDE - PROGRAM  
 NOS. 5734-CB2, -LM2  
 \*\*SC28-6456 IBM OS FULL AMERICAN NATIONAL STANDARD COBOL COMPILER AND  
 LIBRARY VERSION 4, PROGRAMMERS GUIDE - PROGRAM PRODUCTS  
 5734-CB2 AND 5734-LM2  
 \*\*SC28-6458 IBM OS FULL AMERICAN NATIONAL STANDARD COBOL COMPILER AND  
 LIBRARY, VERSION 4, INSTALLATION REFERENCE MATERIAL, PROG.  
 NOS. 5734-CB2, LM2  
 \*\*SC28-6457 IBM OS FULL AMERICAN NATIONAL STANDARD COBOL COMPILER AND  
 LIBRARY, VERSION 4, MESSAGES, PROG. NOS. 5734-CB2, LM2  
 \*\*LY28-6420 IBM S/360 OPERATING SYSTEM: FULL AMERICAN NATIONAL STANDARD  
 COBOL COMPILER V4 - PROGRAM LOGIC MANUAL - PROGRAM PRODUCT  
 5734-CB2  
 \*\*LY28-6419 IBM S/360 OPERATING SYSTEM: FULL AMERICAN NATIONAL STANDARD  
 COBOL SUBROUTINE LIBRARY V4 PLM - PROGRAM PRODUCTS 5734-CB2,  
 5734-LM2

**\*\*LYC7-5045** OS ANS COBOL COMPILER & LIBRARY LISTINGS, PROG. 5734-CB2  
**\*\*GC28-6443** IBM DOS FULL ANS COBOL COMPILER VERSION 3, PROG. PROD.  
 5736-CB2 SPECIFICATIONS  
**\*\*GC28-6444** IBM SYSTEM/360 DISK OPERATING SYSTEM: FULL AMERICAN NATIONAL  
 STANDARD COBOL OBJECT TIME SUBROUTINE LIBRARY  
 PROGRAM PRODUCT SPECIFICATIONS - PROGRAM NUMBER 5736-LM2  
**\*\*GC28-6421** IBM DOS FULL AMERICAN NATIONAL STANDARD COBOL COMPILER AND  
 LIBRARY, VERSION 3, RELEASE 2, GENERAL INFORMATION MANUAL  
 PROG. NOS. 5736-CB2 (COMPILER), 5736-LM2 (LIBRARY)  
**\*\*SC28-6441** IBM SYSTEM/360 DISK OPERATING SYSTEM: FULL AMERICAN  
 NATIONAL STANDARD COBOL COMPILER AND LIBRARY, VERSION 3  
 SYSTEM REFERENCE LIBRARY PROGRAMMER'S GUIDE  
 PROGRAM NUMBERS 5736-CB2, 5736-LM2  
**\*\*GC28-6394** DOS FULL ANS COBOL, PROG. NOS. 360N-CB-482 (V1 & V2),  
 5736-CB2, LM2 (V3), 5746-CB1, LM4 (DOS/V3)  
**\*\*SC28-6442** IBM DOS FULL AMERICAN NATIONAL STANDARD COBOL COMPILER  
 AND LIBRARY, VERSION 3 INSTALLATION REFERENCE MATERIAL  
 PROG. NOS. 5736-CB2, 5736-LM2  
**\*\*LY28-6412** IBM SYSTEM/360 DISK OPERATING SYSTEM FULL AMERICAN NATIONAL  
 STANDARD COBOL COMPILER VERSION 3, PROGRAM LOGIC MANUAL  
 PROGRAM PRODUCT 5736-CB2  
**\*\*LY28-6413** IBM SYSTEM/360 DISK OPERATING SYSTEM FULL AMERICAN NATIONAL  
 STANDARD COBOL SUBROUTINE LIBRARY, VERSION 3  
 PROGRAM LOGIC MANUAL - PROGRAM NUMBER 5736-LM2  
**\*\*LYC7-5030** DOS ANS COBOL COMPILER V3 LISTINGS - PROG. NO. 5736-CB2  
**\*\*LYC7-5031** DOS FULL ANS COBOL LIBRARY V3, LISTINGS, PROG. NO. 5736-LM2  
**\*\*GC28-6450** IBM SYSTEM/360 DISK OPERATING SYSTEM SUBSET AMERICAN  
 NATIONAL STANDARD COBOL COMPILER AND LIBRARY (PROGRAM  
 PRODUCT SPECIFICATIONS) PROGRAM NUMBER 5736-CB1  
**\*\*GC28-6402** IBM SYSTEM/360 DISK OPERATING SYSTEM:  
 AMERICAN NATIONAL STANDARD SUBSET COBOL COMPILER  
 GENERAL INFORMATION MANUAL  
**\*\*SC28-6439** IBM SYSTEM/360 DISK OPERATING SYSTEM SUBSET AMERICAN  
 NATIONAL STANDARD COBOL COMPILER AND LIBRARY  
 PROGRAMMER'S GUIDE - PROGRAM NUMBER 5736-CB1  
**\*\*GC28-6403** IBM SYSTEM/360 DISK OPERATING SYSTEM:  
 AMERICAN NATIONAL STANDARD SUBSET COBOL  
 MANUAL, PROG. NO. 5736-CB1  
**\*\*SC28-6438** IBM SYSTEM/360 DISK OPERATING SYSTEM SUBSET AMERICAN  
 NATIONAL STANDARD COBOL COMPILER AND LIBRARY  
 INSTALLATION REFERENCE MATERIAL - PROGRAM NUMBER 5736-CB1  
**\*\*LY28-6414** IBM SYSTEM/360 DISK OPERATING SYSTEM SUBSET AMERICAN  
 NATIONAL STANDARD COBOL COMPILER AND LIBRARY PROGRAM LOGIC  
 MANUAL - PROGRAM NUMBER 5736-CB1  
**\*\*LYC7-5041** DOS SUBSET COMPILER & LIBRARY LISTINGS - PROG. NO. 5736-CB1  
**\*\*GB21-0836** BURROUGHS 2500 SERIES COBOL TO IBM ANS COBOL CONVERSION AID  
 AVAILABILITY NOTICE - FDP NUMBER 5798-APH  
**\*\*SB21-0837** BURROUGHS 2500 SERIES COBOL TO IBM ANS COBOL CONVERSION AID  
 PROGRAM DESCRIPTION/OPERATIONS MANUAL - FDP NUMBER 5798-APH  
**\*\*LB21-0838** BURROUGHS 2500 SERIES COBOL TO IBM ANS COBOL CONVERSION AID  
 SYSTEMS GUIDE - FDP NUMBER 5798-APH  
**\*\*GB21-1447** CONVERSION AID: IBM DOS/V3 ANS COBOL FROM BURROUGHS  
 B5500 COBOL - FDP 5798-CBP, NOTICE  
**\*\*SB21-1448** CONVERSION AID: IBM DOS/V3 ANS COBOL FROM BURROUGHS B5500  
 COBOL - FDP 5798-CBP, DESCRIPTION/OPERATIONS  
**\*\*GB21-0999** DOS SOURCE STATEMENT LIBRARY MAINTENANCE FOR ANS COBOL ON  
 SYSTEM/370 AVAILABILITY NOTICE - FDP NUMBER 5798-AWD  
**\*\*SB21-1000** DOS SOURCE STATEMENT LIBRARY MAINTENANCE FOR ANS COBOL ON  
 SYSTEM/370 PROGRAM DESCRIPTION/OPERATIONS MANUAL - FDP  
 NUMBER 5798-AWD  
**\*\*LB21-1001** DOS SOURCE STATEMENT LIBRARY MAINTENANCE FOR ANS COBOL ON  
 SYSTEM/370 SYSTEMS GUIDE - FDP NUMBER 5798-AWD  
**\*\*GC28-6473** IBM DOS/V3 COBOL COMPILER AND LIBRARY GENERAL INFORMATION  
 PROGRAM NUMBERS 5746-CB1 AND 5746-LM4  
**\*\*SC28-6479** IBM DOS/V3 COBOL COMPILER AND LIBRARY INSTALLATION  
 REFERENCE MATERIAL - PROGRAM NUMBERS 5746-CB1 AND 5746-LM4  
**\*\*SC28-6478** IBM DOS/V3 COBOL COMPILER AND LIBRARY PROGRAMMER'S GUIDE  
**\*\*GC28-6487** DOS/V3 COBOL COMPILER AND LIBRARY  
 PROG. NOS. 5746-CB1 (COMPILER AND LIBRARY)  
 5746-LM4 (LIBRARY ONLY)  
**\*\*LYC7-5050** DOS/V3 COBOL COMPILER LIBRARY LISTINGS PROG PROD 5746-CB1,  
 5746-LM4  
**\*\*LY28-6423** IBM DOS/V3 COBOL COMPILER PROGRAM LOGIC - PROGRAM NUMBER  
 5746-CB1  
**\*\*LY28-6424** IBM DOS/V3 COBOL SUBROUTINE LIBRARY PROGRAM LOGIC - PROGRAM  
 NUMBER 5746-LM4

\*\*GB21-0914 IBM ANS COBOL FROM GE-415 COBOL CONVERSION AID  
 FDP 5798-ASY, NOTICE  
 \*\*SB21-0915 IBM ANS COBOL FROM GE-415 COBOL CONVERSION AID  
 FDP 5798-ASY  
 DESCRIPTION/OPERATIONS  
 \*\*LB21-0916 IBM ANS COBOL FROM GE-415 COBOL CONVERSION AID  
 FDP 5798-ASY SYSTEMS GUIDE  
 \*\*GC28-6454 IBM OS COBOL INTERACTIVE DEBUG AND (TSO) COBOL PROMPTER  
 GENERAL INFORMATION MANUAL - PROGRAM PRODUCTS 5734-CB4,  
 5734-CP1  
 \*\*SC28-6465 IBM OS COBOL INTERACTIVE DEBUG TERMINAL USER'S GUIDE AND  
 REFERENCE - PROGRAM NUMBER 5734-CB4  
 \*\*SC28-6468 IBM OS COBOL INTERACTIVE DEBUG: INSTALLATION  
 REFERENCE MATERIAL - PROGRAM NUMBER 5734-CB4  
 \*\*GC28-6485 IBM OS COBOL INTERACTIVE DEBUG, PROG. PROD. 5734-CB4 SPEC'S  
 \*\*SX28-8194 IBM OS COBOL INTERACTIVE DEBUG REFERENCE CARD - PROGRAM  
 PRODUCT 5734-CB4  
 \*\*GB21-0839 NCR CENTURY COBOL TO IBM ANS COBOL: CONVERSION AID FOR  
 SYSTEM/360/370, FDP 5798-APG NOTICE  
 \*\*SB21-0840 IBM ANS COBOL CONVERSION AID FOR NCR CENTURY COBOL FOR  
 SYSTEM/360/370 PROGRAM DESCRIPTION/OPERATIONS MANUAL - FDP  
 NUMBER 5798-APG  
 \*\*LB21-0841 IBM ANS COBOL CONVERSION AID FOR NCR CENTURY COBOL FOR  
 SYSTEM/360/370 SYSTEMS GUIDE - FDP NUMBER 5798-APG  
 \*\*GC28-6470 IBM OS/VS COBOL COMPILER AND LIBRARY GENERAL INFORMATION  
 PROGRAM PRODUCTS 5740-CB1; 5740-LM1  
 \*\*GC28-6472 OS/VS COBOL COMPILER AND LIBRARY, SPECIFICATIONS - PROG.  
 NOS. 5740-CB1 (COMPILER & LIBRARY) 5740-LM1 (LIBRARY ONLY)  
 \*\*SC28-6481 IBM OS/VS COBOL COMPILER AND LIBRARY INSTALLATION REFERENCE  
 MATERIAL PROG. NOS. 5740-CB1; 5740-LM1  
 \*\*LYC7-5052 OS/VS COBOL COMPILER & LIBRARY LISTINGS - PROG. NOS. 5740-CB1, LM1  
 \*\*LY28-6425 IBM OS/VS COBOL SUBROUTINE LIBRARY PROGRAM LOGIC  
 \*\*LY28-6486 IBM OS/VS COBOL COMPILER PROGRAM LOGIC PROGRAM NUMBERS:  
 5740-CB1  
 \*\*SC28-6433 IBM SYSTEM/360 OPERATING SYSTEM TIME SHARING OPTION COBOL  
 PROMPTER TERMINAL USER'S GUIDE AND REFERENCE INFORMATION  
 PROGRAM NUMBER 5734-CP1  
 \*\*SC28-6434 IBM SYSTEM/360 OPERATING SYSTEM (TIME SHARING OPTION) COBOL  
 PROMPTER INSTALLATION REFERENCE MATERIAL  
 5734-CP1  
 \*\*GC28-6435 IBM SYSTEM/360 OPERATING SYSTEM (TIME SHARING OPTION) COBOL  
 PROMPTER PROGRAM PRODUCT SPECIFICATIONS  
 PROGRAM NUMBER 5734-CP1  
 \*\*LYC7-5039 OS FULL COBOL COMPILER VERSION 3 AND TSO COBOL PROMPTER:  
 PROGRAM LISTINGS, PROG. NOS. 5734-CP1, 5734-CB3  
 \*\*LYC7-5040 IBM SYSTEM/360 OPERATING SYSTEM - TIME SHARING OPTION  
 COBOL PROMPTER - PROGRAM NUMBERS 5734-CP1, 5734-CB3  
 \*\*LY28-6406 SYSTEM/360 OPERATING SYSTEM TIME SHARING OPTION  
 COBOL PROMPTER PROGRAM LOGIC MANUAL, PROGRAM NUMBER 5734-CP1  
 \*\*SC28-6469 IBM VM/370 CMS USER'S GUIDE FOR COBOL, PROG. NOS. 5734-CB2,  
 5734-LM2

## 25 FORTRAN

\*\*GC28-6884 IBM FORTRAN PROGRAM PRODUCTS FOR OS AND THE CMS COMPONENT OF  
 VM/370: GENERAL INFORMATION, PROG. NOS. 5734-FO1,2,3,5  
 -LM1,3,-CP3  
 \*\*SC28-6859 CODE AND GO FORTRAN PROCESSOR FOR OS & VM/370 (CMS):  
 INSTALLATION REFERENCE MATERIAL, PROG. NO. 5734-FO1  
 \*\*LY28-6846 CODE AND GO FORTRAN PROCESSOR FOR OS & VM/370 (CMS):  
 PROGRAM LOGIC, PROG. NO. 5734-FO1  
 \*\*SC28-6853 IBM OS CODE AND GO FORTRAN AND FORTRAN IV (G1) PROGRAMMER'S  
 GUIDE, PROG. NOS. 5734-FO1, 2, -LM1  
 \*\*GC28-6893 CODE AND GO FORTRAN FOR OS AND VM/370 (CMS)  
 PROGRAM NUMBER 5734-FO1 - FUNCTIONAL DESCRIPTION  
 \*\*LYC7-5036 IBM SYSTEM/360/370 CODE AND GO FORTRAN COMPILER - LISTINGS,  
 PROG. PROD. 5734-FO1  
 \*\*GC28-6854 FORTRAN IV (G1) PROCESSOR FOR OS & VM/370 (CMS): PROG.  
 PROD. 5734-FO2 SPECIFICATIONS  
 \*\*SC28-6856 FORTRAN IV (G1) PROCESSOR AND TSO FORTRAN PROMPTER FOR OS  
 AND VM/370 (CMS): INSTALLATION REFERENCE MATERIAL, PROG.  
 NOS. 5734-FO2, 5734-CP3  
 \*\*LYC7-5021 SYSTEM/360 OPERATING SYSTEM FORTRAN IV (G1) COMPILER  
 MICROFICHE LISTINGS, PROG. PROD. 5734-FO2  
 \*\*LY28-6856 FORTRAN IV (G1) COMPILER FOR OS & VM/370 (CMS): PROGRAM  
 LOGIC, PROG. NO. 5734-FO2



\*\*GC28-6862 IBM SYSTEM/360 OPERATING SYSTEM: FORTRAN IV (H EXTENDED)  
 COMPILER PROGRAM PRODUCT SPECIFICATIONS  
 PROGRAM NUMBER 5734-FO3  
 \*\*GC28-6847 IBM SYSTEM/360 OPERATING SYSTEM FORTRAN IV LIBRARY (MOD II)  
 PROGRAM NUMBER 5734-LM3  
 \*\*GC28-6863 OS FORTRAN IV LIBRARY (MOD II) - PPS - PROG. NO. 5734-LM3  
 \*\*SC28-6852 IBM SYSTEM/360 OPERATING SYSTEM: FORTRAN IV (H EXTENDED)  
 COMPILER, PROGRAMMER'S GUIDE - PROGRAM NUMBER 5734-FO3  
 5734-LM3  
 \*\*SC28-6861 FORTRAN IV (H EXTENDED) COMPILER AND FORTRAN LIBRARY  
 (MOD II) FOR OS & VM/370 (CMS): INSTALLATION REFERENCE  
 MATERIAL, PROG. NOS. 5734-FO3, 5734-LM3  
 \*\*SC28-6865 IBM OS FORTRAN IV (H EXTENDED) COMPILER AND LIBRARY (MOD II)  
 MESSAGES, PROG. NOS. 5734-FO3, LM3  
 \*\*LY28-6403 IBM SYSTEM/360 OPERATING SYSTEM: FORTRAN IV (H EXTENDED)  
 COMPILER, PROGRAM LOGIC MANUAL, PROGRAM NUMBER 5734-FO3  
 \*\*LYC7-5019 IBM SYSTEM/360/370 FORTRAN IV H EXTENDED COMPILER -  
 LISTINGS, PROG. PROD. 5734-FO3  
 \*\*LY28-6409 IBM SYSTEM/360 OPERATING SYSTEM FORTRAN IV  
 LIBRARY MOD II PROGRAM LOGIC MANUAL, PROGRAM NUMBER 5734-LM3  
 \*\*LYC7-5020 IBM SYSTEM/360/370 FORTRAN IV LIBRARY MOD II - LISTINGS  
 PROG. PROD. 5734-LM3  
 \*\*SC28-6868 IBM SYSTEM/360 OPERATING SYSTEM FORTRAN IV (H EXTENDED)  
 PLUS COMPILER & LIBRARY USER SUPPLEMENT - PROGRAM NUMBER  
 5799-AAW  
 \*\*LY28-6415 IBM SYSTEM/360 OPERATING SYSTEM FORTRAN IV (H EXTENDED PLUS)  
 COMPILER AND LIBRARY PROGRAM LOGIC SUPPLEMENT  
 (PROGRAMMING REQUEST FOR PRICE QUOTATION)  
 PROGRAM NUMBER 5799-AAW  
 \*\*LYC7-5042 SYSTEM/360 OPERATING SYSTEM FORTRAN H EXTENDED PLUS  
 MICROFICHE - PROGRAM NUMBER 5799-AAW  
 \*\*GC28-6881 FORTRAN INTERACTIVE DEBUG FOR OS (TSO) AND VM/370 (CMS)  
 PROGRAM PRODUCT DESIGN OBJECTIVES, PROG. NO. 5734-FO5  
 \*\*SC28-6885 FORTRAN INTERACTIVE DEBUG FOR OS (TSO) & VM/370 (CMS):  
 TERMINAL USER'S GUIDE, PROG. NO. 5734-FO5  
 \*\*SC28-6886 FORTRAN INTERACTIVE DEBUG FOR OS (TSO) & VM/370 (CMS):  
 INSTALLATION REFERENCE MATERIAL, PROG. NO. 5734-FO5  
 \*\*GC28-6888 FORTRAN INTERACTIVE DEBUG FOR OS (TSO) & VM/370 (CMS):  
 PROG. PROD. 5734-FO5 SPECIFICATIONS  
 \*\*SX28-8193 IBM FORTRAN INTERACTIVE DEBUG FOR OS (TSO) AND VM/370 (CMS)  
 REFERENCE CARD - PROGRAM NUMBER 5734-FO5  
 \*\*GC28-6844 IBM SYSTEM/360 OPERATING SYSTEM FORTRAN IV LIBRARY MOD 1  
 DESIGN OBJECTIVES - PROGRAM NUMBER 5734-LM1  
 \*\*SC28-6858 FORTRAN IV LIBRARY (MOD I) FOR OS & VM/370 (CMS):  
 INSTALLATION REFERENCE MATERIAL, PROGRAM NUMBER 5734-LM1  
 \*\*SC28-6864 FORTRAN IV MATHEMATICAL AND SERVICE SUBPROGRAMS: SUPPLEMENT  
 FOR MOD I & MOD II LIBRARIES, PROG. NOS. 5734-LM1, 5734-LM3  
 \*\*GC28-6894 FORTRAN IV LIBRARY (MOD I) FOR OS & VM/370 (CMS), PROG.  
 PROD. 5734-LM1 FUNCTIONAL DESCRIPTION  
 \*\*LYC7-5022 OS 360/370 FORTRAN IV LIBR. MOD I LISTING, P.P. NO. 5734-LM1  
 \*\*LY28-6408 FORTRAN IV LIBRARY (MOD I) FOR OS & VM/370 (CMS):  
 PROGRAM LOGIC MANUAL, PROGRAM NUMBER 5734-LM1  
 \*\*GC28-6872 SYSTEM/360 DISK OPERATING SYSTEM FORTRAN IV LIBRARY,  
 OPTION 1 - PROGRAM PRODUCT DESIGN OBJECTIVE  
 PROGRAM NUMBER 5746-LM3  
 \*\*GC28-6882 DISK OPERATING SYSTEM FORTRAN IV LIBRARY OPTION 1 - PROGRAM  
 PRODUCT SPECIFICATIONS - PROGRAM NUMBER 5746-LM3  
 \*\*SC28-6883 DOS FORTRAN IV LIBRARY OPTION/PROGRAMMERS'S GUIDE  
 SUPPLEMENT - PROGRAM PRODUCT 5746-LM3  
 \*\*LYC7-5044 DOS FORTRAN IV LIBRARY OPT 1, LISTINGS - PROG. NO. 5746-LM3  
 \*\*SC28-6842 IBM SYSTEM/360 OPERATING SYSTEM (TIME SHARING OPTION)  
 CODE AND GO FORTRAN PROCESSOR-TERMINAL USER'S GUIDE  
 PROGRAM NUMBERS 5734-FO1, 5734-LM1  
 \*\*SC28-6855 OS (TSO) TERMINAL USER'S SUPPLEMENT FOR FORTRAN IV (G1)  
 PROCESSOR AND TSO FORTRAN PROMPTER, 5734-FO2, -CP3, -LM1  
 \*\*SC28-6856 FORTRAN IV (G1) PROCESSOR AND TSO FORTRAN PROMPTER FOR OS  
 AND VM/370 (CMS): INSTALLATION REFERENCE MATERIAL, PRG.  
 NOS. 5734-FO2, 5734-CP3  
 \*\*SC28-6891 IBM VM/370 (CMS) TERMINAL USER'S GUIDE FOR FORTRAN IV  
 PROGRAM PRODUCTS 5734-FO1, -FO2, -FO3, -LM1, & -LM3

28 RPG, RPG II

\*\*GB21-1566 S/370 RPG II ANALYSIS AND DOCUMENTATION AID - 5798-CDL,  
 NOTICE  
 \*\*SB21-1567 S/370 RPG II ANALYSIS AND DOCUMENTATION AID - PDP 5798-CDL,  
 DESCRIPTION/OPERATIONS

\*\*LB21-1568 S/370 RPG II ANALYSIS AND DOCUMENTATION AID - FDP 5798-CDL,  
 SYSTEMS GUIDE  
 \*\*GB21-1386 DBOMP INTERFACE FOR RPG II - SYSTEM/370 DOS/V5 - FDP  
 5798-BDZ, NOTICE  
 \*\*SB21-1387 DBOMP INTERFACE FOR RPG II - SYSTEM/370 DOS/V5 (5798-BDZ)  
 FDP 5798-BDZ DESCRIPTION/OPERATIONS  
 \*\*LB21-1388 DBOMP INTERFACE FOR RPG II - SYSTEM/370 DOS/V5 (5798-BDZ)  
 FDP SYSTEMS GUIDE  
 \*\*GC21-5028 IBM DISK OPERATING SYSTEM RPG II  
 PROGRAM PRODUCT SPECIFICATIONS  
 PROGRAM NUMBER 5736-RG1  
 \*\*GC21-5021 IBM DOS RPG II GENERAL INFORMATION MANUAL  
 PROGRAM NUMBER 5736-RG1  
 \*\*SC21-5005 IBM DOS RPG II LANGUAGE, PROG. NO. 5736-RG1  
 \*\*LY21-0014 IBM DOS RPG II LANGUAGE PROGRAM LOGIC MANUAL  
 PROGRAM NUMBER 5736-RG1  
 \*\*LYB1-0450 S/360 DOS RPG II COMPILER, LISTINGS, PROG. PROD. 5736-RG1  
 \*\*GC21-5052 IBM DISK OPERATING SYSTEM RPG II AUTO REPORT FEATURE  
 GENERAL INFORMATION MANUAL - PROGRAM NUMBER 5736-RG1  
 \*\*SC21-5056 IBM DOS RPG II AUTO REPORT FEATURE - REFERENCE MANUAL  
 PROGRAM NUMBER 5736-RG1  
 \*\*SC28-6486 IBM DOS RPG II COMPILER & AUTO REPORT FEATURE INSTALLATION  
 REFERENCE MATERIAL - PROGRAM NUMBER 5736-RG1  
 \*\*LYC7-1317 IBM DISK OPERATING SYSTEM REPORT PROGRAM GENERATOR II  
 AUTO REPORT FEATURE - PROGRAM LISTINGS - PROGRAM NUMBER  
 5736-RG1

29 PL/I

\*\*GC33-0041 OS/ PL/I CHECKOUT COMPILER, VERSION 1 RELEASE 2: PROGRAM  
 PRODUCT 5734-PL2 DESIGN OBJECTIVES  
 \*\*GC33-0048 OS PL/I CHECKOUT COMPILER, VERSION 1 RELEASE 2  
 MODIFICATION 1: PROGRAM PRODUCT 5734-PL2 DESIGN OBJECTIVES  
 \*\*GC33-0030 OS PL/I CHECKOUT COMPILER - PROGRAM PRODUCT SPECIFICATIONS  
 PROGRAM NUMBER 5734-PL2  
 \*\*GC33-0003 OS PL/I CHECKOUT COMPILER: GENERAL INFORMATION  
 PROG. NOS. 5734-PL2, 5734-LM5  
 \*\*SC33-0007 SYSTEM/360 OPERATING SYSTEM PL/I CHECKOUT COMPILER  
 PROGRAMMER'S GUIDE - PROGRAM NUMBERS 5734-PL2, 5734-LM5  
 \*\*SC33-0031 OS PL/I CHECKOUT COMPILER: INSTALLATION - PROGRAM PRODUCTS  
 5734-PL2 AND 5734-LM5  
 \*\*SC33-0032 SYSTEM/360 OPERATING SYSTEM PL/I CHECKOUT COMPILER  
 EXECUTION LOGIC MANUAL - PROGRAM NUMBERS 5734-PL2  
 5734-LM5  
 \*\*SC33-0034 SYSTEM/360 OPERATING SYSTEM PL/I CHECKOUT COMPILER:  
 MESSAGES MANUAL - PROGRAM NUMBERS 5734-PL2, 5734-LM5  
 \*\*SC33-0047 OS PL/I CHECKOUT COMPILER: CMS USER'S GUIDE - PROGRAM  
 NUMBERS: 5734-PL2, 5734-LM5  
 \*\*SC33-0033 OS PL/I CHECKOUT COMPILER: TSO USER'S GUIDE - PROGRAM NUMBER  
 5734-PL2, 5734-LM5  
 \*\*LY33-6013 OS PL/I CHECKOUT COMPILER: PROGRAM LOGIC VOLUME 1 OF 2,  
 PROGRAM NUMBER 5734-PL2  
 \*\*LY33-6014 SYSTEM/360 OPERATING SYSTEM PL/I CHECKOUT COMPILER  
 PROGRAM LOGIC, VOLUME 2 OF 2 - PROGRAM NUMBER 5734-PL2  
 \*\*LYC7-2500 SYSTEM/360 OPERATING SYSTEM PL/I CHECKOUT COMPILER  
 PROGRAM LISTING - PROGRAM NUMBER 5734-PL2  
 \*\*SX33-6002 OS PL/I CHECKOUT AND OPTIMIZING COMPILERS: KEYWORDS  
 REFERENCE SUMMARY, PROG. NOS. 5734-PL1, -PL2, -PL3  
 \*\*SX33-6005 OS PL/I CHECKOUT AND OPTIMIZING COMPILERS: TERMINAL  
 COMMANDS AND COMPILER OPTIONS REFERENCE SUMMARY-PROG. NOS.  
 5734-PL1, PL2, PL3  
 \*\*GC33-0009 OS PL/I CHECKOUT AND OPTIMIZING COMPILERS: LANGUAGE REFER-  
 ENCE MANUAL, PROG. NOS. 5734-PL1-2, LM4-5 (ALL - 5734-PL3)  
 \*\*GC33-0001 OS PL/I OPTIMIZING COMPILER: GENERAL INFORMATION MANUAL  
 PROGRAM NUMBER 5734-PL1  
 \*\*GC33-0022 SYSTEM/360 OS PL/I OPTIMIZING COMPILER  
 PROGRAM PRODUCT SPECIFICATIONS - PROGRAM NUMBER 5734-PL1  
 \*\*SC33-0006 OS PL/I OPTIMIZING COMPILER - PROGRAMMER'S GUIDE  
 PROGRAM NUMBERS 5734-PL1, 5734-LM4, 5734-LM5  
 \*\*SC33-0025 OS PL/I OPTIMIZING COMPILER: EXECUTION LOGIC PROGRAM NOS.  
 5734-PL1, 5734-LM4 AND 5734-LM5  
 \*\*SC33-0027 OPERATING SYSTEM PL/I OPTIMIZING COMPILER: MESSAGES  
 PROG. NOS. 5734-PL1, 5734-LM5  
 \*\*SC33-0026 OS PL/I OPTIMIZING COMPILER: INSTALLATION - PROGRAM NUMBERS  
 5734-PL1, 5734-LM4, AND 5734-LM5 NOTE: THESE PRODUCTS ARE  
 ALSO DISTRIBUTED AS COMPLETE PACKAGE 5734-PL3

\*\*SC33-0037 OS PL/I OPTIMIZING COMPILER: CMS USERS GUIDE - PROGRAM  
 NUMBER 5734-PL1  
 \*\*SC33-0029 OS PL/I OPTIMIZING COMPILER: TSO USER'S GUIDE  
 PROG. NOS. 5734-PL1, -LM4, -LM5 (ALL = 5734-PL3)  
 \*\*LYC7-2506 SYSTEM/360 OPERATING SYSTEM PL/I OPTIMIZING COMPILER  
 MICROFICHE LISTINGS - PROGRAM NUMBER 5734-PL1  
 \*\*LY33-6007 OS PL/I OPTIMIZING COMPILER: PROGRAM LOGIC MANUAL  
 PROGRAM NUMBER 5734-PL1  
 \*\*GC33-0023 OS PL/I RESIDENT LIBRARY - PROGRAM PRODUCT SPECIFICATIONS  
 PROGRAM NUMBER 5734-LM4  
 \*\*LYC7-2504 SYSTEM/360 OPERATING SYSTEM PL/I RESIDENT LIBRARY  
 MICROFICHE - PROGRAM NUMBER 5734-LM4  
 \*\*LY33-6008 SYSTEM/360 OPERATING SYSTEM PL/I RESIDENT LIBRARY:  
 PROGRAM LOGIC MANUAL - PROGRAM NUMBER 5734-LM4  
 \*\*GC33-0024 OS PL/I TRANSIENT LIBRARY - PROGRAM PRODUCT SPECIFICATIONS  
 PROGRAM NUMBER 5734-LM5  
 \*\*LYC7-2505 OS PL/I TRANSIENT LIBRARY - MICROFICHE, PROG. NO. 5734-LM5  
 \*\*LY33-6009 OS PL/I TRANSIENT LIBRARY: PROGRAM LOGIC MANUAL  
 PROGRAM NUMBER 5734-LM5  
 \*\*GC33-0036 PL/I UNDER CMS - PROGRAM PRODUCT DESIGN OBJECTIVES:  
 PL/I OPTIMIZING COMPILER, PROG. NO. 5734-PL1  
 PL/I RESIDENT LIBRARY, PROG. NO. 5734-LM4  
 PL/I TRANSIENT LIBRARY, PROG. NO. 5734-LM5  
 \*\*GC33-0046 DOS PL/I OPTIMIZING COMPILER, RESIDENT LIBRARY & TRANSIENT  
 LIBRARY: PROG. PRODS. 5736-PL1, LM4, LM5, DESIGN OBJECTIVES  
 \*\*GC33-0004 DOS PL/I OPTIMIZING COMPILER: GENERAL INFORMATION MANUAL -  
 PROG. PROD. 5736-PL1  
 \*\*GC33-0010 DOS PL/I OPTIMIZING COMPILER PROGRAM PRODUCT DESIGN  
 OBJECTIVES - PROGRAM NUMBER 5736-PL1  
 \*\*GC33-0016 DOS PL/I OPTIMIZING COMPILER PROGRAM PRODUCT SPECIFICATIONS  
 PROGRAM NUMBER 5736-PL1  
 \*\*GC33-0005 DOS PL/I OPTIMIZING COMPILER: LANGUAGE REFERENCE MANUAL  
 PROGRAM NOS. 5736-PL1, AND 5736-PL3  
 \*\*SC33-0008 DOS PL/I OPTIMIZING COMPILER: PROGRAMMER'S GUIDE - PROGRAM  
 PRODUCTS 5736-PL1, 5736-LM4 AND 5736-LM5  
 \*\*SC33-0019 DISK OPERATING SYSTEM/360 PL/I OPTIMIZING COMPILER:  
 EXECUTION LOGIC PROGRAM NUMBERS 5736-PL1, 5736-LM4,  
 5736-LM5  
 \*\*SC33-0020 DOS PL/I OPTIMIZING COMPILER: INSTALLATION  
 PROGRAM NOS. 5736-PL1, LM4, LM5  
 \*\*SC33-0021 DOS PL/I OPTIMIZING COMPILER: MESSAGES MANUAL, PROG. PROD.  
 5736-PL1, 5736-LM5  
 \*\*SX33-6001 DISK OPERATING SYSTEM/360 REFERENCE CARD PL/I OPTIMIZING  
 COMPILER KEYWORDS  
 \*\*LYC7-2503 DISK OPERATING SYSTEM/360 PL/I OPTIMIZING COMPILER  
 ASSEMBLY LISTING MICROFICHE - PROGRAM NUMBER 5736-PL1  
 \*\*LY33-6010 DOS PL/I OPTIMIZING COMPILER: PROGRAM LOGIC PROGRAM PRODUCT  
 5736-PL1  
 \*\*GC33-0017 DOS PL/I RESIDENT LIBRARY PROGRAM PRODUCT SPECIFICATIONS  
 PROGRAM PRODUCT 5736-LM4 (5736-PL3)  
 \*\*LYC7-2501 DISK OPERATING SYSTEM/360  
 PL/I RESIDENT LIBRARY - ASSEMBLY LISTING MICROFICHE  
 PROGRAM NUMBER 5736-LM4  
 \*\*LY33-6011 DOS PL/I RESIDENT LIBRARY: PROGRAM LOGIC MANUAL  
 PROGRAM NUMBER 5736-LM4  
 \*\*GC33-0018 DOS PL/I TRANSIENT LIBRARY: PROG. PROD. 5736-LM5 (5736-PL3)  
 SPECIFICATIONS  
 \*\*SC33-0035 DOS PL/I TRANSIENT LIBRARY MESSAGES, PROG. PROD. 5736-LM5  
 \*\*LYC7-2502 DISK OPERATING SYSTEM/360 PL/I TRANSIENT LIBRARY  
 ASSEMBLY LISTING MICROFICHE - PROGRAM NUMBER 5736-LM5  
 \*\*LY33-6012 DOS PL/I TRANSIENT LIBRARY - PROGRAM LOGIC MANUAL  
 PROGRAM NUMBER 5736-LM5

### 30 Access Methods, Data Management, Storage/Communications Control Programs

\*\*GH20-4283 DATA BASE DESIGN AID (DBDA) PPDO - PROG. NO. 5748-XX4  
 \*\*GB21-1002 DOS/VS DASD DEVICE INDEPENDENCE OPEN (DI OPEN)  
 AVAILABILITY NOTICE - FDP # 5798-AWH  
 \*\*SB21-1003 DOS/VS DASD DEVICE INDEPENDENCE OPEN (DI OPEN) PROGRAM  
 DESCRIPTION/OPERATIONS MANUAL - FDP NUMBER 5798-AWH  
 \*\*LB21-1004 DOS/VS DASD DEVICE INDEPENDENCE OPEN (DI OPEN) SYSTEMS GUIDE  
 FDP NUMBER 5798-AWH  
 \*\*GB21-1456 EXTENDING SEQUENTIAL DISK FILES FOR DOS/VS - FDP 5798-CBN,  
 NOTICE  
 \*\*SB21-1457 EXTENDING SEQUENTIAL DISK FILES FOR DOS/VS - FDP 5798-CBN  
 DESCRIPTION/OPERATIONS  
 \*\*LB21-1458 EXTENDING SEQUENTIAL DISK FILES FOR DOS/VS - FDP 5798-CBN,  
 SYSTEMS GUIDE

\*\*GB21-0411 GRAPHPAK - INTERACTIVE GRAPHICS PACKAGE FOR APL/360  
 PROG. NO. 5798-AGK - FDP AVAILABILITY NOTICE  
 \*\*SB21-0412 GRAPHPAK - INTERACTIVE GRAPHICS PACKAGE FOR APL/360  
 FIELD DEVELOPED PROGRAM DESCRIPTION/OPERATIONS MANUAL  
 PROGRAM NUMBER 5798-AGK  
 \*\*LB21-0413 GRAPHPAK - INTERACTIVE GRAPHICS PACKAGE FOR APL/360  
 FIELD DEVELOPED PROGRAM-SYSTEMS GUIDE  
 PROGRAM NUMBER 5798-AGK  
 \*\*GH20-1207 TELECOMMUNICATIONS CONTROL SYSTEM (TCS) CONCEPTS AND  
 FACILITIES MANUAL - PROGRAM PRODUCT 5734-F31  
 \*\*SH20-1208 TELECOMMUNICATIONS CONTROL SYSTEM (TCS) PROGRAMMER'S GUIDE  
 AND REFERENCE MANUAL - PROGRAM PRODUCT 5734-F31  
 \*\*SH20-1209 TELECOMMUNICATIONS CONTROL SYSTEM (TCS) OPERATIONS GUIDE,  
 PROGRAM NUMBER 5734-F31  
 \*\*GH20-4324 IBM TELECOMMUNICATIONS CONTROL SYSTEM (TCS) SPECIFICATIONS  
 PROGRAM PRODUCT 5734-F31  
 \*\*LY20-0842 TELECOMMUNICATIONS CONTROL SYSTEM (TCS) LOGIC MANUAL FEATURE  
 NUMBER 8112 - PROGRAM NUMBER 5734-F31  
 \*\*LY20-2080 TELECOMMUNICATIONS CONTROL SYSTEM (TCS) PROGRAMMING  
 RPQEF0378, - PROG. NO. 5799-AKL, LOGIC  
 \*\*GB21-1546 1400 COMPATABILITY ACCESS ROUTINE - FDP 5798-CDB, NOTICE  
 \*\*SB21-1547 1400 COMPATABILITY ACCESS ROUTINE - FDP 5798-CDB,  
 DESCRIPTION/OPERATIONS  
 \*\*GB21-0686 DOS 2311/14/19 - 3330 DASD DEVICE INDEPENDENCE ROUTINES  
 AVAILABILITY NOTICE - FDP NUMBER 5798-ALK  
 \*\*SB21-0687 DOS 2311/14/19-3330 DASD DEVICE INDEPENDENCE ROUTINES  
 PROGRAM DESCRIPTION/OPERATIONS MANUAL - FDP NUMBER 5798-ALK  
 \*\*LB21-0688 DOS 2311/14/19-3330 DASD DEVICE INDEPENDENCE ROUTINES  
 SYSTEMS GUIDE - FDP NUMBER 5798-ALK  
 \*\*SC28-6689 USER'S GUIDE FOR THE IBM 2947 MODEL 4 CHECK COLLECTION  
 CONTROLLER ASSEMBLY FACILITIES, PROGRAMMING - PRPQ P88003  
 PROGRAM NUMBER 5799-AAH  
 \*\*GB21-0761 STREAM - A 3270 INFORMATION DISPLAY SYSTEM PROGRAMMING AID  
 FOR SYSTEM/360, 370: FDP 5798-ANE, NOTICE  
 \*\*SB21-0762 STREAM - A3270 INFORMATION DISPLAY SYSTEM PROGRAMMING AID  
 FOR SYSTEM/360, 370 PROGRAM DESCRIPTION/OPERATIONS MANUAL  
 FDP NUMBER 5798-ANE  
 \*\*LB21-0763 STREAM - A3270 INFORMATION DISPLAY SYSTEM PROGRAMMING AID  
 FOR SYSTEM/360,370 SYSTEMS GUIDE - FDP NUMBER 5798-ANE  
 \*\*GB21-0740 DOS 3330 DATA SET CONVERSION AID AVAILABILITY NOTICE - FDP  
 NUMBER 5798-AMN  
 \*\*SB21-0741 DOS 3330 DATA SET CONVERSION AID PROGRAM  
 DESCRIPTION/OPERATIONS MANUAL - FDP NUMBER 5798-AMN  
 \*\*LB21-0742 DOS 3330 DATA SET CONVERSION AID SYSTEMS GUIDE - FDP NUMBER  
 5798-AMN  
 \*\*GB21-1291 3330 DEVICE SUPPORT EXTENDED-S/370 OS/MFT/MVT  
 FDP 5798-BCE NOTICE  
 \*\*SB21-1292 3330 DEVICE SUPPORT EXTENDED S/370 OS/MFT/MVT  
 FDP 5798-BCF DESCRIPTION/OPERATIONS  
 \*\*GH20-4376 3333/3330 DISK STORAGE SERIES MODEL 11 SUPPORT FOR DOS/V5  
 PROGRAM NUMBER 5799-WHZ PRPQ EF4346  
 \*\*GB21-1134 AUTOMATIC LINE SPEED SELECTION FOR IBM 3704/3705  
 FDP 5798-AYR, NOTICE  
 \*\*SB21-1135 AUTOMATIC LINE SPEED SELECTION FOR 3704/3705  
 FDP 5798-AYR DESCRIPTION/OPERATIONS  
 \*\*LB21-1136 AUTOMATIC LINE SPEED SELECTION FOR IBM 3704/3705  
 FDP 5798-AYR SYSTEMS GUIDE  
 \*\*LJD2-4106 3704/5 EMULATOR PRPQ P85004 SIX BIT TRANSCODE - PROGRAM  
 NUMBER 5799-AGA  
 \*\*LY30-3004 GENERATION AND LOGIC MANUAL FOR PROGRAMMING RPQ P85007  
 SPECIAL START-STOP LINE CONTROL FOR IBM 3704 & 3705  
 EMULATION PROGRAM, PROG. NO. 5799-AGK  
 \*\*LY30-3005 GENERATION AND LOGIC MANUAL FOR PROGRAMMING RPQ P85004,  
 SIX BIT TRANSCODE FOR IBM 3705 EMULATION PROGRAM  
 PROGRAM NO. 5799-AGA  
 \*\*LJD2-4107 3705/4 EP PRPQ P85007 SPECIAL START-STOP - PROGRAM NUMBER  
 5799-AGK  
 \*\*LY30-3023 IBM 3704 AND 3705 EMULATION PROGRAM GENERATION AND LOGIC  
 MANUAL FOR PROGRAMMING RPQ P85010, TELEGRAPH FULL - DUPLEX  
 LINE CONTROL - PROG. NO. 5799-AGN  
 \*\*GJD2-4112 3705 USASCII TRANSPARENCY (PRPQ P85003) MICROFICHE,  
 PROG. NO. 5799-AFZ  
 \*\*LY30-3010 3704 & 3705 EMULATION PROGRAM GENERATION & LOGIC MANUAL FOR  
 PROGRAMMING RPQ P85003 USASCII TRANSPARENCY BSC LINE CONTROL  
 PROGRAM NUMBER 5799-AFZ  
 \*\*LY30-3009 IBM 3705 EMULATION PROGRAM GENERATION AND LOGIC MANUAL FOR  
 PROGRAMMING RPQ P85005, SPECIAL SYNCHRONOUS LINE CONTROL  
 PROGRAM NO. 5799-AFY

\*\*LY30-3016 IBM 3705 EMULATION PROGRAM GENERATION AND LOGIC MANUAL FOR  
 PROGRAMMING RPQ P85015, VIRTUAL 50 LINE SUPPORT - PRG.NO. 5799-AKQ  
 \*\*GB21-1342 3890 DOS/V5 APPLICATION/INSTALLATION SUPPORT (5798-BDC)  
 FDP AVAILABILITY NOTICE  
 \*\*SB21-1343 3890 DOS/V5 APPLICATION/INSTALLATION SUPPORT - FDP 5798-BDC,  
 DESCRIPTION/OPERATIONS

31 SUPPORT PROGRAMS

\*\*SH20-1568 AUDIT SOURCE CODE COMPARE OS/V5 - IUP 5796-PDH, PDOM

32 Utilities

\*\*GC28-6758 IBM SYSTEM/360 OPERATING SYSTEM DATA SET UTILITIES  
 SUPPORT FOR ASC II (PPDO) PROG. NO. 5734-UT2  
 \*\*GC28-6759 OS/MFT, OS/MVT, AND OS/V5 DATA SET UTILITIES SUPPORT FOR  
 ASCII - PPS - PROG. NO. 5734-UT2  
 \*\*SC28-6760 OS/MFT, OS/MVT, AND OS/V5 DATA SET UTILITIES SUPPORT FOR  
 ASCII: USER'S GUIDE, PROG. NO. 5734-UT2  
 \*\*LYC7-2301 SYSTEM/360 OPERATING SYSTEM ASCII UTILITIES ASSEMBLY LISTING  
 MICROFICHE - PROGRAM PRODUCT - PROGRAM NUMBER 5734-UT2  
 \*\*LY28-6761 OS/MFT, OS/MVT, AND OS/V5 DATA SET UTILITIES SUPPORT FOR  
 ASCII: LOGIC MANUAL, PROG. NO. 5734-UT2  
 \*\*SH20-1558 DOS DBDUMP UTILITY PROGRAM FOR VANDL/I AND DL/I - PROG. NO.  
 5796-AFY DESCRIPTION/OPERATIONS  
 \*\*G320-8107 DOS DBDUMP UTILITY PROGRAM PRODUCTIVITY AID FOR DOS DATA  
 BASE APPLICATION PROGRAM TESTING (VANDL/I OR DL/I)  
 INSTALLED AT SAGNER INC., FREDERICK, MD.  
 \*\*GB21-0857 OS/DITTO AVAILABILITY NOTICE - FDP NUMBER 5798-ARD  
 \*\*SB21-0858 OS/DITTO PROGRAM DESCRIPTION/OPERATIONS MANUAL - FDP NUMBER 5798-ARD  
 \*\*LB21-0859 OS/DITTO SYSTEMS GUIDE - FDP NUMBER 5798-ARD  
 \*\*GB21-0875 DOS/DITTO FOR SYSTEM/360, 370 AVAILABILITY NOTICE - FDP  
 NUMBER 5798-ARN  
 \*\*SB21-0876 DOS/DITTO FOR SYSTEM/360, 370 PROGRAM DESCRIPTION/OPERATIONS  
 MANUAL - FDP NUMBER 5798-ARN  
 \*\*LB21-0877 DOS/DITTO FOR SYSTEM/360, 370 SYSTEMS GUIDE - FDP NUMBER  
 5798-ARN  
 \*\*GB21-0890 DOS FILE GENERATION UTILITY AVAILABILITY NOTICE - FDP NUMBER  
 5798-ARX  
 \*\*SB21-0891 DOS FILE GENERATION UTILITY PDOM - FDP NUMBER 5798-ARX  
 \*\*LB21-0892 DOS FILE GENERATION UTILITY SYSTEMS GUIDE - FDP NUMBER  
 5798-ARX  
 \*\*SC28-6765 OS/MVT AND OS/V52 TSO DATA UTILITIES: COPY, FORMAT, LIST &  
 MERGE: USER'S GUIDE AND REFERENCE, PROG. NO. 5734-UT1  
 \*\*SC28-6767 OS/MVT AND OS/V52 TSO DATA  
 UTILITIES: COPY, FORMAT, LIST, MERGE SYSTEM INFORMATION  
 PROGRAM PRODUCT - PROGRAM NUMBER 5734-UT1  
 \*\*GC28-6768 OS/MVT AND OS/V52 TSO DATA UTILITIES: COPY, FORMAT, LIST, &  
 MERGE - PPS - PROG. NO. 5734-UT1  
 \*\*LYC7-2300 ASSEMBLY LISTING MICROFICHE FOR TSO DATA UTILITIES - PROGRAM  
 PRODUCT 5734-UT1  
 \*\*LY28-6766 OS/MVT AND OS/V52 DATA UTILITIES: COPY, FORMAT, LIST,  
 MERGE: LOGIC MANUAL, PROG. NO. 5734-UT1  
 \*\*GB21-1195 UTILITY DATA REDUCTION SUBROUTINES FOR S/360-370  
 FDP 5798-AZW, NOTICE  
 \*\*SB21-1196 UTILITY DATA REDUCTION SUBROUTINES FOR S/360-370  
 FDP 5798-AZW DESCRIPTIONS/OPERATIONS  
 \*\*LB21-1197 UTILITY DATA REDUCTION SUBROUTINES FOR S/360-370  
 FDP 5798-AZW, SYSTEMS GUIDE  
 \*\*SC21-5014 OS IBM 1288 BASIC UNFORMATTED READ SYSTEM: A DATA CAPTURE  
 UTILITY PROGRAM, PROG. NO. 5734-UT3  
 \*\*GC21-5068 PROGRAM PRODUCT FUNCTIONAL DESCRIPTION FOR IBM 1288 BASIC  
 UNFORMATTED READ SYSTEM (MFT/MVT/V51/V52) PROG. NO. 5734-UT3  
 \*\*LY21-0022 IBM 1288 BASIC UNFORMATTED READ SYSTEM (MFT/MVT/V51/V52):  
 LOGIC MANUAL, PROG. NO. 5734-UT3  
 \*\*SC21-5013 DOS IBM 1288 BASIC UNFORMATTED READ SYSTEM: A DATA CAPTURE  
 UTILITY PROGRAM, PROG. NO. 5736-UT1  
 \*\*GC21-5067 PROGRAM PRODUCT FUNCTIONAL DESCRIPTION FOR IBM DOS 1288  
 BASIC UNFORMATTED READ SYSTEM - PROGRAM PRODUCT  
 NUMBER 5736-UT1  
 \*\*LY21-0021 IBM SYSTEM/360 IBM 1288 BASIC UNFORMATTED READ SYSTEM  
 PROGRAM LOGIC MANUAL PROGRAM NUMBER 5736-UT1  
 \*\*G320-8106 2927 DUAL PRINTER UTILITY PROGRAM - IUP 5796-AFK, RELEASE  
 NOTICE  
 \*\*SH20-1564 3525 GENERAL PURPOSE UTILITIES -IUP 5796-AGE, PDOM

### 33 Sort/Merge

\*\*GC33-4031 OS/V S SORT/MERGE PROGRAM PRODUCT 5740-SM1 DESIGN OBJECTIVES  
\*\*GC33-4032 OS/V S SORT/MERGE: PROG. PROD. 5740-SM1 SPECIFICATIONS  
\*\*GC33-4033 OS/V S SORT/MERGE GENERAL INFORMATION - PROGRAM PRODUCT  
5740-SM1  
\*\*SC33-4034 OS/V S SORT/MERGE INSTALLATION REFERENCE MANUAL - PROG. PROD.  
5740-SM1  
\*\*SC33-4035 OS/V S SORT/MERGE PROGRAMMER'S GUIDE  
PROGRAM PRODUCT 5740-SM1  
\*\*SX33-8001 OS/V S SORT/MERGE REFERENCE SUMMARY PROG. PROD. 5740-SM1  
\*\*LYC7-0904 OS/V S SORT/MERGE, LISTING - PROG. PROD. 5740-SM1  
\*\*LY33-8042 OS/V S SORT/MERGE LOGIC - PROG. PROD. 5740-SM1  
\*\*GC33-4017 IBM SYSTEM/360 DOS SORT MERGE DESIGN OBJECTIVES  
PROG. NO. 5743-SM1  
\*\*SC33-4018 DOS SORT/MERGE PROGRAMMER'S GUIDE - PROGRAM NUMBER 5743-SM1  
\*\*GC33-4019 DOS SORT/MERGE SPECIFICATIONS - PROGRAM NUMBER 5743-SM1  
\*\*GC33-4020 IBM SYSTEM/360 DISK OPERATING SYSTEM SORT/MERGE  
GENERAL INFORMATION, PROGRAM NUMBER 5743-SM1  
\*\*SC33-4023 DOS SORT/MERGE INSTALLATION REFERENCE MANUAL  
PROGRAM NUMBER 5743-SM1  
\*\*LYC7-0901 DOS 01-0 SORT/MERGE LISTINGS - PROGRAM PRODUCT 5743-SM1  
\*\*LY33-8039 DOS SORT/MERGE PROGRAM LOGIC MANUAL  
PROGRAM NUMBER 5743-SM1  
\*\*GC33-4025 DOS/V S SORT/MERGE SPECIFICATIONS - PROGRAM NUMBER 5746-SM1  
\*\*SC33-4026 DOS/V S SORT/MERGE INSTALLATION REFERENCE MANUAL  
PROG. PROD. 5746-SM1  
\*\*GC33-4027 DOS/V S SORT/MERGE DESIGN OBJECTIVES - PROGRAM PRODUCT  
5746-SM1  
\*\*SC33-4028 DOS/V S SORT/MERGE PROGRAMMER'S GUIDE - PROGRAM PRODUCT  
5746-SM1  
\*\*GC33-4030 DOS/V S SORT/MERGE GENERAL INFORMATION - PROGRAM NUMBER  
5746-SM1  
\*\*LYC7-0903 DOS/V S SORT/MERGE 1.0 LISTING - PROGRAM PRODUCT 5746-SM1  
\*\*LY33-8038 DOS/V S SORT/MERGE LOGIC - PROGRAM NUMBER 5746-SM1  
\*\*GB21-1361 DOS/V S SORT FOR 1400 FILES FDP 5798-BDH, NOTICE  
\*\*SB21-1362 DOS/V S SORT FOR 1400 FILES FDP 5798-BDH,  
DESCRIPTION/OPERATIONS  
\*\*LB21-1363 DOS/V S SORT FOR 1400 FILES FDP 5798-BDH SYSTEMS GUIDE  
\*\*GB21-1376 CMS SORT FOR VM/370 FDP 5798-BDW, NOTICE  
\*\*SB21-1377 CMS SORT FOR VM/370 FDP 5798-BDW DESCRIPTION/OPERATIONS  
\*\*LB21-1378 CMS SORT FOR VM/370 FDP 5798-BDW SYSTEMS GUIDE

### 34 System Planning, Generation, Installation, and SMF

\*\*GB21-1513 POWER/V S AND PERFORMANCE ANALYZER FDP 5798-CDG, NOTICE  
\*\*SB21-1514 POWER/V S COST AND PERFORMANCE ANALYZER - FDP 5798-CDG,  
DESCRIPTION/OPERATIONS  
\*\*LB21-1515 POWER/V S COST AND PERFORMANCE ANALYZER  
FDP 5798-CDG, SYSTEMS GUIDE  
\*\*SH20-1618 PEOPLES GAS LIGHT AND COKE COMPANY SMF GRAPHICAL ANALYSIS  
IUP 5796-APP, DESCRIPTION/OPERATIONS  
\*\*G320-8127 SMF - GRAPHICAL ANALYSIS PROGRAM FOR SYSTEM/370 - IUP  
5796-APP, NOTICE  
\*\*GB21-9893 VM/SGP STATISTICS GENERATING PACKAGE, REPORT BROCHURE, IUP 5796-PDD  
\*\*GB21-1404 VS/1 UTILIZATION MONITOR - FDP 5798-CAK, NOTICE

### 35 Emulation, Simulation

\*\*GA24-3595 IBM EMULATOR FOR HONEYWELL SERIES 200 ON SYSTEM/370 USING  
DOS AND DOS/V S (PRPQ): PLANNING GUIDE, PROG. NO. 5799-ADT  
\*\*GA24-3604 EMULATOR FOR HONEYWELL SERIES 200 ON SYSTEM/370 USING DOS  
AND DOS/V S (PRPQ), PROG. NO. 5799-ADT  
\*\*GH20-1153 HONEYWELL SERIES 200 EMULATOR ON SYSTEM/370 USING DOS AND  
DOS/V S (PRPQ) - TRANSITION GUIDE, PROG. NO. 5799-ADT  
\*\*GJD1-4602 S/370 USING DOS/V S IBM EMULATOR FOR HW S200, LISTINGS  
PROG. NO. 5799-ADT  
\*\*LY24-3606 IBM EMULATOR FOR HONEYWELL SERIES 200 ON SYSTEM/370 USING  
DOS & DOS/V S: LOGIC, PROG. NO. 5799-ADT  
\*\*GA24-3594 IBM EMULATOR FOR RCA 301 ON SYSTEM/370 USING DOS AND DOS/V S  
PLANNING GUIDE - PROGRAM NUMBER 5799-ADR  
\*\*GA24-3605 IBM EMULATOR MANUAL FOR RCA 301 ON SYSTEM/370  
USING DOS & DOS/V S, PROG. NO. 5799-ADR  
\*\*GH20-1152 RCA 301 EMULATOR ON SYSTEM/370 USING DOS AND DOS/V S (PRPQ) -  
TRANSITION GUIDE, PROG. NO. 5799-ADR  
\*\*GJD1-4603 S/370 USING DOS/V S IBM EMULATOR FOR RCA 301, LISTINGS  
PROG. NO. 5799-ADR

\*\*LY24-3607 EMULATOR FOR RCA 301 ON SYSTEM/370 USING DOS & DOS/VIS:  
LOGIC, PROG. NO. 5799-ADR

### 36 Control Program

\*\*GB21-1413 DOS/VIS FILE/OPERATIONS CONTROL LANGUAGE - FDP 5798-CAG,  
NOTICE  
5798-CAG, NOTICE  
\*\*SB21-1414 DOS/VIS FILE/OPERATIONS CONTROL LANGUAGE - FDP 5798-CAG,  
DESCRIPTION/OPERATIONS  
\*\*SH20-1552 JOB CONTROL LANGUAGE EDITOR - IUP 5796-PDC,  
DESCRIPTION/OPERATIONS  
\*\*LY20-2064 JOB CONTROL LANGUAGE EDITOR: IUP 5796-PDC SYSTEMS GUIDE  
\*\*G320-1542 JOB CONTROL LANGUAGE EDITOR - IUP 5796-PDC, NOTICE

### 37 RAS

\*\*GH20-1639 DB/DC DRIVER SYSTEM GENERAL INFORMATION MANUAL, PROG. PROD. 5740-XXA  
\*\*GH20-4281 THE DATA BASE/DATA COMMUNICATION DRIVER SYSTEM PROG. PROD.  
5740-XXA, DESIGN OBJECTIVES  
\*\*SH20-1361 TEST DATA GENERATOR: IUP 5796-PBP DESCRIPTION/OPERATIONS  
\*\*LY20-0932 TEST DATA GENERATOR SYSTEMS GUIDE PROGRAM NO. 5796-PBP  
FEATURE NUMBER 8064  
\*\*G320-1530 TEST DATA GENERATOR FOR SYSTEM/370 - IUP 5796-PBP - NOTICE

### 38 Remote Job Entry

\*\*GH20-1574 DOS/VIS REMOTE JOB ENTRY WORKSTATION PROGRAM (PROGRAMMING  
RPQ WF0358) GENERAL INFORMATION MANUAL PROG. NO. 5799-WHX  
\*\*SH20-1589 DOS/VIS REMOTE JOB ENTRY WORKSTATION PROGRAM - PROGRAMMING  
RPQ WF0358 OPERATION & INSTALLATION GUIDE, PROG. NO.  
5799-WHX  
\*\*SH20-1590 DOS/VIS REMOTE JOB ENTRY WORKSTATION PROGRAM (PROGRAMMING  
RPQWF0358) REFERENCE - PROG. NO. 5799-WHX  
\*\*SH20-1592 DOS/VIS REMOTE JOB ENTRY WORKSTATION PROGRAM, LOGIC,  
PROGRAMMING RPQ WF0358 PROG. NO. 5799-WHX  
\*\*GH20-4374 DOS/VIS REMOTE JOB ENTRY WORKSTATION PROGRAM (PROGRAMMING RPQ  
WF0358) - PROGRAM NUMBER 5799-WHX, SPECIFICATIONS  
\*\*GB21-1249 DOS/VIS POWER WORKSTATION SUPPORT FOR THE IBM 2922  
FDP 5798-BBY - NOTICE  
\*\*SB21-1250 DOS/VIS POWER WORKSTATION SUPPORT FOR THE IBM 2922  
FDP 5798-BBY - DESCRIPTION/OPERATIONS  
\*\*LB21-1251 DOS/VIS POWER WORKSTATION SUPPORT FOR THE IBM 2922  
FDP 5798-BBY

### 39 Time Sharing

\*\*SH20-1103 S/370 MCGILL UNIVERSITY SYSTEM FOR INTERACTIVE COMPUTING  
MUSIC RELEASE II PROGRAM DESCRIPTION OPERATIONS MANUAL - IUP  
NUMBER 5796-AAT  
\*\*SH20-1104 S/370 MCGILL UNIVERSITY SYSTEM FOR INTERACTIVE COMPUTING  
MUSIC RELEASE II USER'S GUIDE - IUP NUMBER 5796-AAT  
\*\*LY20-0757 S/370 MCGILL UNIVERSITY SYSTEM FOR INTERACTIVE COMPUTING  
MUSIC RELEASE II SYSTEM GUIDE - IUP NUMBER 5796-AAT  
\*\*G320-1238 S/360 - S/370 MCGILL UNIVERSITY SYSTEM FOR INTERACTIVE  
COMPUTING GENERAL INFORMATION MANUAL - PROGRAM NUMBER  
5796-AAT  
\*\*G320-1408 S/370 MCGILL UNIVERSITY SYSTEM FOR INTERACTIVE COMPUTING  
(MUSIC) RELEASE 2: IUP 5796-AAT NOTICE  
\*\*GB21-1122 TSO COMMAND PROCESSOR - FDP 5798-AYF NOTICE  
\*\*SB21-1123 TSO COMMAND PROCESSOR - FDP 5798-AYF DESCRIPTION/OPERATIONS  
\*\*LB21-1124 TSO COMMAND PROCESSOR - FDP 5798-AYF SYSTEMS GUIDE  
\*\*GB21-1273 TSO/VS2 PROGRAMMING CONTROL FACILITY - FDP 5798-BBJ - NOTICE  
\*\*SB21-1274 TSO/VS2 PROGRAMMING CONTROL FACILITY - FDP 5798-BBJ  
DESCRIPTION/OPERATIONS  
\*\*LB21-1275 TSO/VS2 PROGRAMMING CONTROL FACILITY - FDP 5798-BBJ  
SYSTEMS GUIDE  
\*\*SH18-0007 TSO 3270 PRINTER SUPPORT PROGRAMMING RPQ U94866  
DESCRIPTION AND OPERATION MANUAL PROGRAM NUMBER 5799-ALB  
\*\*LY18-1101 TSO 3270 PRINTER SUPPORT PROGRAMMING RPQ U94866 SYSTEMS  
AND LOGIC MANUAL PROGRAM NUMBER 5799-ALB FEATURE NUMBER 8831  
\*\*GH20-1638 TSO - 3270 STRUCTURED PROGRAMMING FACILITY (SPF),  
GENERAL INFORMATION - PROGRAM NO. 5740-XT2  
\*\*GH20-4279 TSO-3270 STRUCTURED PROGRAMMING FACILITY - PROG. NO.  
5740-XT2, DESIGN OBJECTIVES

#### 40 System Operation

\*\*GB21-1294 OS/VS2 RELEASE 1 STORAGE UTILIZATION DISPLAY PROGRAM  
FDP 5798-BCL, NOTICE

\*\*SB21-1295 OS/VS2 RELEASE 1 STORAGE UTILIZATION DISPLAY PROGRAM  
FDP 5798-BCL DESCRIPTION/OPERATIONS

\*\*LB21-1296 OS/VS2 RELEASE 1 STORAGE UTILIZATION DISPLAY PROGRAM  
FDP 5798-BCL - SYSTEMS GUIDE

\*\*SH20-1606 VM/370 SYSTEM FOR ONLINE TAPE AND DISK LIBRARIES - IUP  
5796-AGN, DESCRIPTION/OPERATIONS

\*\*LY20-2094 VM/370 SYSTEM FOR ONLINE TAPE AND DISK LIBRARIES - IUP 5796-AGN  
SYSTEM GUIDE

#### ITF (Interactive Terminal Facility) - Program Product (20-83)

#### 20 General Information

\*\*LY28-6840 INDEX FOR THE OS/DOS ITF PLM, PROG. NOS. 5734-RC1 AND 3,  
5736-RC1 AND 2

#### 23 BASIC (see also 29 for PL/I and BASIC or 39 for TSO-ITF PL/I and BASIC)

\*\*SC28-6835 IBM SYSTEM/360 OS/DOS ITF: BASIC TERMINAL USER'S GUIDE  
PROGRAM NUMBERS 5736-RC2, 5734-RC3

\*\*SX28-6814 IBM SYSTEM/360 OS/DOS ITF: BASIC, REFERENCE CARD, PROG. NOS.  
5734-RC3 AND 5736-RC2

\*\*LY28-6836 IBM SYSTEM/360 OS/DOS ITF PROGRAM LOGIC  
LANGUAGE COMPONENT: BASIC ROUTINES  
PROGRAM NUMBERS 5736-RC2, 5734-RC3

\*\*LYC7-5018 SYSTEM/360 OPERATING SYSTEM INTERACTIVE TERMINAL FACILITY -  
BASIC MODULES - MICROFICHE LISTINGS - PROGRAM NUMBER  
5734-RC3

\*\*LYC7-5015 DOS ITF RELEASE II - BASIC ASSEMBLY LISTINGS - MICROFICHE  
PROG. PROD. 5736-RC2

#### 29 PL/I

\*\*GC28-6821 IBM SYSTEM/360 DISK OPERATING SYSTEM  
INTERACTIVE TERMINAL FACILITY  
PL/I AND BASIC (PROGRAM PRODUCT DESIGN OBJECTIVES)  
PROGRAM NUMBERS 5736-RC1, 5736-RC2

\*\*GC28-6897 OS INTERACTIVE TERMINAL FACILITY: PL/I AND BASIC - PROG.  
NOS. 5734-RC1, 5734-RC3, - FUNCTIONAL DESCRIPTION

\*\*GC28-6830 IBM SYSTEM/360 DISK OPERATING SYSTEM INTERACTIVE  
TERMINAL FACILITY: PL/I AND BASIC - PPS  
PROGRAM NUMBERS: 5736-RC1 5736-RC2

\*\*SC28-6833 IBM SYSTEM/360 OS/DOS ITF: PL/I INTRODUCTION  
PROGRAM NUMBERS 5734-RC1, 5736-RC1

\*\*GC28-6825 IBM SYSTEM/360 OS/DOS AND OS (TSO) ITF: PL/I AND BASIC  
GENERAL INFORMATION, PROG. NOS. 5734-RC1/2/3/4, 5736-RC1/2

\*\*SC28-6834 IBM SYSTEM/360 OS/DOS ITF: PL/I TERMINAL USER'S GUIDE  
PROGRAM NUMBERS 5734-RC1, 5736-RC1

\*\*SX28-6813 IBM SYSTEM/360 OS/DOS ITF: PLI REFERENCE CARD  
PROGRAM NUMBERS 5734-RC1, 5736-RC1

\*\*LY28-6835 IBM SYSTEM/360 OS/DOS ITF PL/I PROGRAM LOGIC  
LANGUAGE COMPONENT: PL/I ROUTINES  
PROGRAM NUMBERS 5734-RC1, 5736-RC1

\*\*LYC7-5016 IBM OS/360 ITF PL/I LISTINGS, PROG. PROD. 5734-RC1

\*\*LYC7-5013 IBM DOS/360 ITF PL/I, LISTINGS - PROG. PROD. 5736-RC1

#### 34 System Planning, Generation, Installation, SMP

\*\*SC28-6836 IBM SYSTEM/360 OS/DOS ITF INSTALLATION REFERENCE MATERIAL  
PROGRAM NUMBERS 5734-RC1, 3; 5736-RC1, 2

#### 36 Control Program

\*\*LY28-6832 IBM SYSTEM/360 OS/DOS ITF PROGRAM LOGIC INTRODUCTION AND  
METHOD OF OPERATION  
PROGRAM NUMBERS 5734-RC1, 5734-RC3, 5736-RC1, 5736-RC2

\*\*LY28-6833 IBM SYSTEM/360 OS/DOS ITF PROGRAM LOGIC  
INITIALIZATION SYSTEM CONTROL, AND SYSTEM SUPPORT  
PROGRAM LOGIC MANUAL - PROGRAM NUMBERS 5734-RC1,  
5734-RC3, 5736-RC1, 5736-RC2

\*\*LY28-6834 IBM SYSTEM/360 OS/DOS ITF PROGRAM LOGIC  
LANGUAGE COMPONENT CONTROLLER  
PROGRAM LOGIC MANUAL PROGRAM NUMBERS 5734-RC1, 5734-RC3,  
5736-RC1, 5736-RC2

\*\*LY28-6837 IBM SYSTEM/360 OS/DOS ITF PROGRAM LOGIC  
LANGUAGE COMPONENT: COMMON ROUTINES AND REFERENCE DATA  
PROGRAM NUMBERS 5734-RC1, RC3, 5736-RC1, RC2



\*\*LYC7-5014      DOS ITF RELEASE II - SHARED ASSEMBLY LISTINGS - MICROFICHE  
\*\*LYC7-5017      IBM OS/360 ITF SHARED - PROG. PROD. 5734-RC1/RC3

39 Time Sharing

\*\*SC28-6838      IBM SYSTEM/360 OPERATING SYSTEM (TIME SHARING OPTION)  
                  INTERACTIVE TERMINAL FACILITY: PL/1 INTRODUCTION  
                  PROGRAM NUMBER 5734-RC2  
\*\*GC28-6895      OS (TSO) INTERACTIVE TERMINAL FACILITY: PL/I AND BASIC,  
                  FUNCTIONAL DESCRIPTION - PROG NOS. 5734-RC2; 5734-RC4  
\*\*SC28-6839      IBM SYSTEM/360 OPERATING SYSTEM (TIME SHARING OPTION)  
                  INTERACTIVE TERMINAL FACILITY: PL/1 TERMINAL USER'S GUIDE  
                  PROGRAM NUMBER 5734-RC2  
\*\*SC28-6840      IBM SYSTEM/360 OPERATING SYSTEM (TIME SHARING OPTION)  
                  INTERACTIVE TERMINAL FACILITY: BASIC TERMINAL USER'S GUIDE  
                  PROGRAM NUMBER 5734-RC4  
\*\*SC28-6841      IBM SYSTEM/360 OPERATING SYSTEM (TIME SHARING OPTION)  
                  INTERACTIVE TERMINAL FACILITY INSTALLATION REFERENCE MANUAL  
                  PROGRAM NUMBERS 5734-RC2, 5734-RC4  
\*\*LY28-6845      IBM SYSTEM/360 OPERATING SYSTEM (TIME SHARING OPTION)  
                  INTERACTIVE TERMINAL FACILITY PROGRAM LOGIC INDEX  
                  PROGRAM NUMBERS 5734-RC2, 5734-RC4  
\*\*LY28-6842      IBM SYSTEM/360 OPERATING SYSTEM (TIME SHARING OPTION)  
                  INTERACTIVE TERMINAL FACILITY PROGRAM LOGIC INITIALIZATION,  
                  SYSTEM CONTROL, AND SYSTEM SUPPORT  
                  PROGRAM NUMBERS 5734-RC2, 5734-RC4  
\*\*LYC7-5033      TSO ITF (PL/I) LISTINGS, PROG. NOS. 5734-RC2, RC4  
\*\*LYC7-5034      SYSTEM/360 OPERATING SYSTEM TIME SHARING OPTION  
                  INTERACTIVE TERMINAL FACILITY (BASIC ONLY)  
                  PROGRAM PRODUCT LISTING MICROFICHE - PROGRAM NUMBER 5734-RC4  
\*\*LYC7-5035      TSO ITF (SHARED) LISTINGS, PROG. NOS. 5734-RC2, RC4

79 Cross-Industry (see also 82)

\*\*GH20-1027      STAT/BASIC FOR SYSTEM/3 MODEL 6, ITF, AND VM/370-CMS:  
                  GENERAL INFORMATION, PROG. NOS. 5703-XA1, 5734-XA3  
\*\*SH20-1069      STAT/BASIC FOR SYSTEM/3 MODEL 6, ITF, AND VM/370-CMS:  
                  PROGRAM REFERENCE - PROGRAM NUMBERS 5703-XA1, 5734-XA3  
\*\*SH20-1070      STAT/BASIC FOR ITF AND VM/370-CMS: OPERATIONS GUIDE,  
                  PROGRAM NUMBER 5734-XA3  
\*\*GH20-4139      STAT/BASIC, PROG. PROD. 5734-XA3 SPECIFICATIONS  
\*\*LY20-0728      STAT/BASIC FOR ITF AND VM/370 - CMS: LOGIC MANUAL,  
                  FEATURE NUMBER 8100 - PROGRAM NUMBER 5734-XA3

82 Cross-Industry - Mathematics and Science

\*\*GH20-1175      BUSINESS ANALYSIS/BASIC GENERAL INFORMATION MANUAL, PROG.  
                  NOS. 5703-XM3 (SYSTEM/3 MODEL 6) AND 5734-XMB (ITF-OS/DOS/  
                  TSO AND VM/370-CMS)  
\*\*SH20-1262      BUSINESS ANALYSIS/BASIC FOR ITF AND VM/370-CMS OPERATIONS  
                  GUIDE, PROG. NO. 5734-XMB  
\*\*SH20-1264      BUSINESS ANALYSIS/BASIC PROGRAM REFERENCE MANUAL, PROG. NOS.  
                  5703-XM4 (S/3 MOD 6), 5734-XMB (ITF-OS/DOS/TSO & VM/370-CMS)  
\*\*GH20-4326      BUSINESS ANALYSIS/BASIC FOR SYSTEM/3 MODEL 6, ITF (OS, DOS,  
                  TSO), AND VM/370-CMS: SPECIFICATIONS, PROG. NOS. 5703-XM3  
                  AND 5734-XMB  
\*\*LY20-0840      BUSINESS ANALYSIS/BASIC LOGIC MANUAL, PROG. NOS. 5703-XM3  
                  (SYSTEM/3 MODEL 6) AND 5734-XMB (ITF-OS/DOS/TSO, VM/370-CMS)  
\*\*GH20-1128      MATH/BASIC FOR SYSTEM/3 MODEL 6, ITF, AND VM/370-CMS GENERAL  
                  INFORMATION MANUAL, PROG. NOS. 5703-XM2 (SYSTEM/3) AND  
                  5734-XM8 (ITF AND VM/370-CMS)  
\*\*SH20-1157      MATH/BASIC FOR ITF AND VM/370-CMS: OPERATIONS GUIDE,  
                  PROGRAM NUMBER 5734-XM8  
\*\*SH20-1158      MATH/BASIC FOR SYSTEM/3 MODEL 6, ITF AND VM/370-CMS PROGRAM  
                  REFERENCE MANUAL, PROG. NOS. 5703-XM2 (S/3) AND 5734-XM8  
                  (ITF-OS/DOS/TSO AND VM/370-CMS)  
\*\*GH20-4308      MATH/BASIC FOR SYSTEM/3 MODEL 6, ITF (OS, DOS, TSO), AND  
                  VM/370-CMS: SPECIFICATIONS, PROG. NOS. 5703-XM2 AND 5734-XM8  
\*\*LY20-0804      MATH/BASIC FOR SYSTEM/3 MODEL 6, ITF, AND VM/370-CMS: LOGIC  
                  MANUAL, PROG. NOS. 5703-XM2 (SYSTEM/3) AND 5734-XM8 (ITF AND  
                  VM/370-CMS); FEATURE NOS. 8017, 8153

● OTHER SUPPLEMENTARY INFORMATION (85-99)

● 85 Data Processing - Introductory Manuals and Texts

\*\*SR20-4438 CMS FOR PROGRAMMERS -- A PRIMER: (VM/370) TERMINAL-ORIENTED SELF-STUDY TEXT  
 \*\*GC20-1668 DATA COMMUNICATIONS PRIMER: STUDENT TEXT  
 \*\*SR20-4461 INTRODUCTION TO DATA COMMUNICATIONS SYSTEMS STUDENT TEXT  
 \*\*GC20-8096 INTRODUCTION TO DATA MANAGEMENT STUDENT TEXT  
 \*\*GC20-1684 INTRODUCTION TO IBM DATA PROCESSING SYSTEMS: STUDENT TEXT  
 \*\*GC20-1699 DATA PROCESSING GLOSSARY  
 \*\*GC20-1649 INTRODUCTION TO IBM DIRECT-ACCESS STORAGE DEVICES AND ORGANIZATION METHODS: STUDENT TEXT  
 \*\*GB21-9949 IBM CUSTOMER INFORMATION FDP/IUP REFERENCE SUMMARY  
 \*\*G320-1621 IBM MARKETING PUBLICATIONS KWIC INDEX  
 \*\*G310-0012 IBM WORLD TRADE MARKETING PUBLICATIONS KWIC INDEX  
 \*\*GC20-1618 NUMBER SYSTEMS - STUDENT TEXT  
 \*\*GC20-1663 OS (& OS/VS) DEVELOPMENT SUPPORT LIBRARIES: INSTALLATION MANAGEMENT TEXT  
 \*\*SC20-1651 A GUIDE TO PL/I FOR COMMERCIAL PROGRAMMERS (STUDENT TEXT)  
 \*\*SC20-1637 A GUIDE TO PL/I FOR FORTRAN USERS: STUDENT TEXT  
 \*\*SC28-6808 A PL/I PRIMER: STUDENT TEXT  
 \*\*GE20-0312 PREFACE TO PL/I PROGRAMMING IN SCIENTIFIC COMPUTING  
 \*\*GC28-6794 GUIDE TO PL/S II  
 \*\*GH20-1628 A GUIDE TO TESTING IN A COMPLEX SYSTEM ENVIRONMENT  
 \*\*SR20-4193 TSO COMMAND LANGUAGE FOR APPLICATION PROGRAMMERS - A PRIMER  
 TERMINAL-ORIENTED SELF-STUDY TEXT  
 \*\*SR20-4194 TSO COMMAND LANGUAGE FOR ADMINISTRATIVE APPLICATIONS  
 A PRIMER: TERMINAL-ORIENTED SELF-STUDY TEXT  
 \*\*GR20-4260 INTRODUCTION TO VIRTUAL STORAGE IN SYSTEM/370 STUDENT TEXT  
 \*\*GA32-0023 IBM 3803/3420 CUSTOMER CONVERSION GUIDE

### 87 Education - Course Catalogs

\*\*G320-1244 CUSTOMER EDUCATION COURSE CATALOG  
 \*\*G520-2467 COURSE SELECTION GUIDE - DP EDUCATION FOR MANAGERS

### 89 Installation Forms and Supplies

\*\*GX28-6509 IBM SYSTEM/360 ASSEMBLER CODING FORM  
 \*\*GX28-6506 IBM SYSTEM/360 BASIC ASSEMBLER SHORT CODING FORM  
 \*\*GX28-6507 IBM SYSTEM/360 BASIC ASSEMBLER LONG CODING FORM  
 \*\*GX28-1464 COBOL CODING FORM  
 \*\*GX20-8020 FLOWCHARTING TEMPLATE  
 \*\*GX28-7327 FORTRAN CODING FORM  
 \*\*GX20-1701 GENERAL PURPOSE SYSTEMS SIMULATOR CODING FORM  
 PROG. NOS. 5734-XS1, XS2, 5736-XS1, XS3, 360A-CS-17X, 19X  
 \*\*GX20-1761 MATHEMATICAL PROGRAMMING INPUT FORM SYSTEM/360 - 1130  
 \*\*GX20-1702 PROPORTIONAL RECORD LAYOUT FORM  
 \*\*GX20-1711 IBM SYSTEM/360 RECORD LAYOUT WORKSHEET  
 \*\*GX21-9093 RPG CALCULATION SPECIFICATIONS SHEET  
 \*\*GX21-9092 RPG CONTROL CARD AND FILE DESCRIPTION SPECIFICATIONS FORM  
 \*\*GX21-9129 RPG DEBUGGING TEMPLATE  
 \*\*GX21-9091 RPG EXTENSIONS AND LINE COUNTER SPECIFICATIONS SHEET  
 \*\*GX21-9094 RPG INPUT SPECIFICATIONS FORM  
 \*\*GX21-9090 RPG OUTPUT-FORMAT SPECIFICATIONS (FORM)  
 \*\*GX24-3285 IBM 1030 DATA COLLECTION SYSTEM, IBM 1031 PROGRAM CHART  
 \*\*GX24-3092 IBM 1050 DATA COMMUNICATIONS SYSTEM  
 TRANSMISSION - LIMITED MAXIMUM-MESSAGE-RATE GRAPH  
 \*\*GX24-3124 PLANNING CHART, IBM 1050 DATA COMMUNICATION SYSTEM  
 \*\*GX24-3139 IBM 1050 DATA COMMUNICATION SYSTEM, OPERATOR INSTRUCTION SHEET.  
 \*\*GX21-9011 IBM 1062 PROGRAM TAPE LAYOUT SHEET  
 \*\*GX21-9017 IBM 1062 TERMINAL RECORD TAPE, DOCUMENT FEED, PRINTER PLANNING CHART  
 \*\*GX27-2950 2250 DISPLAY LAYOUT SHEET  
 \*\*GX20-1751 IBM 2260 DISPLAY FORMAT  
 \*\*GX27-2901 IMAGE PLANNING CHART - 2760 OPTICAL IMAGE UNIT, REGISTRATION PUNCHING ACME  
 \*\*GX27-2902 IMAGE PLANNING CHART - 2760 OPTICAL IMAGE UNIT REGISTRATION PUNCHING OXBERRY  
 \*\*GX27-2903 2760 LAYOUT GUIDE (REGISTRATION PUNCHING-ACME)  
 \*\*GX27-2904 2760 LAYOUT GUIDE (OXBERRY)  
 \*\*GX27-2905 IBM 2760 OPTICAL IMAGE LIMIT AUXILIARY SCREEN OVERLAY GUIDE  
 \*\*GX27-2951 IBM 3270 INFORMATION DISPLAY SYSTEM LAYOUT SHEET  
 \*\*GX21-9186 IBM 3740 JOB INSTRUCTIONS FORM  
 \*\*GX21-9187 IBM 3740 SYSTEM PRINT CHART  
 \*\*GX21-9185 IBM 3747 DATA CONVERTER RUN SHEET

### 95 EWS (EARLY WARNING SYSTEM)

NOTE: EWS, published on microfiche, contains information useful in program support and problem determination. Automatic updating is available through SLSS (order-number subscription only).

\*\*S2C0-0021 DOS/VS EARLY WARNING MICROFICHE  
 \*\*S2C0-0031 EARLY WARNING MICROFICHE - OS/VIRTUAL SYSTEM  
 \*\*S2C0-0051 MICROFICHE - EARLY WARNING 2025 AND LARGER FILE CARD  
 \*\*S2C0-0301 MICROFICHE EARLY WARNING - PROGRAM PRODUCTS, CSP AND SCP

97 PTF (Program Temporary Fix) Listings

NOTE: PTF Listings are available under SLSS. To order, specify the bill-of-forms number corresponding to the program of interest.

\*\*SBOF-2250 PTF FOR OS/V52  
\*\*SBOF-6375 PTF PROGRAM NUMBER 370N-AS 465 ASSEMBLER  
BASIC MODULES FOR 370 DOS  
\*\*SBOF-6376 PTF PROGRAM NUMBER 370N-CL-453  
SYS. CONT. AND BASIC IOCS FOR 370 DOS  
\*\*SBOF-6377 PTF PROGRAM NUMBER 370N-CQ-469  
BTAM FOR 370 DOS  
\*\*SBOF-6378 PTF PROGRAM NUMBER 370N-CQ-470  
QTAM FOR 370 DOS  
\*\*SBOF-6379 PTF PROGRAM NUMBER 370N-DN-481  
ON LINE TEST EXEC. PROG. FOR 370 DOS  
\*\*SBOF-6380 PTF PROGRAM NUMBER 370N-EU-490  
EMULATOR FOR 370 DOS  
\*\*SBOF-6381 PTF PROGRAM NUMBER 370N-IO-454  
DIRECT ACCESS METHOD FOR 370 DOS  
\*\*SBOF-6382 PTF PROGRAM NUMBER 370N-IO-455  
CONSECUTIVE DISK IOCS FOR 370 DOS  
\*\*SBOF-6383 PTF PROGRAM NUMBER 370N-IO-456  
CONSECUTIVE TAPE IOCS FOR 370 DOS  
\*\*SBOF-6384 PTF PROGRAM NUMBER 370N-IO-457  
ISFMS FOR 370 DOS  
\*\*SBOF-6385 PTF PROGRAM NUMBER 370N-IO-458  
CONSECUTIVE PT IOCS FOR 370 DOS  
\*\*SBOF-6386 PTF PROGRAM NUMBER 370N-IO-476, COMPILER I/O MODULES FOR  
370 DOS  
\*\*SBOF-6387 PTF PROGRAM NUMBER 370N-IO-477  
1259/1412/1419 MICR IOCS FOR 370 DOS  
\*\*SBOF-6388 PTF PROGRAM NUMBER 370N-IO-478  
OPTICAL CHARACTER READER FOR 370 DOS  
\*\*SBOF-6389 PTF PROGRAM NUMBER 370N-CQ-493  
3735 TERMINAL SUPPORT FOR 370 DOS  
\*\*SBOF-6390 PTF PROGRAM NUMBER 370N-UT-491  
SYSTEM UTILITY PROGRAM FOR 370 DOS  
\*\*SBOF-6391 PTF PROGRAM NUMBER 370N-UT-492  
EREP FOR 370 DOS  
\*\*SBOF-6392 PTF PROGRAM NUMBER 370N-SV-495  
2311/2314/3330 SUPERVISOR FOR 370 DOS  
\*\*SBOF-6393 M20 EMULATOR (VERSION 4) PTF'S - PROG. NO. 370N-IC-002  
\*\*SBOF-6400 PTF LISTINGS FOR OS/V51  
\*\*SBOF-6401 DOS PTF - PROGRAM NUMBER 5744-AS1  
\*\*SBOF-6402 155, 158/7074 EMUL PTF PROGRAM NUMBER 5744-AJ1  
\*\*SBOF-6403 165, 168/7080 EMULATOR - PTF PROGRAM NUMBER 5744-AL1  
\*\*SBOF-6404 165, 168/7094 EMULATOR - PTF PROGRAM NUMBER 5744-AM1  
\*\*SBOF-6405 165, 168/7074 EMULATOR  
PTF LISTINGS FOR PROGRAM NO. 5744-AK1  
\*\*SBOF-6407 EMULATOR PTF PROGRAM 5744-AH1  
\*\*SBOF-6440 PTF'S FOR DOS/V5 ASSEMBLER COMPONENT NO. 5745-SC-ASM

99 Type I Program Listings (microfiche)

\*\*GJD1-0001 SYSTEM/370 MODELS 158/168 SYSGEN ICR OS RELEASE 21.6  
PROGRAM NO. 360S-OS-609  
\*\*GJD1-1480 IBM OPERATING SYSTEM/360 DOS EMULATOR PROGRAM FOR  
SYSTEM/370 MODELS 145 AND 155 - PROGRAM NUMBER 360C-EU-738  
\*\*GJD1-1640 OPERATING SYSTEM 370/165 OS-7094 INTEGRATED EMULATOR  
MICROFICHE LISTINGS - PROGRAM NUMBER 360C-EU-740  
\*\*GJD1-1641 OS/360/370 OS/360 M16X/7074 EMULATOR LISTINGS -  
PROG. NO. 360C-EU-739  
\*\*GJD1-1642 7080 EMULATOR FOR SYSTEM/370 MODEL 165 UNDER OPERATING  
SYSTEM/360 - MICROFICHE LISTING - PROGRAM NUMBER 360C-EU-737  
\*\*GJD1-1643 EMULATOR FOR 7074 ON S/370 MODEL 155 UNDER OS  
MICROFICHE - PROGRAM NUMBER 360C-EU-741  
\*\*GJD1-2063 DISK OPERATING SYTEM MODEL 155 EMULATOR  
MICROFICHE LISTINGS - PROGRAM NUMBER 360N-EU-490  
\*\*GJD1-2100 EMULATOR FOR 1401/1440/1460 ON THE SYSTEM/370 MODEL 155  
UNDER OS MICROFICHE LISTING - PROG. NO. 360C-EU-735  
\*\*GJD1-2150 EMULATOR FOR THE IBM 1410/7010 ON THE SYSTEM/370 MODEL 155  
UNDER OS - PROG. 360C-EU-736, LISTINGS  
\*\*GYB0-0854 IBM S/360, 370 ASYMMETRIC MULTIPROCESSING SYSTEM  
(ASP VERSION 3): LISTINGS MICROFICHE  
PROGRAM NUMBER 360A-CX-15X  
\*\*GYB0-0856 S/370 HASP II VERSION 4 MICROFICHE - PROGRAM NUMBER  
370H-TX-001

\*\*GYB0-8501           MICROFICHE FOR IBM SYSTEM/370 DISTRIBUTED SYSTEM - PROGRAM  
                      NUMBER 360A-TX-032  
\*\*SYC7-1117           SYSTEM/370 OS MULTIFONT PREPROCESSOR SUPPORT LISTINGS  
                      PROGRAM NUMBER 360A-TX-031  
\*\*SYC7-1119           SYSTEM/370 DOS MULTIFONT PREPROCESSOR SUPPORT LISTINGS  
                      PROGRAM NUMBER 360A-TX-031

Type I DOS (Version 4) for System/370 only

\*\*GJD1-4601           MODEL 20 EMULATOR ON S/370 USING DOS (V4) - PROGRAM NUMBER  
                      370N-IC-002  
\*\*GJD2-4002           370 DOS BTAM, MICROFICHE LISTING, PROG. NO. 370N-CQ-469  
\*\*GYC7-1900           S/370 DISK OPERATING SYSTEM ASSEMBLER D ASSEMBLY LISTINGS  
                      PROGRAM NUMBER 370N-AS-465  
\*\*GYC7-1901           SYSTEM/370 DISK OPERATING SYSTEM MICROFICHE ASSEMBLY  
                      LISTINGS - SYSTEM CONTROL/BASIC IOCS - PROGRAM  
                      NUMBER 370N-CL-453  
\*\*GYC7-1902           DOS 27.1 DIRECT ACCESS METHOD, ASSEMBLY LISTINGS,  
                      PROG. NO. 370N-IO-454  
\*\*GYC7-1903           DOS 27 SEQUENTIAL DISK IOCS MICROFICHE LISTINGS - PROGRAM  
                      NUMBER 370N-IO-455  
\*\*GYC7-1904           DOS 27 MAGNETIC TAPE IOCS MICROFICHE LISTINGS - PROGRAM  
                      NUMBER 370N-IO-456  
\*\*GYC7-1905           DOS 27 ISPMS MICROFICHE LISTING - PROGRAM NUMBER 370N-IO-457  
\*\*GYC7-1906           DOS-27 PAPER TAPE IOCS - MICROFICHE LISTINGS  
                      PROGRAM NUMBER 360N-IO-458  
\*\*GYC7-1907           DOS 27 SYSTEM UTILITY PROGRAMS, 370N-UT-491 MICROFICHE  
                      LISTING  
\*\*GYC7-1908           S/370 DISK OPERATING SYSTEM ENVIRONMENTAL RECORDING AND  
                      EDITING PROGRAM 370N-UT-492  
\*\*GYC7-1909           S/370 DISK OPERATING SYSTEM BASIC TELECOMMUNICATIONS ACCESS  
                      METHOD ASSEMBLY LISTINGS, PROGRAM NUMBER 370N-CQ-469  
\*\*GYC7-1910           S/370 DISK OPERATING SYSTEM QUEUED TELECOMMUNICATIONS ACCESS  
                      METHOD ASSEMBLY LISTINGS, PROGRAM NUMBER 370N-CQ-470  
\*\*GYC7-1911           SYSTEM/370 DISK OPERATING SYSTEM MICROFICHE ASSEMBLY  
                      LISTINGS 3735 TERMINAL SUPPORT - PROGRAM NUMBER 370N-CQ-493  
\*\*GYC7-1912           SYSTEM/370 DISK OPERATING SYSTEM MICROFICHE ASSEMBLY  
                      LISTINGS OLTEP - PROGRAM NUMBER 370N-DN-481  
\*\*GYC7-1913           S/370 DISK OPERATING SYSTEM SYSTEM/370 EMULATOR ASSEMBLY  
                      LISTINGS - PROGRAM NUMBER 370N-EU-490  
\*\*GYC7-1914           SYSTEM/370 DISK OPERATING SYSTEM MICROFICHE ASSEMBLY  
                      LISTINGS COMPILER I/O MODULES - PROGRAM NUMBER 370N-IO-476  
\*\*GYC7-1915           S/370 DISK OPERATING SYSTEM MAGNETIC CHARACTER READER IOCS  
                      370N-IO-477  
\*\*GYC7-1916           S/370 DISK OPERATING SYSTEM OPTICAL CHARACTER READER IOCS  
                      ASSEMBLY LISTINGS - PROGRAM NUMBER 370N-IO-478  
\*\*GYC7-1917           SYSTEM/370 DISK OPERATING SYSTEM MICROFICHE ASSEMBLY  
                      LISTINGS MICROFICHE INDEX  
\*\*GYC7-1918           DOS 27 ASSEMBLER F - MICROFICHE LISTING  
                      PROGRAM NUMBER 360N-AS-466  
\*\*GYC7-1919           DOS 27 COBOL D - MICROFICHE LISTING  
                      PROGRAM NUMBER 360N-CB-452  
\*\*GYC7-1920           DOS 27 ANS COBOL - MICROFICHE LISTING  
                      PROGRAM NUMBER 360N-CB-482  
\*\*GYC7-1921           S/370 DISK OPERATING SYSTEM LANGUAGE CONVERSION PROGRAM  
                      ASSEMBLY LISTINGS, PROGRAM NUMBER 360N-CV-489  
\*\*GYC7-1922           S/370 DISK OPERATING SYSTEM FORTRAN IV  
                      ASSEMBLY LISTINGS - PROGRAM NO. 360N-FO-479  
\*\*GYC7-1923           DOS 27 FORTRAN LIBRARY SUB PROGRAM MICROFICHE LISTINGS  
                      PROGRAM NUMBER 360N-LM-480  
\*\*GYC7-1924           S/370 DISK OPERATING SYSTEM PL/1 ASSEMBLY LISTINGS, PROGRAM  
                      NUMBER 360N-PL-464  
\*\*GYC7-1925           DOS 27 DISK SORT/MERGE-MICROFICHE LISTINGS - PROGRAM  
                      NUMBER 360N-SM-450  
\*\*GYC7-1926           S/370 DISK OPERATING SYSTEM MODULAR SORT/MERGE ASSEMBLY  
                      LISTINGS PROGRAM NUMBER 360N-SM-483  
\*\*GYC7-1927           DOS 27 UTILITIES GROUP I - MICROFICHE LISTINGS - PROGRAM  
                      NUMBER 360N-UT-461  
\*\*GYC7-1928           S/370 DISK OPERATING SYSTEM GROUP 2 UTILITIES TAPE  
                      360N-UT-462  
\*\*GYC7-1930           DOS 27.1 UTILITIES GROUP 3 MICROFICHE LISTING - PROGRAM  
                      NUMBER 360N-UT-463  
\*\*GYC7-1931           S/370 DISK OPERATING SYSTEM MPS UTILITY MACROS MICROFICHE  
                      ASSEMBLY LISTINGS, PROG. NO. 360N-UT-471

## Part 2. Abstracts

GA21

GA09-1600

IBM 3270 INFORMATION DISPLAY SYSTEM CUSTOM FEATURE DESCRIPTION: 129-3270 ATTACHMENT (RPQ 8T0993)  
This Custom Feature Description manual, GA09-1600, is a component description of the 129 3270 attachment with programming considerations and source for operator's reference. It is for use of executives, programmers and operators; also IBM FE and Marketing personnel.  
Manual  
//14//3270,3271,3272,3275,3277,3284,3286,0129/

GA18-2000

IBM 3767 COMMUNICATION TERMINAL OPERATOR'S GUIDE  
This manual contains operating procedures for the IBM 3767 Communication Terminal. A brief introduction presents general information that is of interest to the operator. Following chapters describe how to prepare the machine for operation (power-on, select mode, and so forth), how to handle the printer (replace ribbon, insert paper, adjust printing, and so forth), how to operate online (to host system), how to correct or edit data (stored in the buffer), and how to operate offline (as a keyboard-printer). A separate chapter is devoted to Problem Determination Procedures (PDP); this chapter contains error recovery procedures and instructions for those cases where the error recurs or is not recoverable. Appendixes contain operating instructions for the calculate-scientific feature, and descriptions of 3767 lights, switches, and keys.  
Manual, 104 pages  
370//09//3767/

GA19-0034

IBM 1275 OPTICAL READER SORTER FOR SYSTEM/360 AND SYSTEM/370  
This publication describes the functional characteristics of the IBM 1275 Optical Reader Sorter and contains recommended programming techniques and complete operating instructions. The manual is intended primarily for systems analysts, programmers, and operators who are working in an OCR environment.  
The 1275 Optical Reader Sorter reads either of two common types of optical character recognition (OCR) printing and sorts intermixed paper documents. Models 1 and 3 operate off-line; Models 2 and 4 can operate either on-line with an IBM System/360 Model 25, 30, 40, or 50, or with an IBM System/370 Model 135, 145, 155, or 165, or off-line.  
For understanding the on-line operation of the 1275, the reader should be familiar with the Systems Reference Library, IBM System/360 Principles of Operation (GA22-6821).  
Systems Library, 116 pages  
SLSS - ORDER NO. SUBSCRIPTION ONLY

GA19-0036

PAPER AND PRINT QUALITY REQUIREMENTS FOR IBM 1270 AND 1275 OPTICAL READER SORTERS  
This publication describes the quality of paper and print required for documents that are to be read by the IBM 1270 and 1275 Optical Reader Sorters. The manual is intended for those responsible for providing the documents and for those who plan and maintain the optical character recognition system.  
The following topics are dealt with:  
1. The mechanical and optical characteristics desired of the paper.  
2. The sizes and conditions of documents.  
3. The quality of the printing, and the printing devices that can be used to obtain this quality.  
4. The procedures for manual, as well as machine, handling of the documents.  
For information on the 1270 and 1275 Optical Reader Sorters, refer to Systems Reference Library (SRL) IBM SYSTEM/360 COMPONENT DESCRIPTION - IBM 1270 OPTICAL READER Sorter, order no. GA19-0035 and component description - IBM 1275 OPTICAL READER SORTER, Order No. GA19-0034. For information on the design of documents, refer to SRL FORM-DESIGN CONSIDERATIONS - SYSTEM PRINTERS, Order No. GA24-3488. For information on the IBM printing devices dealt with in the manual, refer to SRL IBM 1403 PRINTER COMPONENT DESCRIPTION, Order No. GA24-3073 and to the booklet IBM TYPING INSTRUCTIONS FOR OPTICAL CHARACTER RECOGNITION.  
Systems Reference Library Manual, 34 pages  
SLSS - ORDER NO. SUBSCRIPTION ONLY

GA19-0049

IBM SYSTEM/360 AND SYSTEM/370 COMPONENT DESCRIPTION AND OPERATING PROCEDURES: IBM 1288 OPTICAL PAGE READER, MODEL 1  
IBM prepared this publication as an aid for IBM System/360 and System/370 programmers, systems analysts, supervisors, and operators. Sections of the manual also include information of interest to forms designers, manufacturers and input document printers.  
Programmers, systems analysts, and supervisors should be familiar with the system to which the 1288 is attached. For order numbers and names of other publications describing the IBM System/360 and System/370, see the IBM System/360 and System/370 Bibliography, GA22-6822.

See Handwriting Numbers and symbols for the IBM Optical Reader, SR29-1280, and the Handwriting Practice Sheet, SR29-1281, for proper handwriting for 1288 input.

For information about document design and input quality control, see the OCR Input Preparation Guide for the IBM 1287/1288 Character Readers, GC20-1686. Ready reference information for 1288 operators is provided by the Operator Guide, G229-4078 Document Gage for Machine Setup, GX21-9106. Manual, 104 pages  
SLSS - ORDER NO. SUBSCRIPTION ONLY

GA21-9001

IBM 1060 CONFIGURATOR  
Sheet lists units that can be used in a 1060 System Configuration  
Configurator Sheet, 8 1/2 x 11, 2 sides  
//00//1060,1061,1062/

GA21-9010

IBM 1060 DATA COMMUNICATIONS SYSTEM INSTALLATION MANUAL - PHYSICAL PLANNING  
This publication contains detailed information on physical planning for the IBM 1060 Data Communication System. Dimensions, weights, cable specifications, service clearances, physical information for each unit, and electrical and environmental requirements are included.  
Systems Reference Library Manual, 18 pages  
//15//1060,1061,1062/

GA21-9025

IBM 1442-N1 AND N2 COMPONENT DESCRIPTION AND OPERATING PROCEDURES - SRL MANUAL  
This publication describes the operating principles, machine features, and operating procedures of the IBM 1442-N1 Card Read-Punch and the IBM 1442-N2 Card Punch. Also, it discusses in general the operation of these devices with IBM System/360.  
Manual, 20 pages  
360,370//02//1442/

GA21-9026

IBM 2501 MODELS B1 AND B2 COMPONENT DESCRIPTION AND OPERATING PROCEDURES  
This publication describes the operation of the IBM 2501 Card Reader Models B1 and B2 with IBM System/360 Models 30 and higher. Operating principles, system communication, and operating procedures are presented.  
This manual assumes that the reader is familiar with the operation of the IBM System/360, as described in the SRL publication, IBM SYSTEM/360 PRINCIPLES OF OPERATION, Order Number GA22-6821.  
Manual, 16 pages  
360,370//02//2501/

GA21-9027

IBM 2520-B1, B2, AND B3, COMPONENT DESCRIPTION AND OPERATING PROCEDURES - SRL MANUAL  
This publication describes the IBM 2520 Card Read Punch Model B1 and the IBM 2520 Card Punch Models B2 and B3 with IBM System/360 Models 30 and above. Included are discussions of machine features and operating principles and procedures.  
For information about attaching the 2520 to System/360 channels, see the publication IBM SYSTEM/360 CHANNEL characteristics and functional evaluation, (GA24-3411).  
Manual, 36 pages  
360,370//02//2520/

GA21-9028

IBM 357/1030/2790 BADGE SPECIFICATIONS  
This publication provides the specifications for the manufacture of laminated and embossed badges for the IBM 357 and IBM 1030 Data Collection Systems and the IBM 2790 Data Communication System. Included in this publication are: dimensions, a material listing, suggested laminating procedures, quality control measures, and punched-hole registration-checking procedures.  
Individual differences in manufacturing equipment may require some modification to time, temperature, and pressure specification; test badges should be manufactured and checked to provide a basis for possible modifications.  
SRL, 16 pages  
//09//1030,1031,1032,0357,2790,2791/

GA21-9033

IBM SYSTEM/360 COMPONENT DESCRIPTION AND OPERATING PROCEDURES: IBM 2540 CARD READ PUNCH - SRL MANUAL  
This publication explains the operating principles, procedures, and controls of the IBM 2540 Card Read Punch. Special features for the 2540 are also discussed.  
refer to the IBM 2821 Control Unit SRL (GA24-3312), for information concerning the commands, status and sense indicators, and other programming considerations that affect the 2540. For similar information about an IBM 2540 attached to an IBM System/360 through the integrated 2540 attachment feature, refer to IBM SYSTEM/360 MODEL 25 functional characteristics, (GA24-3510).  
Manual, 16 pages  
360,370//02//2540/

GA21-9041

IBM 1035 COMPONENT DESCRIPTION AND OPERATING PROCEDURES  
This publication describes the IBM 1035 Badge Reader and its operation with other units of the IBM 1030 Data Collection System. Included are descriptions of the special features available for units of a 1030 system in which 1035's are used, and an explanation of system timings for badge-only operations.  
Systems Reference Library Manual, 28 pages  
//09//1035/

GA21-9064

IBM SYSTEM/360 COMPONENT DESCRIPTION AND OPERATING PROCEDURES IBM 1287 OPTICAL READER  
This publication describes the IBM 1287 Optical Reader and its features, operating principles and procedures, and operations with IBM System/360. The manual also contains detailed specifications for input documents and tapes, and for input data quality.  
Systems Reference Library Manual, 92 pages  
360,370//04//1287/

GA21-9078

IBM 5486 CARD SORTER OPERATOR'S GUIDE  
This manual describes the use of the IBM 5486 Card Sorter. The 96-Column Card, card coding, and card handling and the operation of the sorter are explained. Examples of the various types of sorting are presented. These examples are designed to help you fully understand what to do and how to do it. Therefore, it is not necessary to have previous knowledge of sorting to use this manual. Keys, lights, switches, and special features are discussed in appropriate sections.  
Product Manual, 42 pages  
//10//5486/

GA21-9081

IBM SYSTEM/360 COMPONENT DESCRIPTION IBM 1288 OPTICAL PAGE READER MODEL 1  
This publication is a reference manual for the IBM 1288 Optical Page Reader, which serves as an input device for the IBM System/360 Models 25, 30, 40, and 50. This manual, which is organized by function, discusses:  
Interconnection between the 1288 and the processing unit.  
Characters read by the 1288 and their data codes.  
Data transfer between the 1288 and the system.  
Programming information about 1288 control, status signals, and sense indications.  
Optical Mark data recording and reading.  
Operator controls for the 1288.  
Operating procedures for the 1288 that are not application dependent.  
Input document design and printing.  
Special features for the 1288.  
Input data printing.  
The principle audience for this publication will be IBM System/360 programmers, system analysts, supervisors, and operators. Others who will use the manual are forms designers, forms manufacturers, and input document printers.  
Programmers, systems analysts, and supervisors using this manual will need to be familiar with the system to which the 1288 is attached.  
Systems Reference Library Manual, 54 pages  
360,370//04//1288/

GA21-9124

IBM 3504 CARD READER/IBM 3505 CARD READER AND IBM 3525 CARD PUNCH SUBSYSTEM  
This manual is a reference manual for programmers (assembler language level) and is an operator's guide. It discusses the IBM 3504 Card Reader Models A1 and A2 (natively attached). This manual is an assembler level programmer's reference manual and an operator's guide. It describes the IBM 3504 Card Reader (an 80-column device that natively attaches to the IBM System/370), the IBM 3505 Card Reader (an 80-column device that attaches to a System/370 channel) and the IBM 3225 Card Punch (an 80-column device that attaches natively to either an IBM 3505 Card Reader or a System/370). These card devices and their interfaces with the system comprise subsystems that do much of the error logging and error recovery support usually provided by the system. The subsystem is buffered, channel overrun cannot occur, and data can be transferred to and from the subsystem in burst mode.

The manual contains information about instructions and commands error indications, conditions, and recovery procedures, a description of the devices, data about operator procedures and controls, and application hints.  
Manual, 136 pages  
370//02//3504,3505,3525/

GA21-9131

3741 DATA STATION OPERATOR'S GUIDE  
This book gives a 3741 operator procedures for doing normal key entry operations. It is for people who are, or will be doing key entry jobs with a 3741. The operator's guide is to be used as a reference to find the necessary steps to perform a job.  
Manual, 128 pages  
//08//3741/

GA21-9136

3742 DUAL DATA STATION OPERATOR'S GUIDE  
This book gives a 3742 operator procedures for doing normal key entry operations. It is for people who are, or will be doing key entry jobs with a 3742. The operator's guide is to be used as a reference to find the necessary steps to perform a job.  
Manual, 120 pages  
//08//3742/

GA21-9139

IBM 1287 OPTICAL READER MODEL 5: GENERAL INFORMATION  
This manual contains introductory information about the 1287 Optical Reader Model 5 for programmers, system analysts, supervisors, and machine operators. To fully understand the content of this manual, readers should be familiar with other 1287 models. References to the 1287 SRL GA21-9064 are made throughout the manual where basic 1287 operations information is necessary to understand Model 5 functions.  
General Information Manual, 16 pages  
360,370//04//1287/

GA21-9143

IBM 3881 OPTICAL MARK READER MODELS 1 AND 2 REFERENCE MANUAL AND OPERATOR'S GUIDE  
This manual describes the use of the 3881 as a reader that reads marks onto magnetic tape via an IBM Model 2 3410.  
The manual provides customer management, analysts, and programmers with detailed information about the functions and capabilities of the 3881. It describes the format of 3881 forms, explains forms layout, and printing and ink specifications. It contains sections on marking the forms with pencil, preprinted marks, and IBM line printers. The manual describes how to control 3881 by means of the IBM 3881 Format Control Sheets and how to control on-line 3881s by System/370 commands (assembler level programming). An operator's guide section provides detailed information about lights, keys, error stops, and operating procedures.  
Manual, 100 pages  
370,5410,5415//04//3881/

GA21-9144

IBM 2596 CARD READ PUNCH PROGRAMMER'S REFERENCE MANUAL AND OPERATOR'S GUIDE - SYSTEMS REFERENCE LIBRARY  
This manual describes the IBM 2596 Card Read Punch. The manual is intended for IBM System/360 or IBM System/370 systems analysts, programmers experienced in assembler language, and operators.  
This manual describes the following:  
o General hardware characteristics of the 2596.  
o Commands, status bytes, sense bytes and timing considerations.  
o Keys, lights, and operating procedures.  
Manual, 41 pages  
360,370//02//2596/

GA21-9147

IBM 3886 OPTICAL CHARACTER READER MODEL I REFERENCE MANUAL  
The IBM 3886 Optical Character Reader Reference Manual (MODEL I) contains operational capabilities and programming requirements for the 3886 Model I. The manual is written for customer management, systems analysts, and data processing equipment operators, familiar with data processing operations, but not necessarily with OCR devices or techniques.  
Manual, 70 pages  
370//04//3886/

GA21-9148

IBM 3886 OPTICAL CHARACTER READER INPUT DOCUMENT DESIGN GUIDE AND SPECIFICATIONS  
The 3886 Document Design Guide contains detailed instructions and specifications for the preparation of acceptable input documents for the IBM 3886. The manual is written for systems analysts, forms design personnel, and forms manufacturers.  
Manual, 45 pages  
370//04//3886/

GA21-9150

IBM SYSTEM/360 AND SYSTEM/370 COMPONENT DESCRIPTION AND OPERATING PROCEDURES: IBM 1287 OPTICAL READER, MODEL 5  
This publication is a reference manual for the IBM 1287 Optical Reader, Model 5, which serves as an input device for the IBM System/360 Models 22, 25, 30, 40, 50, 65, 65MP, 75, and when in 65 mode, 67; and IBM System/370 Models 135, 145, 155, and 165. This manual, which is organized by function, discusses:  
o Interconnection between the 1287 and the processing unit.  
o Characters read by the 1287 and their data codes.  
o Special features for the 1287.  
o Data transfer between the 1287 and the system.  
o Programming information about 1287 control, status signals, and sense indications.  
o Operator controls for the 1287.  
o Operating procedures for the 1287 that are not application dependent.  
o Input document design and printing.  
o Input data printing.

The principle audience for this publication will be IBM System/360 and IBM System/370 programmers, system analysts, supervisors, and operators. Others who will use the manual are forms designers, forms manufacturers, and input document printers. Programmers, systems analysts, and supervisors using this manual will need to be familiar with the system to which the 1287 is attached.  
Manual, 92 pages  
360,370//04//1287/

analysts, and system engineers who wish specific information on program coding, modes of operation, and operational considerations for the IBM 3742 Dual Data Station.

The publication assumes that the reader is familiar with data entry techniques and is also familiar with the contents of the following manuals:

- o IBM 3740 Data Entry System - System Summary and Installation Planning, GA21-9152
- o IBM 3742 Dual Data Station Operator's Guide, GA21-9136

Manual, 64 pages  
//08//3742/

## GA21-9152

IBM 3740 DATA ENTRY SYSTEM - SYSTEM SUMMARY AND INSTALLATION PHYSICAL PLANNING

This manual is intended for customer executives, customer DP managers, key entry supervisors, and installation planning consultants. It should be used where general information about the system is required.

The manual contains descriptive information about the system and each unit. Discussions of available functions and features, information on the media, probable programming changes, and suggested operating procedures are included. Installation planning information is also part of this publication. In addition, a bibliography of applicable teleprocessing publications is included in the teleprocessing section.

Manual, 64 pages  
//08//3740,3741,3742,3747,3713,3540/

## GA21-9194

IBM 3741 MODELS 3 AND 4 PROGRAMMABLE WORK STATION PROGRAMMING REFERENCE MANUAL

This manual contains detailed reference material about Application Control Language (ACL) programming for the IBM 3741 Models 3-4. Information in the manual is intended to satisfy the requirements of ACL programmers and 3741 Model 3-4 operators.

Manual, 136 pages  
//08//3741/

## GA21-9154

IBM 3886 OPTICAL CHARACTER READER MODEL 2 COMPONENT REFERENCE MANUAL

The IBM 3886 OCR Model 1 Component Reference Manual contains component description and operational capabilities of the 3886 Model 1. The manual is written for 3886 Mod 1 users, systems analysts, supervisors, and operators. Sections of the manual also contain information of interest to programmers.

Manual, 92 pages  
//04//3886/

## GA21-9195

A PROGRAMMER'S INTRODUCTION TO THE APPLICATION CONTROL LANGUAGE (FOR 3741 MODELS 3 & 4 PROGRAMMING WORKSTATION)

This publication is intended for persons who want to learn how to write programs using ACL (Application Control Language). ACL is the programming language used on the IBM 3741 Models 3 and 4 Programmable Work Station. The publication is an educational tool for programmers who either already know a computer language, or have just learned programming by attending the IBM class in ACL. The reader should be familiar with the data processing concepts and the operation of the IBM 3741 Models 1 and 2 Data Station.

This publication is divided into two chapters. The first chapter is an introduction to ACL. It briefly describes ACL control statements and instructions and gives a procedure to code an ACL program. The second chapter describes the ACL control statements and instructions that a programmer must use. The information in this chapter is arranged so that you learn the functions and structure of the language first and then the operations. After reading this publication, you should have enough knowledge about ACL to write a program. The Order Entry program is used as an example throughout the chapter.

Manual, 244 pages  
SLSS - ORDER NO. SUBSCRIPTION ONLY

## GA21-9167

IBM SYSTEM/370: 5425 MULTI-FUNCTION CARD UNIT PROGRAMMER'S REFERENCE MANUAL AND OPERATOR'S GUIDE

This manual describes the IBM 5425 Multi-Function Card Unit, Models A1 and A2, which is a natively-attached 96-column card reader for IBM System/370. The manual will be of interest to IBM System/370 systems analysts, programmers experienced in assembler language, and operators.

Besides describing the devices, the manual describes the commands, status bytes, sense bytes, and timing considerations for the 5425, and describes keys, lights, and operating procedures.

Manual, 52 pages  
3115,3125//02//5425/

## GA21-9196

IBM 3741 MODELS 3 AND 4 PROGRAMMABLE WORK STATION GENERAL INFORMATION

This publication provides general information about the IBM 3741 Programmable Work Station. It describes the new functions of the work station and the Application Control Language which is used to control the work station. Examples of applications that can be used on the work station are also provided.

This publication is for company executives, system analysts, data processing managers, programmers, and installation managers who wish general information about the IBM 3741 Programmable Work Station.

Manual, 25 pages  
//08//3741/

## GA21-9170

IBM 3747 DATA CONVERTER REFERENCE MANUAL & OPERATOR'S GUIDE

This guide gives operating instructions for the 3747 Data Converter. Also contains explanatory material needed for new operators. All message codes, their meanings, and required actions are also given.

Guide, 44 pages  
//08//3747/

## GA21-9182

THE IBM DISKETTE FOR STANDARD DATA INTERCHANGE

The manual provides information about the IBM diskette (IBM Part Number 2305830) that is used by the IBM 3540, IBM 3741, IBM 3742, and IBM 3747.

Because it contains information about the general description, terminology, handling, shipping, and data format of the diskette, the manual will be of interest to most people being introduced to the diskette media for the first time.

Much of the information presented in this manual is not available in other publications. Therefore, the manual is a co-requisite to IBM 3540, 3741, 3742, and 3747 manuals.

Manual, 20 pages  
//08//3540,3741,3742,3747/

## GA21-9197

IBM 3540 DISKETTE INPUT/OUTPUT UNIT OPERATOR'S GUIDE AND PROGRAMMER'S REFERENCE MANUAL

This manual provides experienced assembler language and machine level programmers, systems analysts, and machine operators with reference information about the IBM 3540. The manual contains descriptions of IBM S/370 instructions and commands used to control the 3540. It provides them with error indications, conditions, and recovery procedures. It provides systems analysts and machine operators with a description of the 3540, its operator controls, and operator procedures.

Programmers using this manual should be familiar with the system to which the 3540 will be attached, and should understand the system interface characteristics.

Manual, 56 pages  
370//08//3540/

## GA21-9183

IBM 3741 DATA STATION REFERENCE MANUAL

This publication is a reference manual intended for installation supervisors, application personnel, system analysts, and system engineers who wish specific information on program coding, modes of operation, and operational considerations for the IBM 3741 Data Station.

The publication assumes that the reader is familiar with data entry techniques and is also familiar with the contents of the following manuals:

- o IBM 3740 Data Entry System Summary and Installation Planning, GA21-9152
- o IBM 3741 Data Station Operator's Guide, GA21-9136

Manual, 108 pages  
//08//3741/

## GA21-9221

IBM 3742 DUAL DATA STATION FUNCTION CONTROL FEATURE REFERENCE MANUAL SUPPORTING RPQ 843866

This manual describes the operation and use of the FCF (Function Control Feature) of the IBM Dual Data Station The FCF is made available by RPQ 843866.

This manual is written with the assumption that you can operate the IBM 3742 Dual Data Station and are familiar with the IBM 3742 Dual Data Station Operator's Guide, GA21-9136, and the IBM 3742 Dual Data Station Reference Manual, GA21-9184. This manual does not contain any information covered in these publications. You should have an understanding of general programming concepts to make full use of this manual. You should also read the general description of the FCF and its operation with the 3742 programs before going on to the following sections.

Several examples illustrate functions for which the RPQ

## GA21-9184

IBM 3742 DUAL DATA STATION REFERENCE MANUAL

This publication is a reference manual intended for installation supervisors, application personnel, system

was intended. There is considerable flexibility in the FCF functions that can be performed. You can also implement functions not addressed in this manual. However, no programming support or assistance is provided beyond that contained in the manual.  
Manual, 44 pages  
//14//3742/

## GA21-9224

IBM 3740 DATA ENTRY SYSTEM ASCII RPQ REFERENCE MANUAL SUPPORTING RPQS S40064, S40075, and S40081  
This publication is intended for customer programmers, system analysts, operators, and IBM system engineers who need specific information about the 3740 Data Entry System RPQs. This publication describes only the differences between the ASCII RPQ and the standard EBCDIC machine operations. This publication assumes the reader understands the contents of the following manuals:

- o IBM 3740 Data Entry System, System Summary and Installation Manual -- Physical Planning, GA21-9152.
- o IBM 3741 Data Station Operator's Guide, GA21-9131.
- o IBM 3742 Dual Data Station Operator's Guide, GA21-9136.
- o IBM 3741 Data Station Reference Manual, GA21-9183.
- o IBM 3742 Dual Data Station Reference Manual, GA21-9184.
- o The IBM Diskette for Standard Data Interchange, GA21-9182.
- o IBM 3747 Data Converter Reference Manual and Operator's Guide, GA21-9170.
- o IBM 3740 Data Entry System Programmer's Guide, GA21-5071.

Manual, 22 pages  
//14//3741,3742,3747/

## GA22-6822

IBM SYSTEM/360 AND SYSTEM/370 BIBLIOGRAPHY  
This bibliography lists and describes all technical publications on hardware, licensed programs, Types I-III programming, and other supplementary information needed by those who plan for, install, program, or operate the IBM System/370 or the IBM System/360 Model 22 and above. Titles, abstracts, order nos., current status, subject codes, and graphic library charts are included. Publications supporting OS/VS1, OS/VS2, DOS/VS and VM/370 are in virtual storage supplement (GC20-0001). System/360 Model 20 publications are in GA26-3565. Bibliography, 432 pages  
360,370/////

## GA22-6846

IBM SYSTEM/360 COMPONENT DESCRIPTION  
IBM 2702 TRANSMISSION CONTROL  
Information concerning the operation of an IBM 2702 in a System/360 based Teleprocessing operation is provided in this publication. It contains the following information:

- A generalized description and advantages of the 2702 within a System/360-Teleprocessing activity
- A functional description of the various sections and features of the 2702
- Operational functions of the 2702
- IBM 2702 commands--both channel based and terminal control based
- Individual sections on 2702 Terminal Controls

Terminal Controls

- IBM Terminal Control Type I
- IBM Terminal Control Type II
- World Trade Telegraph Terminal Control
- IBM Telegraph Terminal Control Type I
- IBM Telegraph Terminal Control Type II

Related literature is referenced by form number and briefly described in the IBM SYSTEM/360 BIBLIOGRAPHY, Form GA22-6822.  
Manual, 176 pages  
360,370//09//2702/

## GA22-6864

IBM 2701 DATA ADAPTER UNIT COMPONENT DESCRIPTION  
The IBM 2701 Data Adapter Unit Component Description is a reference manual describing the functions of the IBM 2701. The IBM 2701 permits an IBM System/360 or System/370 to communicate with a variety of remote terminals, devices, and stations.  
This publication is designed to help the 2701 user, operator, and programmer to achieve efficient use of the 2701. Detailed descriptions are presented for:

- o The 2701 in the IBM System/360 and System/370 environment
- o Characteristics of the 2701 (including features)
- o Terminal adapter types: IBM Start/Stop Terminal Adapters, Telegraph Terminal Adapters, Parallel Data Adapter, Synchronous Transmit Receive (STR) Adapter, and Binary Synchronous Communications (BSC) Adapter
- o Programming considerations for the 2701
- o Line control sequences to and from the 2701 and attached terminals
- o Ending status and sense bit descriptions

The reader should have a knowledge of teleprocessing and be familiar with the principles of operation for the IBM System/360 or System/370. For detailed information about Binary Synchronous Communication, refer to General Informa-

tion - Binary Synchronous Communications (GA27-3004). For detailed information about a specific terminal, refer to the appropriate publication for that terminal.  
Systems Reference Library Manual, 204 pages  
360,370//09//2701/

## GA22-6866

SYSTEM/360 COMPONENT DESCRIPTIONS: 2400-SERIES MAGNETIC TAPE UNITS, 2803/2804 TAPE CONTROLS, AND 2816 SWITCHING UNIT MODEL 1  
This manual contains a comprehensive presentation of the characteristics, functions, and features of the IBM 2400 Series Magnetic Tape Units, 2803/2804 Tape Controls, and a general description of the IBM 2816 Model 1 Switching Unit. The 2400 series consists of the 2401, 2402, and 2420 Magnetic Tape Units, and 2403, 2404, and 2415 Magnetic Tape Units and Controls.  
In most instances, operational descriptions are limited to the channel and command level. Operating functions and procedures common and fundamental to all I/O operations are described in IBM SYSTEM/360 PRINCIPLES OF OPERATION, Order Number GA22-6821.  
Subjects covered include magnetic tape unit principles; keys and lights; tape load, unload, and cleaning procedures; status and sense information; magnetic tape handling; tape block and reel organization; and error recovery procedures.  
Manual, 70 pages  
2020,1800,360,370//05//2400,2401,2402,2403,2404,2816,2415,2803,2804/

## GA22-6877

IBM SYSTEM/360 COMPONENT DESCRIPTIONS AND OPERATING PROCEDURES IBM 1052 PRINTER-KEYBOARD MODEL 7 WITH IBM 2150 CONSOLE  
This publication describes the functional and operational characteristics of the IBM 1052 Printer-Keyboard Model 7 with the IBM 2150 CONSOLE.  
Systems Reference Library Manual, 22 pages  
360,370//01//1052,2150/

## GA22-6895

IBM SYSTEM/360 COMPONENT DESCRIPTIONS - 2820 STORAGE CONTROL AND 2301 DRUM STORAGE  
This publication contains reference information for the operation and programming of the IBM 2820 Storage Control and IBM 2301 Drum Storage. It also contains a brief description of the special features that are available for use with the devices.  
Systems Reference Library Manual, 44 pages  
360,370//07//2301,2820/

## GA22-6935

IBM SYSTEM/370 MODEL 165 FUNCTIONAL CHARACTERISTICS  
This publication describes the organization and the functional characteristics of the IBM System/370 Model 165, an information-processing system designed for very high-speed, large-scale scientific and business applications.  
The system components are described, and a detailed consideration is given to the functions of processor storage, the central processing unit, the input/output channels, and the operator-control and operator-intervention portions of the system control panel. In addition, certain coding and timing considerations are described.  
The reader is assumed to have a knowledge of information-processing systems and to have an understanding of the System/360, as that system is described in the IBM SYSTEM/360 PRINCIPLES OF OPERATION, Order No. GA22-6821. The IBM SYSTEM/370 PRINCIPLES OF OPERATION, GA22-7000, should be used in conjunction with the IBM SYSTEM/360 PRINCIPLES OF OPERATION.  
Functional Characteristics Manual, 48 pages  
3165//01//

## GA22-6942

IBM SYSTEM/370 MODEL 155 FUNCTIONAL CHARACTERISTICS  
This publication describes the organization, functional characteristics, and features of the IBM System/370 Model 155. System components are described, and consideration is given to the central processing unit, main storage, input/output channels, and the operator control and operator intervention portions of the system control panel. Instruction timing information is also given.  
This publication is intended for users and potential users of the Model 155. The reader is assumed to have a background knowledge of data processing systems.  
Functional Characteristics Manual, 46 pages  
3155//01//

## GA22-6943

IBM SYSTEM/360 AND SYSTEM/370 MODEL 195 FUNCTIONAL CHARACTERISTICS  
This publication describes the organization and functional characteristics of the IBM System/360 Model 195, an information-processing system designed for ultrahigh-speed, large-scale scientific applications.  
System components are described, and detailed consideration is given to the functions of processor storage, central processing unit, input/output channels, and operator-control and operator-intervention portions of the system control panel. Coding and timing



considerations are discussed.

The reader is assumed to have a knowledge of information-processing systems and to have read the IBM System/360 Principles of Operation, Order Number GA22-6821. Systems Reference Library Manual, 40 pages 3195//01///

GA22-6944

IBM SYSTEM/360 AND SYSTEM/370 MODEL 195 CONFIGURATOR  
Sheet shows all units that can be configured on the System/360, Model 195.  
Configuration Sheet, 2 pages  
3195//00///

GA22-6951

IBM 50 MAGNETIC DATA INSCRIBER OPERATOR'S GUIDE  
This manual for the IBM 50 Magnetic Data Inscrubber (MDI) has been prepared to satisfy the requirements of the operator. It contains descriptions, in text and illustrations, of all the possible operations. Included are a general description of the machine and its capabilities, procedures for readying the machine, and detailed descriptions of operations, recovery procedures, specific applications, special features, and available accessories.  
Manual, 129 pages  
//10//0050/

GA22-6954

IBM SYSTEM/360 AND SYSTEM/370 MODEL 195 OPERATING PROCEDURES  
Provides procedures relative to operating the S/360 and S/370 Model 195. Manual is directed to those individuals who will be operating the Model 195.  
Manual  
3195//01///

GA22-6955

IBM SYSTEM/370 SPECIAL FEATURE DESCRIPTION: 709/7090/7094/7094 II COMPATIBILITY FEATURE FOR IBM SYSTEM/370 MODEL 165  
This publication contains information about the IBM 7094 compatibility feature (#7119), which adds interpretive facilities to System/370 Model 165 for use by the IBM 7094 emulator program. The combination of the feature and the program (referred to as the 7094 emulator) allows execution on IBM System/370 Model 165 of programs written for the IBM 709, 7090, 7094, and 7094 II Data Processing Systems. Systems Reference Library Manual, 52 pages  
3165,3168//13//7090,7094,0709/

GA22-6956

IBM SYSTEM/370 MODEL 165 CONFIGURATOR  
Diagram of 3165 Processing Unit and attachable channels (no I/O units) showing capacities and all standard and special features.  
Configurator Sheet, 1 page  
3165//00///

GA22-6957

IBM SYSTEM/370 MODEL 155 CONFIGURATOR  
This sheet shows standard and optional features, main storage sizes by model, channel and sub-channel availability by model, and adapters required for console I/O units on the System/370 Model 155.  
System Configurator, 1 sheet  
3155//00///

GA22-6958

7070/7074 COMPATIBILITY FEATURE FOR IBM SYSTEM/370 MODELS 165, 165 II, and 168  
This publication contains information about the IBM 7070/7074 compatibility feature, which adds interpretive facilities to System/370 Model 165 for use by the IBM 7074 emulator program. The combination of the feature and the program (referred to as the 7074 emulator) allows execution on IBM System/370 Model 165 of programs written for the IBM 7070 and 7074 Data Processing Systems. Systems Reference Library Manual, 36 pages  
3165,3168//13//7070,7072,7074/

GA22-6962

IBM SYSTEM/370 MODEL 155 CHANNEL CHARACTERISTICS  
This publication describes methods used to calculate System/370 Model 155 data handling capabilities that are dependent upon I/O-channel configurations and operations. Considerations of methods are also presented for priority attachment of I/O devices for maximum throughput.  
Information related to specific I/O devices is contained in separate Systems Reference Library publications. These publications are listed by order number and briefly described in IBM System/360 Bibliography, GA22-6822.  
This manual is intended for users at the system programmer level; it assumes a thorough background in I/O programming techniques.  
Systems Reference Library Manual, 52 pages  
3155//01///

GA22-6963

7080 COMPATIBILITY FEATURE FOR IBM SYSTEM/370 MODELS 165, 165 II, and 168  
This publication contains information about the IBM 7080 compatibility feature, which adds interpretive facilities to System/370 Model A65 for use by the IBM 7080 emulator program. The combination of the feature and the program (referred to as the 7080 emulator) allows execution on IBM System/370 Model 165 of programs written for the IBM 7080 Data Processing System. Systems Library Manual, 48 pages  
3165,3168//13//7080/

GA22-6966

IBM SYSTEM/370 MODEL 155 OPERATING PROCEDURES  
This manual describes operator procedures for an IBM System/370 Model 155. Machine coverage includes console indicators, switches, and keys; printer-keyboard; and operating procedures. The manual is intended for the Model 155 system operator. The reader is assumed to have a knowledge of information-processing systems and to have read the IBM SYSTEM/360 OPERATING SYSTEM: OPERATOR'S PROCEDURES, GC28-6692. Systems Library Manual, 40 pages  
3155//01///

GA22-6969

IBM SYSTEM/370 MODEL 165 OPERATING PROCEDURES  
This manual describes the manual operator procedures for an IBM System/370 Model 165. This material provides a guide to performing the procedures which cover the bulk of the operator's job in operating the Model 165. This publication is written for the working operator who has already received training in general computer operation. This book is prepared specifically for the Model 165 system operator; other models have their own manuals. Covering the overall daily manual operation, this information includes System Procedures, Operator Intervention Procedures, How the System Works (control panels), and supplementary appendixes useful for operating this model. The reader is assumed to have read the IBM SYSTEM/360 OPERATING SYSTEM: OPERATOR'S PROCEDURES, GC28-6692. Systems Library Manual, 80 pages  
3165//01///

GA22-6983

SYSTEM/370 SPECIAL FEATURE: CHANNEL-TO-CHANNEL ADAPTER  
This publication provides a functional description of the SYSTEM/370 Channel-to-Channel Adapter. The System/370 and System/360 channel-to-channel adapters are alike in function and similar in operation. This manual describes all the functions of the System/360 adapter as provided in IBM System/360 Special Feature Channel-to-Channel Adapter, plus unique System/370 extensions. Reference information is included which pertains to the adapter's use, operation, and commands, and status data required for the assembly language programming.  
The reader should possess a basic knowledge of data processing systems and, specifically, the IBM System/370. Such information can be found, for example, in the Introduction to IBM Data Processing Systems, GC20-1684, and in the IBM System/370 System Summary, GA22-7001.  
This manual is directed to the user who needs a description of the adapter's function and operation, as well as to the systems programmer, systems engineer, or maintenance personnel who need reference information in the writing and maintenance of assembly language programs for the channel-to-channel adapter.  
Manual, 20 pages  
370//13///

GA22-7000

IBM SYSTEM/370 PRINCIPLES OF OPERATION  
This publication provides, for reference purposes, a detailed definition of the machine functions performed by System/370. System/370, like System/360, consists of many models of general purpose computers, each of which can process both commercial and scientific data.  
The manual describes each function to the level of detail that must be understood in order to prepare an assembly language program that relies on that function. It does not, however, describe the notation and conventions that must be employed in preparing such a program, for which the user must instead refer to the appropriate assembly language manual.  
The information in this manual is provided principally for use by assembly language programmers, although anyone concerned with the functional details of System/370 will find it useful.  
Because this manual is written as a reference document, it should not be considered to be an introduction or a textbook for System/370. It assumes the user has a basic knowledge of data processing systems, and specifically, the System/370, such as can be derived from the Introduction to IBM Data Processing Systems, GC20-1684, and the IBM System/370 System Summary, GA22-7001.  
The information presented in this manual is grouped into 14 chapters and several appendixes. The major topics presented include: Control, Dynamic Address Translation, Interruptions, Multiprocessing, System Control Instructions, General Instructions, Decimal Instructions, Floating Point Instructions, Machine-Check Handling, Input/Output Operations, and System Console.

Manual, 318 pages  
370//01//

optional features.  
Chart  
3158//00//

## GA22-7001

IBM SYSTEM/370 SYSTEM SUMMARY

This publication is intended to provide basic information about IBM System/370, the data processing system based on IBM System/360 but extending beyond the capabilities of that system. The objective of this publication is to help readers achieve a general understanding of this data processing system and of the interrelationships of its components. Briefly discussed are the system concepts, features, individual models, programming systems, and attachable input/output devices of System/370.

A basic knowledge of data processing systems, such as that given in the INTRODUCTION TO IBM DATA PROCESSING SYSTEMS, GC20-1684, is assumed.

More detailed information about System/370 is available in IBM System/370 PRINCIPLES OF OPERATION, GA22-7000, and the associated publication, IBM SYSTEM/360 PRINCIPLES OF OPERATION, GA22-6821. For more information about any individual System/370 model, see the functional characteristics manual for the model.  
System Summary, 121 pages  
370//00//

## GA22-7014

SYSTEM/370 MODEL 168 CONFIGURATOR

This chart is a graphic presentation of the System/370 Model 168 including all models of the 3168, main storage capacities, standard facilities and all optional features.  
Chart  
3168//00//

## GA22-7016

IBM SYSTEM/370 MODEL 165 II DYNAMIC ADDRESS TRANSLATION FACILITY

This manual is a general description of the field installable Dynamic Address Translation (DAT) facility and also the ancillary functions which implement the feature. Management, computer operators, system engineers, service personnel, programmers, and computer science students should refer to IBM System/370 Model 165 Functional Characteristics, GA22-6935, for an overall picture of the system.  
Manual, 13 pages  
3165//13//

## GA22-7002

SYSTEM/370 INPUT/OUTPUT CONFIGURATOR

This document highlights all of the Input/Output devices that can be configured on the System/370.  
Configurator, 8 pages  
370//00//

## GA22-7010

SYSTEM/370 MODEL 168 FUNCTIONAL CHARACTERISTICS MANUAL

This publication provides management, programming, and operations personnel with information on the organization and functional characteristics of the IBM System/370 Model 168.

The manual first describes the highlights of the system, configurations, facilities, and features. It then presents a more in-depth description of the central processing unit, storage control unit, storage, channels, functions, controls, indicators, and multiprocessing.

Details concerning programming and peripheral equipment are not given in this manual.

The reader is assumed to have an understanding of data processing systems including fundamental knowledge of IBM System/370 as defined in IBM System/370 Principles of Operation, GA22-7000.

operations personnel with information on the organization and functional characteristics of the IBM System/370 Model 168.

The manual first describes the highlights of the system, configurations, facilities, and features. It then presents a more in-depth description of the central processing unit, storage control unit, storage channels, functions, controls, indicators, and multiprocessing.

Details concerning programming and peripheral equipment are not given in this manual.

The reader is assumed to have an understanding of data processing systems including fundamental knowledge of IBM System/370 as defined in IBM System/370 Principles of Operation, GA22-7000.  
Manual, 46 pages  
3168//01//

## GA22-7011

IBM SYSTEM/370 MODEL 158 FUNCTIONAL CHARACTERISTICS

This manual describes the characteristics and features of the Model 158. It provides experienced management, programming and operations personnel with a fundamental understanding of this model. Knowledge of System/370 as provided in IBM System/370 Principles of Operation, GA22-7000 is required. Only information of particular concern to Model 158 users is covered in this manual -- which summarizes the processing unit and storage functions, followed by a description of the display console. A feature summary, a glossary and the index completes the manual.  
Manual, 22 pages  
3158//01//

## GA22-7012

IBM SYSTEM/370 MODEL 158 CHANNEL CHARACTERISTICS

This publication describes methods used to calculate System/370 Model 158 Data Handling Capabilities that are dependent on I/O channel configurations and operations. In addition, consideration is given to priority attachment of I/O devices for maximum throughput, and to calculating CPU interference caused by channel operations. This manual is intended for users having system programmer experience, and a thorough background in I/O programming techniques.  
Manual, 70 pages  
3158//01//

## GA22-7013

SYSTEM/370 MODEL 158 CONFIGURATOR

This chart is a graphic presentation of the System/370 Model 158 including all models of 3158 CPU, all I/O interface change, main storage capacities, standard facilities and all

## GA22-7017

IBM SYSTEM/370 MODEL 155 II DYNAMIC ADDRESS TRANSLATION FACILITY

This publication describes the field-installable Dynamic Address Translation facility. It provides experienced management, programming and operations personnel with a fundamental understanding of this facility. For additional information concerning dynamic address translation, refer to IBM System/370 Principles of Operation, GA22-7000.  
Manual, 9 pages  
3155//13//

## GA24-1029

IBM 1001 DATA TRANSMISSION SYSTEM

This reference publication describes the operation of the IBM 1001 Data Transmission System when transmitting over a communication line to an IBM 24 or 26 Card Punch, or an IBM 7770 or 7772 Audio Response Unit. A detailed description of the card reader, keyboard, and control keys is included. Operating procedures and applications are discussed.  
Product Reference Literature  
//09//1001/

## GA24-1499

IBM 1219 READER SORTER IBM 1419 MAGNETIC CHARACTER READER

This publication describes the operating characteristics, controls, indicators, and features of the IBM 1219 Reader Sorter and the IBM 1419 Magnetic Character Reader. Operating theory and procedures are given for off-line operation of both machines and on-line operation of the IBM 1419 within the 1400 series and System/360.

Document handling and data flow are discussed fully, and step-by-step procedures and practical examples are given for each machine. Programming notes and error recovery procedures are also given.  
Systems Reference Library Manual, 96 pages  
360,370//04//1219,1419/

## GA24-3018

IBM 1030 DATA COLLECTION SYSTEM

This reference publication discussed in detail the operating features, controls, and special features for the:

- IBM 1031 Input Station
  - Card Reader
  - Manual Entry Unit
  - Data Cartridge Reader
  - Badge Reader
- IBM 1032 Digital Time Unit
- IBM 1033 Printer
- IBM 1034 Card Punch
- IBM 1035 Badge Reader

These components provide on-line and off-line capabilities for this Tele-processing system. System timing calculations for the transmission line, for the IBM 1034 Card Punch, and for packed-card operation with the IBM 1034 are all fully discussed. Also included is a summary of system checking, and instructions for making wiring charts to be used at installation time.  
Systems Reference Library Manual, 72 pages  
//09//1030,1031,1032/

## GA24-3020

IBM 1050 REFERENCE DIGEST

This publication is a summary of the capabilities, operating controls, special features, and physical characteristics of each component in the IBM 1050 Data Communication System. Items are listed alphabetically and a reference is made (by item) to the publication containing more detailed information on the subject.

If no publication is referenced, it indicates that all information on the subject is contained within this manual under the heading(s) specified. Refer to the preface in this manual for the titles and form numbers of publications

referenced in the manual and other machine publications available for the 1050 System.  
Systems Reference Library Manual, 64 pages  
//09//1050,1051,1052,1053,1054,1055,1056,1058/

## GA24-3021

IBM 1030 DATA COLLECTION SYSTEM INSTALLATION MANUAL - PHYSICAL PLANNING

This publication contains pertinent, detailed information concerning installation of the IBM 1030 Data Collection System. Included are physical characteristics and electrical environmental requirements for each unit of the system. Typical system configurations with inter-unit and mainline cabling requirements are presented. Particular attention is devoted to those aspects of installation performed by the customer.

The following IBM publications are recommended for use with the Manual:

IBM 1030 CONFIGURATOR, Form A24-3045  
PLANNING AND INSTALLATION OF A DATA COMMUNICATIONS SYSTEM, Form A24-3435

Systems Reference Library Manual, 24 pages  
//15//1030,1031,1032/

## GA24-3022

IBM 1050 DATA COMMUNICATIONS SYSTEM INSTALLATION MANUAL, PHYSICAL PLANNING

This publication presents detailed information concerning the physical characteristics of the IBM 1050 Data Communications System. Included are environmental and electrical requirements and installation information for each unit of the system. Particular attention is devoted to those aspects of installation performed by the customer. Typical system configurations for the individual terminals and for private communication networks are presented. This information is necessary for preparing the customer's premises for the actual installation of the equipment.  
Systems Reference Library Manual, 38 pages  
//15//1050,1051,1052,1053,1054,1055,1056,1058/

## GA24-3034

IBM 1060 DATA COMMUNICATIONS SYSTEM

Detailed information about the IBM 1061 Control Unit and the IBM 1061 Teller Terminal is contained in this publication. Features, functions, operator procedures, data flow, and programming; plus document design, special features, and communication-company equipment are discussed.  
Systems Reference Library Manual, 54 pages  
//09//1060,1061,1062/

## GA24-3045

IBM 1030 CONFIGURATOR

Sheet provides list of units that can be configured in a 1030 system. Sheets used for planning customer system configuration.  
Configurator Sheets, 8 1/2 x 11, 8 pages  
//00//1030,1031,1032/

## GA24-3073

IBM 1403 PRINTER COMPONENT DESCRIPTION

This reference publication for system planners, programmers, and operators describes the functions and operations of the IBM 1403 Printer. Special features available are described; timing information is presented; and print-quality requirements are set forth. The reader should be familiar, within his field of responsibility, with the system to which this printer is attached. For system and programming information, refer to publications listed in the bibliography for the system.  
Manual, 8-1/2 x 11 inches, 56 pages  
1131,2020,3,360,370//03//1403/

## GA24-3090

IBM TELEPROCESSING SYSTEMS SUMMARY

This manual contains brief introductory descriptions of IBM teleprocessing units and systems. It provides an overview of these products primarily for executive and supervisory personnel involved in the decision making and planning of data processing systems.

Publications providing detailed information on these devices are listed at the end of each device description. They are also listed in the Systems Reference Library manuals, IBM Teleprocessing Bibliography, GA24-3089, and the IBM System/360 Bibliography, GA22-6822.

Information on IBM Line Adapters and common-carrier supplied communications facilities is contained in Appendix A. Appendix B is a summary of IBM System/360 programming support available for teleprocessing systems.

It is assumed that the reader of this manual has a basic familiarity with data processing systems and data communications concepts.

Systems Reference Library  
/TP/00//

## GA24-3120

IBM 1443 PRINTER MODELS 1 THROUGH 4 AND N1, AND 1445 PRINTER MODELS 1 AND N1: COMPONENT DESCRIPTION

This reference publication describes the operation of the IBM 1443 and 1445 Printers with the IBM 1240, 1401, 1440, 1450, 1460, 1800, and the IBM System/360 Data Processing

System Models 25 through 85.

The manual discusses timing information for the printer and the tapecontrolled carriage, as well as their functional and operating characteristics. The speed of the printer using the various character sets is described. Also, included is command, status, and sense information for these printers used with the IBM System/360 Data Processing System.

Manual, 36 pages  
360,370,1800//03//1443,1445/

## GA24-3125

IBM 1050 OPERATOR'S GUIDE

This publication is designed specifically for operating personnel using the IBM 1050 Data Communication System. It consists of five individual sections, with each section prepared as a complete stand-alone unit. The sections of this manual are:

Section 1. Introduction--Description of all system components including standard and special features.

Section 2. System and Component Controls--Detailed description of all controls and indicators for each component of the system.

Section 3. Operator Procedures--Step-by-step instructions covering all setup and operating procedures for the system.

Section 4. Basic Applications--Step-by-step instructions covering the various input/output operations possible with the 1050 System for both home-loop and line-loop operations.

Section 5. Tips and Techniques--Methods for improving operating efficiency for specific situations.  
Manual, 144 pages  
//09//1050,1051,1052,1053,1054,1055,1056,1058/

## GA24-3266

IBM 1092 AND 1093 PROGRAMMED KEYBOARDS

This reference publication describes, in detail, the operation of the IBM 1092 and 1093 Programmed Keyboards when attached directly to either an IBM 1050 Data Communications System or a common-carrier data set. A detailed description of the data keys, control buttons, keymats, and special features is also included.  
Systems Reference Library Manual, 24 pages  
//09//1092,1093/

## GA24-3312

IBM 2821 CONTROL UNIT COMPONENT DESCRIPTION

This reference publication presents a description of input/output operations controlled through the IBM 2821 Control Unit. The IBM 2540 Card Read-Punch and the IBM 1403 and 1404 Printers controlled by the IBM 2821 Control Unit are briefly described.

Commands, status, and sense information pertaining to the attached input/output is presented. Programming timing considerations for control unit, card reader, card punch, and printers are also presented.  
Systems Reference Library Manual, 76 pages  
360,370//03//2821/

## GA24-3342

BATCH NUMBERING FEATURE FOR IBM 1241 AND 1419 MAGNETIC INK CHARACTER RECOGNITION READERS

This publication describes the functions and features of the Batch Numbering special feature when used with the IBM 1241 Magnetic Ink Character Recognition Reader and the IBM 1419 Magnetic Character Reader.

The operation of the keys, lights, and switches, as well as the programming information needed to operate the feature, is covered in detail.

Systems Reference Library Manual, 16 pages  
360,370,2020//13//1241,1419/

## GA24-3388

IBM 2671 PAPER TAPE READER, IBM 2822 PAPER TAPE READER CONTROL - COMPONENT DESCRIPTION

This publication gives sufficient information to understand the IBM 2671 Paper Tape Reader and IBM 2822 Paper Tape Reader Control and the associated special features. The main purpose of the publication, however, is to assist programmers and operators to operate the machine when it is used as an I/O unit to the IBM System/360 Model 25, 30, 40, 44, 50, or 67, or to System/370. The relevance of the controls and indicators for such a configuration are given, together with points of specific interest to the following:

- o Programmers: Operational characteristics, including stop conditions, addressing, recovery procedures, and System/360 commands.
- o Operators: Tape loading, unloading, rewinding, and repair procedures.
- o System Analysts: Tape specifications.

The sections for programmers presuppose a knowledge of System/360 and System/370 operation and of paper tape readers, but no such knowledge is required in understanding the sections for operators.

## ASSOCIATED PUBLICATIONS

Physical Characteristics of the 2671 Paper Tape Reader and 2822 Paper Tape Reader Control and of System/360 operation are given in the following publications:

1. IBM SYSTEM/360 INSTALLATION MANUAL - PHYSICAL PLANNING,

Order No. GC22-6820.  
 2. IBM SYSTEM/360 INSTALLATION MANUAL - PHYSICAL PLANNING,  
 IBM WORLD TRADE 50-HERTZ REQUIREMENTS,  
 Order No. GC19-0001.  
 Manual, 64 pages  
 360,370//08//2671,2822/

## GA24-3403

IBM 2740 COMMUNICATION TERMINALS MODEL 1 AND 2 COMPONENT DESCRIPTION  
 This publication describes the application areas, principles of operation, line-control signals, and special features of the IBM 2740 Communication Terminal Models 1 and 2. The communication facilities and data sets that can be used with this Tele-processing terminal are also discussed. Included is a glossary of communication terms used in this publication, and the timing formulas necessary to calculate the data-handling capability of the terminal.  
 Systems Reference Library Manual, 60 pages  
 //09//2740,2741/

## GA24-3415

IBM 2741 COMMUNICATION TERMINAL  
 This manual is written for those interested in the concepts and applications of conversational terminals. A general knowledge of computer principles and programming concepts is a prerequisite for complete understanding of the information presented. The publication describes application areas, principles of operation, line-control signals, and special features of the IBM 2741 Communication Terminal. The communications facilities that can be used with this teleprocessing terminal are discussed. Also included are programming considerations, code charts, and keyboard arrangements.  
 Systems Reference Library Manual  
 //09//2741/

## GA24-3426

IBM 2712 REMOTE MULTIPLEXOR  
 This reference publication describes the IBM 2712 Remote Multiplexor and its operation. The 2712 is used with IBM 1050, 1060, 2740, and 2741 terminals (134.49 baud) and with telegraph terminals (74.2 baud) connected to IBM System/360 through the IBM 2702 and 2703 Transmission Control Units. Communication facilities that can be used with the 2712 are specified.  
 Systems Reference Library Manual, 12 pages  
 360,370//09//2712/

## GA24-3435

PLANNING AND INSTALLATION OF A DATA COMMUNICATION SYSTEM USING IBM LINE ADAPTERS  
 This reference publication contains information, for systems engineers and installation planning engineers, on the planning and installation of data communications systems that use IBM Line Adapters (modems). A brief introduction to data communication and to the general purposes and functions of line adapters is presented. Included is technical information applicable to an in-plant user-installed data communications system, and to the local facilities of common carriers. Specifications and requirements are provided for each IBM Line Adapter type, including those intended for limited-distance use only, and for those designed to operate over unlimited-distance common-carrier lines. A Glossary is included as an appendix.  
 Prior knowledge of data communications systems is helpful, but not essential.  
 For a description of the switched network, automatic answering, and automatic call origination features of the IBM 1200 Bit-per-Second Line Adapter, this manual refers to SYSTEMS manual, IBM 3872 Modem User's Guide, GA27-3058. General Information, 74 pages  
 //15//2701,2735/

## GA24-3471

IBM 1050 SYSTEM SUMMARY  
 This publication provides an introduction to the IBM 1050 Data Communication System and its associated components. A general description of each of the system components is provided here, along with a summary of all pertinent features for each. The communication facilities and data sets available for the 1050 System are also provided as a general guide. For a detailed description of the system components and their operation, consult IBM 1050 PRINCIPLES OF OPERATION, Form A24-3474.  
 System Reference Library Manual, 20 pages  
 //09//1050,1051,1052,1053,1054,1055,1056,1058/

## GA24-3474

IBM 1050 DATA COMMUNICATION SYSTEM PRINCIPLES OF OPERATION  
 This reference publication provides a complete description of the operating principles of this IBM Tele-processing system. The functional characteristics of the system and of each component is discussed in detail. Additional information, pertaining to the overall system and World Trade considerations, are provided in the appendix.  
 Systems Reference Library manual, 90 pages  
 //09//1050,1051,1052,1053,1054,1055,1056,1058/

## GA24-3500

IBM 1259 MAGNETIC CHARACTER READER COMPONENT DESCRIPTION  
 This reference publication contains information about all the features and functions of the IBM 1259 Magnetic Character Reader. On-line and off-line data flow and operating theory are discussed, with detailed programming information and operating instructions for each reader function.  
 Systems Reference Library Manual, 38 pages  
 360,370//04//1259/

## GA24-3542

IBM 1255 MAGNETIC CHARACTER READER MODELS 1, 2, AND 3 COMPONENT DESCRIPTION  
 This publication contains information describing the purpose, function, and operation of the reader/sorter for bank management, IBM sales representatives, systems engineers, and customer engineers. For machine operators it contains operating, recovery, and jam removal procedures.  
 Component Description, 64 pages  
 3,360,370//04//1255/

## GA24-3543

IBM 3211 PRINTER 3216 INTERCHANGEABLE TRAIN CARTRIDGE AND 3811 PRINTER CONTROL UNIT COMPONENT DESCRIPTION AND OPERATOR'S GUIDE  
 The 3211 Printer, 3216 Interchangeable Train Cartridge and 3811 Printer Control Unit constitute a high-speed printer subsystem for attachment to System/360 and System/370 data processing systems via the System/360/370 Standard I/O Interface. This reference publication is intended for:

- o System planners who require information about features, character sets, subsystem performance, forms and ribbons.
- o System programmers who use printer commands, status and sense information, and error-recovery procedures.
- o Operators who perform basic setup, operating, and error-recovery procedures.

A basic knowledge of System/360/370 is assumed. The manual is organized into three sections:

- o Subsystem Components describes the subsystem features, available character sets, and performance characteristics.
- o Programming Information describes valid subsystem commands and available status and sense bytes, and provides buffer loading and suggested error recovery procedures.
- o Operating Information describes the subsystem keys, indicators, and controls, and provides procedures for initial setup, running, and error recovery.

Appendixes contain reference information, such as an EBCDIC chart, for all users. The following publications are referenced for additional forms requirements and ribbon recommendation information:

- Form Design Reference Guide for Printers, GA24-3488
- System/360 and System/370 Component Description and Operating Procedures: IBM 1287 Optical Reader, GA21-9064
- System/360 and System/370 Component Description and Operating Procedures: IBM 1288 Optical Page Reader, Model 1, GA21-9081
- Paper and Print Quality Requirements for IBM 1270 and 1275 Optical Reader Sorters, GA19-0036
- IBM System/360 Component Description: IBM 1270 Optical Reader Sorter, GA19-0035
- IBM System/360 Component Description: IBM 1275 Optical Reader Sorter, GA19-0034

The following publications are referenced for additional FCB and UCS buffer loading information:

- System/360 Operating System: Data Management for System Programmers, GC28-6550
- DOS System Control and Service, GC24-5036
- Manual, 70 pages  
 360,370//03//3211,3216,3811/

## GA24-3550

IBM 3215 CONSOLE PRINTER-KEYBOARD COMPONENT DESCRIPTION  
 This reference publication describes the functions and operation of the IBM 3215 Console Printer-Keyboard. This information is intended for those planning for and operating an IBM System/370 Models 135, 145, and 155. Presented are the printing method, control keys and lights, functional timing, forms controls and specifications, and make-ready procedures.  
 For system operation (including programming and operating procedures), refer to the IBM System/360 and System/370 Bibliography (GA22-6822), for the Functional Characteristics and Operating Procedures manuals for the particular system and model.  
 Manual, 8-1/2 x 11 inches, 18 pages  
 3155,3145,3135//01//3215/

GA24-3552

IBM 3210 CONSOLE PRINTER-KEYBOARDS COMPONENT DESCRIPTION  
This manual is intended as an introduction to the IBM 3210 (Models 1 and 2) Console Printer-Keyboards. The 3210's are described according to the way in which they operate with IBM System/370's.

A description of the physical and functional characteristics of the IBM 3210's is contained in this manual. The purpose of all control keys and indicator lights, supplementing the keyboard, is included.

Because the 3210 Model 2 is a standalone I/O unit, the assigned functions of the control keys and indicator lights described here may vary according to the particular requirements of another system.

A section describing "Operator's Procedures" contains the following:

1. Forms insertion procedure
2. Platen removal and replacement

For additional information on forms specifications refer to "Form Design Reference Guide for Printers", GA24-3488.

For additional information on 3210 operating procedures, refer to the IBM System/370 Model 145 Operating Procedures, GC38-0015.

Manual, 10 pages  
3155,3145,3135//01//3210/

- o Safety Considerations
- o Transportation Requirements
- o Physical Characteristics

The manual is intended to assist users in their work station production planning and in preparation of installation areas prior to delivery of the units.  
Physical Planning, Component Description Manual  
//15//1972//

GA24-3557

IBM SYSTEM/370 MODEL 145 FUNCTIONAL CHARACTERISTICS

This publication describes the relationship of the Model 145 to other System/370 models and to System/360. Included is information concerning the system features and capabilities, console file, input/output channels, integrated file adapter, OS/DOS compatibility, IBM 1401, 1440, 1460, 1410, and 7010 emulation features, console printer-keyboard, additional instructions, and instruction timings.

The following IBM manuals offer information to assist the reader:

SYSTEM/370 MODEL 145 OPERATING PROCEDURES, GA24-3554.  
SYSTEM/370 PRINCIPLES OF OPERATION, GA22-7000.  
SYSTEM/370 SYSTEM SUMMARY, GA22-7001.  
SYSTEM/370 INPUT/OUTPUT CONFIGURATOR, GA22-7002.  
SYSTEM/360/370 BIBLIOGRAPHY, GA22-6822.  
SYSTEM/360 PRINCIPLES OF OPERATION, GA22-6821.  
SYSTEM/360 COMPONENT DESCRIPTIONS,  
IBM 2314 DIRECT ACCESS STORAGE FACILITY AND  
IBM 2844 AUXILIARY STORAGE CONTROL, GA26-3599.  
SYSTEM/360 DIRECT CONTROL AND EXTERNAL INTERRUPT  
FEATURE, ORIGINAL EQUIPMENT MANUFACTURERS' INFORMATION,  
GA22-6845.  
SYSTEM/360 OS PROGRAM PLANNING GUIDE FOR THE DOS  
EMULATOR ON THE SYSTEM/370, GC24-5076.

3210 CONSOLE PRINTER-KEYBOARD MODEL 2 COMPONENT  
DESCRIPTION, GA24-3552.  
3215 CONSOLE PRINTER-KEYBOARD MODEL 1 COMPONENT  
DESCRIPTION, GA24-3550.

FORMS DESIGN CONSIDERATIONS--SYSTEM PRINTERS, GA24-3488.  
Manual, 84 pages, 8-1/2 x 11  
3145//01//

GA24-3561

IBM 1925 MODEL 18 INTERFACE SWITCH UNIT RPO 811301  
INSTALLATION MANUAL--PHYSICAL PLANNING

This publication provides physical planning information for the IBM 1925 Model 18 Interface Switch Unit used with the IBM System/360 and the IBM System/370. Included are physical specifications and cable, electrical, and environmental requirements.

For a list of related publications and abstracts, see the IBM SYSTEM/360 AND SYSTEM/370 BIBLIOGRAPHY, GA22-6822. Installation Planning Guide, 8-1/2 x 11 inches, 8 pages  
//15//1925//

GA24-3562

IBM 2911 MODEL 14 INTERFACE SWITCH UNIT RPO 811503  
INSTALLATION MANUAL--PHYSICAL PLANNING

This publication provides physical planning information for the IBM 1925 Model 14 Interface Switch Unit used with the IBM System/360 and the IBM System/370. Included are physical specifications and cable, electrical, and environmental requirements.

For a list of related publications and abstracts, see the IBM SYSTEM/360 AND SYSTEM/370 BIBLIOGRAPHY, GA22-6822. Installation Planning Guide, 8-1/2 x 11 inches, 8 pages  
//15//2911//

GA24-3566

IBM 1972 MODEL 3 PRODUCTION TERMINAL  
IBM 1972 MODEL 4 INSTRUCTION CONSOLE INSTALLATION MANUAL  
PHYSICAL PLANNING COMPONENT DESCRIPTION

This manual contains physical planning information and component descriptions for the IBM 1972 Model 3 Production Terminal and the IBM 1972 Model 4 Instruction Console. The specific topics covered include:

- o Power Requirements
- o Environmental Considerations
- o Interface Considerations
- o Floor Area and Loading Considerations
- o Servicing and Access Requirements

GA24-3573

IBM SYSTEM/370 MODEL 145 CHANNEL CHARACTERISTICS

This publication describes methods used to calculate System/370 Model 145 data-handling capabilities that are dependent upon I/O-channel configurations and operations. Considerations of methods are also presented for priority attachment of I/O devices for maximum throughput.

Information related to specific I/O devices is in separate Systems Reference Library publications. These publications are listed by order number and briefly described in IBM SYSTEM/360 AND SYSTEM/370 BIBLIOGRAPHY (GA22-6822).

This manual is intended for users at the system programmer level; it assumes a thorough background in I/O programming techniques.

Manual, 72 pages  
3145//01//

GA24-3590

IBM 1972 MODEL 3 PRODUCTION TERMINAL 1972 MODEL 4  
INSTRUCTION CONSOLE OPERATOR'S GUIDE

This manual contains information for operating the IBM 1972 Model 3 Production Terminal and the IBM 1972 Model 4 Instruction Console. The specific operating information includes:

- o Functional description of operating controls
- o Information on preparing, programming, punching, and splicing perforated tapes
- o Instructions for loading perforated tape in production terminal and for operating the production terminal.

This information is presented to aid the user in the operation of the production terminal and the instruction console and in the preparation of perforated tapes for use on the production terminal.  
Operator's Guide 8-1/2 x 11 inches, 34 pages  
360,370//14//1972//

GA24-3594

IBM EMULATOR FOR RCA 301 ON SYSTEM/370 USING DOS AND DOS/VS  
PLANNING GUIDE - PROGRAM NUMBER 5799-ADR

This publication describes the IBM Emulator for RCA 301, an integrated emulator program, for the IBM System/370 Models 135 and 145. Also provided are introductory and planning information for management and planning personnel.

The emulator is a problem program that operates in either a batched-job foreground or the background partition under control of the IBM Disk Operating System (DOS) or the IBM Disk Operating System/Virtual Storage (DOS/VS). The emulator uses the System/370 standard instruction set, the RCA 301 Compatibility feature, and the data management facilities of DOS and DOS/VS to emulate the RCA 301 processor unit, input/output, and console operations. Publications useful as reference material are:

IBM System/360 Principles of Operation, Order No. GA22-6821.  
IBM System/370 Principles of Operation, Order No. GA22-7000.

For information about the Disk Operating System, refer to: System/360 and System/370 Bibliography, Order No. GA22-6822.

Manual, 28 pages  
//5799-ADR

GA24-3595

IBM EMULATOR FOR HONEYWELL SERIES 200 ON SYSTEM/370 USING  
DOS AND DOS/VS (PRPQ): PLANNING GUIDE, PROG. NO. 5799-ADT

This publication describes the IBM Emulator for Honeywell Series 200, an integrated emulator program, for the IBM System/370 Models 135 and 145. This publication also provides introductory and planning information for management and planning personnel.

The emulator is a problem program that operates in either a batched-job foreground or the background partition under control of the IBM Disk Operating System (DOS), or the IBM Disk Operating System/Virtual Storage (DOS/VS). The emulator uses the System/370 standard instruction set, a Honeywell Series 200 Compatibility feature, and the data management facilities of DOS or DOS/VS to emulate the Honeywell Series 200 processor unit, input/output, and console operations. Publications useful as reference material are:

IBM System/360 Principles of Operation, Order No. GA22-6821.  
IBM System/370 Principles of Operation, Order No. GA22-7000.

For information about the Disk Operating System, refer to: System/360 and System/370 Bibliography, Order No. GA22-6822.

Manual, 28 pages  
//5799-ADT

GA24-3604

EMULATOR FOR HONEYWELL SERIES 200 ON SYSTEM/370 USING DOS AND DOS/VS (PRPQ), PROG. NO. 5799-ADT

This publication describes the IBM Emulator for Honeywell Series 200, an integrated emulator program, for IBM System/370 Models 135 and 145. It provides planning, implementation, and operating information for managers, programmers, and operators.

The emulator is a problem program that operates in either a batched-job foreground or the background partition under control of the IBM Disk Operating System (DOS). The emulator uses the System/370 standard instruction set, the Honeywell Series 200 Compatibility Feature, and the data management facilities of DOS to emulate the Honeywell Series 200 processor unit, input/output, and console operations. Manual, 50 pages  
 ////5799-ADT

GA24-3605

IBM EMULATOR MANUAL FOR RCA 301 ON SYSTEM/370 USING DOS & DOS/VS, PROG. NO. 5799-ADR

This manual describes the IBM Emulator for RCA 301, an integrated emulator program, for the IBM System/370 Models 135 and 145. Also provided are planning, implementation, and operating information for management and planning personnel.

The emulator is a problem program that operates in either a batched-job foreground or the background partition under control of the IBM System/370 Disk Operating System (DOS) or the IBM Disk Operating System/Virtual Storage (DOS/VS). In this manual the term "DOS" is used unless it is necessary to distinguish between DOS and DOS/VS. The emulator uses the System/370 standard instruction set, the RCA 301 Compatibility Feature, and the data management facilities of the Disk Operating System to emulate the RCA 301 processor unit, input/output, and console operations. Manual, 108 pages  
 ////5799-ADR

GA24-3612

IBM 3890 DOCUMENT PROCESSOR MACHINE AND PROGRAMMING DESCRIPTION

Provides a comprehensive description of the IBM 3890 Document Processor for those persons doing systems analysis and planning, programmers, systems engineers, and customer engineers. The reader is assumed to have an understanding of bank data processing.

This publication provides in-depth descriptions of operating principles and procedures, basic and special features, programming support including detailed explanations of both data management and SCI macros with examples, sorting techniques with examples, diagnostic aids, the IBM Diskette drive, and all operating controls. Manual, 12 pages  
 370//04//3890/

GA24-3619

3890 DOCUMENT PROCESSOR OPERATOR'S GUIDE

This reference manual contains information necessary to operate the IBM 3890 Document Processor including the following optional features: Item Numbering/Endorsing and Microfilming. The specific operating information includes: a brief description of the standard machine and available optional features, operating controls (key, lights, and switches), machine operation (document loading and unloading, film loading and unloading), error conditions and recovery procedures, and operator maintenance.

This publication is intended for machine operators and those persons required to operate and control the IBM 3890. No prior operating experience is necessary, but is helpful.

Operating information for related programming is not included. For more detailed information, refer to IBM 3890 Document Processor Machine and Programming Description, GA24-3612. Manual  
 370//04//3890/

GA26-1589

COMPONENT SUMMARY-2835 STORAGE CONTROL 2305 FIXED HEAD STORAGE

The 2835 Storage Control and 2305 Fixed Head Storage Module form a large capacity, high speed direct access storage facility for general purpose data storage and system residence. It attaches to the central processing unit through a block multiplexor channel, and operates under direct program control of the CPU.

For experienced programmers, this manual provides readily-accessible reference material related to channel command words, sense bytes, track format, track capacities, and error recovery.

Less experienced programmers will find sufficient information to create channel programs to best utilize the standard and special features of the facility.

A complete description of the switches and indicators is provided for systems installation operators.

Programmers should be familiar with the information contained in IBM System/360 Principles of Operation, Order Number GA22-6821 and IBM System/370 Principles of Operation Order Number GA22-7000. Operators should be familiar with the material presented in the system summary for the parent system. Component Summary, 20 pages  
 2085, 370//07//2835, 2305/

GA26-1592

REFERENCE MANUAL FOR IBM 3830 STORAGE CONTROL AND IBM 3330 DISK STORAGE

For experienced programmers, this manual provides readily accessible reference material related to channel command words, sense bytes, tract format, track capacities, and error recovery. Less experienced programmers will find sufficient information to create channel programs to best utilize the standard and special features of the 3830/3330 facility. A complete description of the switches and indicators, and procedures for loading and unloading disk packs is provided for systems installation operators.

Programmers should be familiar with the information contained in IBM System/360 Principles of Operation, Order No. GA22-0621, and IBM System/370 Principles of Operation, Order No. GA22-7000. Operators should be familiar with the material presented in the system summary for the parent system. Order numbers for system summary and other related publications can be found in IBM System/360 and System/370 Bibliography, Order No. GA22-6822. Manual, 100 pages  
 370//07//3830, 3330/

GA26-1599

IBM 2730 MODEL 1 TRANSACTION VALIDATION TERMINAL, IBM 2968 MODEL 9 AND MODEL 12 RECEIVER-TERMINAL CONTROL UNIT

The IBM 2730 Model 1 Transaction Validation Terminal, IBM 2968 Model 9 and IBM 2968 Model 12 Receiver-Terminal Control Unit are part of an on-line credit authorization system. This manual describes the function of these devices in the system configuration, and provides typical operating procedures for the 2730 Model 1 and its acoustic coupler. The Appendix contains specifications for magnetic stripe credit cards.

A basic knowledge of data processing, including teleprocessing, is required to understand the material presented in this manual. Manual, 16 pages  
 360, 370//14//2968, 2730/

GA26-1600

2730 MODEL 1, 2968 MODEL 9, AND 2968 MODEL 12: INSTALLATION MANUAL - PHYSICAL PLANNING

This publication provides physical planning information for the IBM 2730-1 Transaction Validation Terminal, IBM 2968-9 Receiver-Terminal Control Unit (RPQ 831624), and IBM 2968-12 Receiver-Terminal Control Unit (RPQ 834654). Included are physical specifications and cable, electrical, and environmental requirements. Manual, 8-1/2 x 11 inches, 12 pages  
 //15//2730, 2968/

GA26-1606

IBM 2319 DISK STORAGE - A-SERIES, COMPONENT DESCRIPTION

This manual contains basic information about the IBM 2319 Disk Storage Models A1 and A2. Model A1 is designed for attachment to IBM System/370 via the Integrated File Adapter (IFA) feature.

The IBM 2319 Models B1 and B2 are described in the publication IBM SYSTEM/360 COMPONENT DESCRIPTIONS--2314 DIRECT ACCESS STORAGE FACILITY AND 2844 AUXILIARY STORAGE CONTROL, Order No. GA26-3599, with which the reader should be familiar. Systems Reference Library Manual, 30 pages  
 3145, 3135//07//2319/

GA26-1615

INTRODUCTION IBM 3330 A-SERIES DISK STORAGE - SYSTEM LIBRARY

This manual is intended for readers having prior knowledge of direct access storage devices and concepts. Major topics are: standard and special features, I/O operations, and operators panel. Manual, 14 pages  
 370//07//3330, 3333/

GA26-1617

REFERENCE MANUAL FOR IBM 3830 STORAGE CONTROL MODEL 2

This manual is intended for readers having prior knowledge of direct access storage devices and concepts. Major topics are: standard and special features, I/O operations, and the operator panel. Manual, 12 pages  
 370//07//3830/

GA26-1619

IBM 3340 COMPONENT SUMMARY

This manual is intended to familiarize experienced data processing personnel with the characteristics of the IBM 3340 Disk Storage. (The reader should have prior knowledge of direct-access storage devices and concepts.)

It lists functional characteristics and discusses record format, capacity, and timing characteristics. It also lists all commands executed by the 3340 and suggested operating instructions. Manual, 14 pages  
 370//07//3340/

- GA26-1620  
REFERENCE MANUAL FOR IBM INTEGRATED STORAGE CONTROL  
This manual is intended primarily for programmers and operators. It provides reference material on channel command words, sense bytes, error recovery procedures, special features, operator controls, and the usage meter. Manual, 90 pages  
3145,3158,3168//07//3345,3333,3330,3340/
- GA26-1621  
INSTALLATION MANUAL PHYSICAL PLANNING IBM 2984 MODEL 1 CASH ISSUING TERMINAL RPO 834660  
This manual contains technical information, recommendations, and suggestions to be used in installing the IBM 3984-1 Cash Issuing Terminal. Included are physical specifications, cable, electrical, and environmental requirements. The customer should arrange for professional assistance in planning his installation, if necessary, to ensure that local and national codes are met.  
It is assumed that the customer has both a system (CPU) and a transmission control unit (2701, 2703, or equivalent) either installed or to be installed.  
The following publications provide necessary additional information:  
o IBM System/360 Installation Manual Physical Planning, GC22-6820  
o IBM System/370 Installation Manual Physical Planning, GA22-7004  
Manual, 8 pages  
//15//2984/
- GA26-1625  
IBM 3348 DATA MODULE HANDLING PROCEDURES  
This manual is a guide for handling the IBM 3348 Data Module. It is intended for personnel who operate the 3340 Disk Storage. Except for being familiar with the 3340 Disk Storage, operating personnel need no other prerequisites. The following topics are covered: Introduction, General Handling Procedure, Storage, Receiving and Shipping, Labeling, and Operating Instructions.  
Manual, 16 pages  
370//07//3348,3340/
- GA26-1630  
IBM 3330 SERIES DISK STORAGE MODEL 1 TO MODEL 11 (ELEVEN) CUSTOMER CONVERSION GUIDE  
This manual is intended to guide the IBM customer in planning a field conversion of the 3330 Series Disk Storage Model 1 to a 3330 Series Disk Storage Model II. This manual is organized into two distinct categories: hardware and programming considerations. The hardware considerations cover topics concerning bills of material; power and cabling requirements; configuration requisites; and conversion times.  
The program considerations define programming support and lists available programs. Also included are procedures for making programming updates to provide for the 3330 Model 11 (ELEVEN).  
Manual, 20 pages  
370//07//3330,3333,3830,3340,3345/
- GA26-1632  
IBM 3340 DISK/STORAGE - FIXED HEAD FEATURE USERS GUIDE  
This manual describes the IBM 3340 Disk Storage-Fixed Head Feature. It is intended to provide system and application information to guide systems analysts and experienced programmers in installing and using the fixed-head feature.  
The material presented in this manual requires that users be familiar with Data Management concepts as they apply in OS and DOS Virtual Storage programming systems and to have a working knowledge of Job Control Language coding.  
Manual, 16 pages  
370//13//3340/
- GA26-1633  
FORMS DESIGN REFERENCE GUIDE FOR THE IBM 3800 PRINTING SUBSYSTEM  
This publication contains instructions for preparation of forms overlays for the IBM 3800 Printing Subsystem. Included are paper considerations, printer capability, preprinted forms, paper storage requirements, and photo negative specifications. Print charts and overlay master illustrations are included together with tables showing the print character capacities of all common use and ISO paper sizes.  
A companion publication with additional information useful for the forms designer is: Introducing the IBM Printing Subsystem and its Programming, Order No. GC26-3829.  
Manual, 50 pages  
370//03//3800/
- GA26-3599  
IBM SYSTEM/360 COMPONENT DESCRIPTIONS - 2314 DIRECT ACCESS STORAGE FACILITY AND 2844 AUXILIARY STORAGE CONTROL  
This publication describes the IBM 2314 Direct Access Storage Facility and the IBM 2844 Auxiliary Storage Control, and presents functional and operating characteristics for these devices. Capacities, timing considerations, commands, operating procedures, and sense and status information are described. The user of this publication should be thoroughly familiar with the I/O programming considerations described in IBM System/360 Principles of Operation, Order Number GA22-6821.  
Systems Reference Library Manual, 76 pages  
360,370//07//2314,2844/
- GA26-3633  
DATA CELL HANDLING GUIDE  
This manual provides suggested operating and handling procedures for the IBM 3021 Data Cell used with the IBM 2321 Data Cell Drive.  
Systems Reference Library Manual, 20 pages  
360,370//07//2321,3021/
- GA26-4187  
DISKETTE HANDLING PROCEDURES  
This publication is a guide for handling, loading, and unloading the IBM Diskette, a flexible magnetic disk cartridge used in the IBM 33FD Disk Storage Unit. Also included are storage and shipping recommendations.  
It is primarily intended for inexperienced operators of the IBM 33FD Disk Storage Unit.  
Manual, 10 pages  
370//08//3348/
- GA26-5756  
IBM DISK PACK AND CARTRIDGE HANDLING PROCEDURES  
This manual is a guide for handling IBM Disk Packs and cartridges. Included are procedures for shipping and receiving, installation and removal, labeling of disks and cartridges and general operating procedures.  
The information contained in this manual applies to IBM 1316, 2316, and 3336 Disk Packs, and 2315 Disk cartridges.  
Manual, 16 pages  
//07//2315,2316,1316,3336/
- GA26-5893  
IBM SYSTEM/360 AND SYSTEM/370 COMPONENT DESCRIPTION AND OPERATING PROCEDURES: IBM 2560 MULTI-FUNCTION CARD MACHINE  
This publication describes the operating principles and features of the IBM 2560 Multi-Function Card Machine (MFCM). Descriptions of the programmed operations, indicators, and operator's console are included. Since this device is natively attached, you should have a thorough understanding of the using system before using this manual. The book is intended for system engineers, programmers, and operators.  
The 2560 is compared with conventional card equipment in file-updating operations. In addition to descriptions and flowcharts of these operations, tables are provided for a ready comparison of the operational steps, card volumes, and running times of the two systems.  
Restart procedures for a particular type of program (RPG, IOCS, etc.) are covered in the operating procedures manual associated with the particular program and using system.  
Manual  
2020,2025,3115,5415,3125//02//2560/
- GA26-5988  
IBM SYSTEM/360 COMPONENT DESCRIPTIONS--2841 AND ASSOCIATED DASD  
This publication contains reference information for the operation and programming of storage devices which attach to the IBM 2841 Storage Control. These storage devices include the IBM 2311 Disk Storage Drive, Model 1; the IBM 2302 Disk Storage, Models 3 and 4; and IBM 2321 Data Cell Drive; and the IBM 2303 Drum Storage.  
Manual, 64 pages  
360,370,1800//07//2841,2302,2303,2311,2321/
- GA27-2700  
IBM SYSTEM/360 COMPONENT DESCRIPTION: IBM 2260 DISPLAY STATION IBM 2848 DISPLAY CONTROL  
This manual describes the functional and operating characteristics of the IBM 2260 Display Station and the IBM 2848 Display Control Unit.  
The reader needs a general understanding of computers and their applications; however, knowledge of teleprocessing principles and programs is required by those who install communications terminals.  
Systems Reference Library, 84 pages  
360,370//06//2260,2848/
- GA27-2701  
IBM SYSTEM/360 COMPONENT DESCRIPTION IBM 2250 DISPLAY UNIT MODEL 1  
This publication contains detailed information on programming, operation, and special features of the IBM 2250 Display Unit Model 1. The material is presented with the assumption that the reader has read the IBM SYSTEM/360 Principles of Operation Manual, Order Number GA22-6821.  
Systems Reference Library Manual, 44 pages  
360,370//06//2250/
- GA27-2702  
IBM SYSTEM/360 COMPONENT DESCRIPTION IBM 2250 DISPLAY UNIT MODEL 2 IBM 2840 DISPLAY CONTROL MODEL 1  
This document presents detailed information about IBM 2250 Display Unit Model 2/IBM 2840 Display Control Model 1



programming, operation, and special features. The material is presented with the assumption that the reader has read the IBM System/360 Principles of Operation Manual, Order Number GA22-6821.  
Systems Reference Library Manual, 52 pages  
360,370//06//2250,2840/

## 3A27-2703

IBM 2703 TRANSMISSION CONTROL COMPONENT DESCRIPTION  
This publication provides a detailed description of the capabilities, features, and communication facilities required for the IBM 2703 Transmission Control Unit. The capabilities of the unit are grouped by: start-stop capabilities; and binary-synchronous capabilities. All items of a general nature are discussed in the section, "Detailed Description of Operations".  
The operator's controls and a detailed description of the communication facilities to which the 2703 can be attached are contained in the Appendix.  
System Reference Library Manual, 78 pages  
360,370//09//2703/

## GA27-2704

IBM SYSTEM/360 COMPONENT DESCRIPTION IBM 2711 LINE ADAPTER UNIT  
This manual describes the operation of the IBM 2711 Line Adapter Unit. Included is a general description of the 2711, the line adapters that can be contained in a 2711, the communication facilities that can be used with the 2711, and the operator tests that can be performed to isolate equipment malfunctions.  
Systems Reference Library Manual, 12 pages  
360,370//09//2711/

## GA27-2712

COMPONENT DESCRIPTION: IBM 7770 AUDIO RESPONSE UNIT MODEL 3  
This publication describes the functional and operational characteristics of the IBM 7770 Audio Response Unit (Models 3). Topics discussed include vocabulary selection, communications requirements, system attachment considerations, and programming considerations.  
Systems Reference Library Manual, 48 pages  
360,370//09//7770/

## GA27-2721

IBM SYSTEM/360 COMPONENT DESCRIPTION IBM 2250 DISPLAY UNIT MODEL 3 IBM 2840 DISPLAY CONTROL MODEL 2  
This document presents detailed information about IBM 2250 Display Unit Model 3/IBM 2840 Display Control Model 2 programming, operation, and special features. The material is presented with the assumption that the reader has read the IBM System/360 Principles of Operation Manual, Order Number GA22-6821.  
Systems Reference Library Manual, 70 pages  
360,370//06//2250,2840/

## GA27-2725

IBM 50 MAGNETIC DATA INSCRIBER COMPONENT DESCRIPTION  
This manual describes the functional and operating characteristics of the IBM 50 Magnetic Data Inscrubber. The IBM 50 Magnetic Data Inscrubber is a key-operated device that records data on cartridge-contained magnetic tape. Each IBM 50 generated tape can be used as a data storage medium or as a vehicle for entering data into an IBM System/360, via the IBM 2495 Tape Cartridge Reader. In addition to its data recording capability, the IBM 50 can also be used to verify data stored on tapes generated on the same or other IBM 50's.  
Systems Reference Library Manual, 28 pages  
//10//0050/

## GA27-2726

IBM SYSTEM/360 COMPONENT DESCRIPTION IBM 2495 TAPE CARTRIDGE READER  
This manual describes the functional and operating characteristics of the IBM 2495 Tape Cartridge Reader (TCR). The IBM 2495 TCR is used to transfer data stored on cartridge-contained 16mm magnetic tape to an IBM System/360. The TCR accepts cartridge tapes containing data generated on either the IBM 50 Magnetic Data Inscrubber or the IBM Magnetic ape Selectric Typewriter System.  
Systems Reference Library Manual, 12 pages  
360,370, //05//2495/

## GA27-2727

IBM SYSTEM/360 CUSTOM SYSTEMS UNIT 2909 MODEL 3 - ASYNCHRONOUS DATA CHANNEL RPO F13299 RPO 882045 INSTALLATION BULLETIN-PHYSICAL PLANNING  
This bulletin contains all the necessary physical planning data required for the installation of the unit described. If the unit is to be installed in conjunction with a computer system, the specifications of the most critical unit must be met. This bulletin utilizes the same format and standardized symbols contained in the IBM SYSTEM/360 Installation Manual - Physical Planning, Order Number SC22-6820  
Systems Reference Library Manual, 6 pages  
//15//2909/

## GA27-2730

COMPONENT DESCRIPTION IBM 2285 DISPLAY COPIER  
This publication presents a functional description of, and operator procedures for, the IBM 2285 Display Copier. Each 2285 attaches directly to an IBM 2250 Display Unit Model 1, 3, or 4 that is equipped with an attachment feature. The 2285 provides an 8-1/2-by-11-inch paper copy output of the associated 2250 display upon initiation by the 2250 operator. The 2285 obtains analog signals and power from the 2250 to which it is attached and requires no programming. The following publications may be of interest to the reader:  
IBM SYSTEM/360 COMPONENT DESCRIPTION: IBM 2250 DISPLAY Unit Model 1, Order Number GA27-2701  
IBM SYSTEM/360 COMPONENT DESCRIPTION: IBM 2250 DISPLAY UNIT MODEL 3, IBM 2840 DISPLAY CONTROL MODEL 2, Order Number GA27-2721  
IBM 1130 SYSTEM COMPONENT DESCRIPTION: IBM 2250 DISPLAY Unit Model 4, Order Number GA27-2723.  
Systems Reference Library Manual, 8 pages  
1131,360,370//06//2285/

## GA27-2731

IBM SYSTEM/360 COMPONENT DESCRIPTION IBM 2265 DISPLAY STATION IBM 2845 DISPLAY CONTROL  
This manual describes the functional and operating characteristics of the IBM 2265 Display Station and the IBM 2845 Display Control. The two units combine to form a display system that provides visual access to data stored in an IBM System/360.  
Systems Reference Library Manual, 64 pages  
360,370//06//2265,2845/

## GA27-2737

IBM 2909-3 ASYNCHRONOUS DATA CHANNEL RPO F13299 CUSTOM FEATURE DESCRIPTION  
This manual describes the functional and operational characteristics of the 2909-3 Asynchronous Data Channel. Main Topics described include: instruction and command execution, programming operation, and subchannel attachment.  
This publication is a reference manual for the programmer or systems engineer. Knowledge of IBM System/360 operations, particularly storage addressing, data formats, and machine instruction formats as explained in IBM SYSTEM/360 PRINCIPLES OF OPERATION SRL, Form GA22-6821, is a prerequisite to using this publication. Also needed are experience with programming concepts and techniques or completion of basic courses of instruction in these areas.  
System Reference Library Manual, 38 pages  
360,370//14//2909/

## GA27-2739

AN INTRODUCTION TO THE IBM 3270 INFORMATION DISPLAY SYSTEM  
This publication provides customer executives, installation managers and planners, and IBM marketing representatives with planning information about the IBM 3270 Information Display System, which includes local and remote display stations and printers. The publication:  
o Describes the 3270 hardware (units, features, functional capabilities) and its programming support.  
o Outlines applications for alphameric displays and guidelines for conversion.  
o Gives data on human factors, installation planning, reliability, and performance.  
This publication is primarily a planning aid and will be supplemented with reference documentation.  
The current major revision incorporates descriptions of the following special features: Dial, IBM 600/1200 bps Line Adapter, IBM 600/1200 bps Line Adapter with auto answer, Switched Network Back capability, and 4800/7200 bps Transmission Speed.  
Manual, 76 pages  
//09//3270,3271,3272,3275,3277,3284,3286,3288/

## GA27-2740

IBM 7412 MODEL 1 CONSOLE, CUSTOM SYSTEMS RPO AA2846, CUSTOM FEATURE DESCRIPTION  
This reference manual describes the functional characteristics and features of the IBM 7412-1 Console with the IBM 3215-1 Console Printer-Keyboard. This publication is intended for System Analysts, Programmers, and Operators. Assumed is a background knowledge of the IBM System/360 and System/370, and of the I/O Interface.  
Manual, 26 pages  
360,370//14//7412,3215/

## GA27-2741

INSTALLATION BULLETIN PHYSICAL PLANNING FOR IBM 7412 CONSOLE MODEL 1 CUSTOM SYSTEMS RPO AA2846  
This publication provides physical planning information for the IBM 7412-1 Console with the IBM 3215-1 Console Keyboard. Included are physical specifications and cable, electrical, and environmental requirements.  
Manual, 2 pages  
//15//7412,3215/



- GA27-2742  
OPERATOR'S GUIDE FOR IBM 3270 INFORMATION DISPLAY SYSTEMS  
 Operator controls, indicators, and keys for all 3270 display station and printer models discussed in detail, along with typical operating and error-recovery procedures. Use of the operator identification card reader is also discussed. The manual's organization and layout are intended to aid the reader in learning to operate the display station and printer, and also to improve the retrievability of information for an operator using the guide as a reference source. Readers of this manual need no previous knowledge of computers, display stations, or data processing.  
 Manual, 116 pages  
 //09//3270,3271,3272,3275,3277,3284,3286,3288/
- GA27-2749  
IBM 3270 INFORMATION DISPLAY SYSTEM COMPONENT DESCRIPTION  
 This manual includes a description of the following special features: Dial, Line Adapter, Line Adapter with Auto Answer, Switched Network Backup, and 4800/7200 bps Transmission speed. In addition, a discussion of command execution timing considerations has been added, and additional descriptions are provided for the following topics: attribute characters, locked keyboard recovery using the RESET key, Numeric Lock special feature operation and Operator Identification Card Reader character code formats. The new information is useful to programmers, analyst and in a more general way to management personnel.  
 Manual, 110 pages  
 //09//3270,3271,3272,3275,3277,3284,3286,3288/
- GA27-2750  
IBM 3270 PROBLEM DETERMINATION GUIDE  
 This guide is intended for operators using the IBM 3270 Information Display System. On the basis of yes-or-no answers to logical questions, the operator is enabled to determine whether outside assistance is required to resolve an apparent problem. In these cases, the problem area is identified. In other cases, when apparent problems are the result of procedural errors, this is quickly recognized, and the operator is advised to restart the operation.  
 Manual, approximately 36 pages  
 //09//3270,3271,3272,3275,3277,3284,3286,3288/
- GA27-2752  
IBM 3284/3286 PRINTER CUSTOM FEATURE DESCRIPTION MARGIN STOP VARIABLE RPQ #EB3995  
 This document contains information relating to the Margin Stop Variable feature (RPQ EB3995). When implemented in the 3284/3286 Printers (all models), this feature allows for printer platens of varying lengths to be interchanged by the operator.  
 The data presented herein is directed solely to a printer operator. It is intended to serve as an instructional guide in the basic rudiments of those platen removal and installation procedures that may be performed by an operator once the custom feature has been installed in the 3284/3286 Printers.  
 Manual, 6 pages  
 360,370,5410,5415,7//14//3284,3286/
- GA27-2753  
IBM 3284/3286 PRINTER CUSTOM FEATURE DESCRIPTION VERTICAL FORMS INDEX CONTROL (RPQ EB4324)  
 This document contains information relating to the Vertical Forms Index Control feature (RPQ EB4324). The data contained herein is directed to a customer, his programmer and computer operator, and is intended to assist them in the application of this feature when used in 3284/3286 Printers.  
 Manual, 12 pages  
 360,370,5410,5415//14//3284,3286/
- GA27-2758  
IBM 3270 INFORMATION DISPLAY SYSTEM CUSTOM FEATURE DESCRIPTION, DUAL CASE CHARACTER SET RPQ 8K0366  
 This manual contains a description of the Dual Case Character Set (RPQ 8K0366) intended for customers, planners, marketing representatives, and programmers.  
 Manual, 22 pages  
 //14//3270,3271,3272,3275,3277,3284,3286,3288/
- GA27-2770  
A GUIDE TO 60 HERTZ UPS SELECTION  
 The Power Warning Feature provides for an automatic interruption and permits implementation of orderly shutdown and recovery procedures following power-line disturbances on System/370 Models 158 and 168 supported by an Uninterruptible Power Supply (UPS). This manual provides information to guide the customer in the selection of a 60-Hertz UPS. It (1) discusses input and output power characteristics, operating environmental conditions, and other performance requirements and it (2) describes the UPS required.  
 Manual, 16 pages  
 SLSS - ORDER NO. SUBSCRIPTION ONLY
- GA27-2771  
A GUIDE TO 50 HERTZ UPS SELECTION  
 The Power Warning Feature provides for an automatic interruption and permits implementation of orderly shutdown and recovery procedures following power-line disturbances on System/370 Models 158 and 168 supported by an Uninterruptible Power Supply (UPS). This manual provides information to guide the customer in the selection of a 50-Hertz UPS. It (1) discusses input and output power characteristics, operating environmental conditions, and other performance requirements and it (2) describes the UPS required.  
 Manual, 15 pages  
 SLSS - ORDER NO. SUBSCRIPTION ONLY
- GA27-2772  
A UPS INSTALLATION PLANNING GUIDE  
 This document is intended to assist the IBM System/370 user in determining UPS requirements for his EDP operations and to guide him in planning and implementing the installation of a UPS that will satisfy the requirements. This document is basically a check list that is amplified by descriptive narrative to identify the significant UPS installation planning factors. It is chronologically arranged to cover the period ranging from the earliest planning stage to the final testing and acceptance of the UPS installation at his EDP location.  
 Manual, 20 pages  
 SLSS - ORDER NO. SUBSCRIPTION ONLY
- GA27-2773  
IBM 3284/3286 PRINTER CUSTOM FEATURE DESCRIPTION: FORMS TRACTOR (RPQ WD 4031)  
 This reference manual provides information about IBM 3284 and 3286 Printers which have the Forms Tractor (RPQ WD 4031) attached. It is intended for use by customers, operators, and service personnel. Information contained herein supplements the printer information found in the 3270 System Component Description, Order No. GA27-2749 and the 3270 System Operator's Guide, Order No. GA27-2742. This manual also supports forms tractor printers which have the Vertical Forms Index Control (RPQ EB 4324) installed.  
 System Library Manual, 12 pages  
 360,370,3//14//3284,3286/
- GA27-2774  
A GUIDE TO USING THE TEST REQUEST FEATURE ON IBM 3270 INFORMATION DISPLAY SYSTEMS  
 This guide is intended for operators using the IBM 3270 Information Display System. It provides simplified instructions for using the Test Request Feature, commonly known as RFTs (Request for Test procedures). Although the information has appeared in several other publications, its presentation in this self-contained booklet makes it readily accessible and more likely to be used when desirable.  
 System Library, 32 pages  
 //13//3270,3271,3272,3275,3277,3284,3286,3288/
- GA27-2775  
IBM 3270 INFORMATION DISPLAY SYSTEM CUSTOM FEATURE DESCRIPTION SIGNATURE DISPLAY (RPQS 7U0010, 8K0438)  
 This document describes the Signature Display Feature, an option for the IBM 3277 Display Station Models 1 and 2. (The 3277 is a unit of the IBM 3270 Information Display System.)  
 In addition to presenting a general description of the feature, the document briefly discusses Signature Display's basic functions, data-handling characteristics, and alphanumeric display capabilities.  
 System Library Manual, 12 pages  
 //14//3270,3271,3272,3275,3277,3284,3286,3288,0129/
- GA27-3001  
IBM 2740/2741 COMMUNICATIONS TERMINAL - OPERATOR'S GUIDE  
 This publication describes the setup and operating procedures for the IBM 2740 and IBM 2741 Communications Terminals when operating in local and communicate mode. The line-control signals and transmission controls are fully described for each terminal. Removal and replacement procedures for the typewriter are also fully described along with recommended typing procedures to ensure the most efficient operation of the terminals.  
 Systems Reference Library Manual, 62 pages  
 //09//2740,2741/
- GA27-3004  
GENERAL INFORMATION - BINARY SYNCHRONOUS COMMUNICATIONS  
 This publication describes the Binary Synchronous Communications (BSC) procedures in general terms. The major topics covered are: BSC concepts (including transmission codes and data-link operation), message formats, additional data-link capabilities, and planning considerations.  
 Systems Reference Library Manual, 36 pages  
 //09//
- GA27-3005  
IBM 2780 DATA TRANSMISSION TERMINAL - COMPONENT DESCRIPTION  
 This Component Description manual describes the principles of operation of the IBM 2780 Data Transmission Terminal.

The data-link control characters, code structures, timeouts, and throughput rates associated with the Binary Synchronous method of transmission are described.

The communications facilities, data sets, and special features available for this Tele-processing terminal are also discussed.

Systems Reference Library Manual, 78 pages  
//09//2780/

## GA27-3006

IBM REMOTE MULTIPLEXERS AND COMMUNICATIONS TERMINALS  
INSTALLATION MANUAL - PHYSICAL PLANNING

This publication contains physical planning information for IBM Remote Multiplexers and Communications Terminals. Included are physical specifications, electrical and environmental requirements, cabling requirements, and available communications facilities.

Systems Reference Library Manual, 64 pages  
//TP15//

## GA27-3011

IBM 2760 OPTICAL IMAGE UNIT COMPONENT DESCRIPTION

This Component Description Manual describes the principles of operation of the IBM 2760 Optical Image Unit when attached to an IBM 2740 Communications Terminal, Model 1. Line-control signals, message formats, special features, communication facilities, and data sets that can be used with this Tele-processing terminal are also discussed. A major section concerning the preparation of artwork and the photographic procedures involved in creating a filmstrip for use in this unit will be found toward the end of the manual.

Systems Reference Library Manual, 52 pages  
360,370//09//2760/

## GA27-3013

SYSTEM COMPONENTS: IBM 2770 DATA COMMUNICATION SYSTEM

This System Components manual describes the principles of operation of the component units of the IBM 2770 Data Communication System. The data link control characters, code structures, and timeouts associated with the Binary Synchronous method of transmission used by the 2770 are described. Also described are the operating characteristics of the various input/output devices and the specifications of the input/output media. Special features and specify features for all system units are included.

This manual comprises descriptions of individual units within the 2770 Data Communication System.  
Systems Reference Library Manual  
//09//2770,2772/

## GA27-3015

IBM 2790 DATA COMMUNICATION SYSTEM COMPONENT DESCRIPTION

The IBM 2790 Data Communication System is a two-way, in-plant communication and production reporting system. This publication describes the units of the 2790 system, along with its capabilities, features, and applications. This publication presumes a telecommunications background and IBM System/360 experience. The purpose of this publication is to assist programmers and systems analysts in designing and operating the 2790 system.

This publication describes the 2790 system using the 2715 Transmission Control Unit as the system controller.

IBM 2793 Area Station  
IBM 2795 Data Entry Unit  
IBM 2796 Data Entry Unit  
IBM 2797 Data Entry Unit  
IBM 2798 Guidance Display Unit  
IBM 1035 Badge Reader  
IBM 1053 Printer

Systems Reference Library Manual, 78 pages  
//09//2790,2791,2793/

## GA27-3016

IBM 2790 SYSTEM SUMMARY

The IBM 2790 Data Communication System is a two-way, in-plant data communication and production reporting system. This 2790 System Summary is written for those who want an introduction to the IBM 2790 system, its associated components, and its applications. A general description of each of the system components is given, with a summary of all pertinent features of each.

Systems Reference Library Manual, 36 pages  
//09//2790,2791,2793/

## GA27-3017

IBM 2790 DATA COMMUNICATION SYSTEM INSTALLATION MANUAL  
PHYSICAL PLANNING

This manual provides technical information necessary for planning the physical installation of the IBM 2790 Data Communications System. Included are physical specifications and electrical requirements for each unit of the system. Typical system configurations with interunit cabling requirements are presented.

The intended customer audience includes facilities planners such as architects and consultants, contractors, operating management of the system, building superintendents, and communications technical representatives.

The intended IBM audience includes Sales Representatives, Systems Engineers, Installation Planning

Representatives, and Customer Engineers.  
System Reference Library Manual, 66 pages  
//15//2790,2791,2793/

## GA27-3019

IBM 2770 DATA COMMUNICATION SYSTEM  
INSTALLATION MANUAL--PHYSICAL PLANNING

This publication presents detailed information concerning the physical characteristics of the IBM 2770 Data Communication System. Dimensions, weights, service clearances, physical information for each unit, and environmental and electrical requirements are included. Particular attention is devoted to information necessary for the customer to prepare his premises for actual installation of equipment. Planning assistance is available from IBM sales and installation planning representatives.  
Systems Reference Library Manual, 42 pages  
//15//2770,2772/

## GA27-3021

IBM 2790 CONFIGURATOR

The IBM 2790 Configurator is written for IBM Salesmen, IBM Systems Engineers, and customer system evaluation management. This manual illustrates configurations for IBM 2790 Data Communications Systems attached to System/7, System/360, System/370, or to an IBM 1800 Data Acquisition and Control System. Diagrams show the relationship of all units in the system. Domestic and World Trade systems are shown in table and chart form to provide standard, special, and specify feature information.  
Systems Reference Library Manual, 22 pages  
//00//2790,2791,2793/

## GA27-3029

2721 PORTABLE AUDIO TERMINAL

This manual is designed to acquaint the reader with the basic concepts and use of the IBM 2721 Portable Audio Terminal. The publication should be used as a general guideline for useful application of the terminal. Functional and operational characteristics are discussed in detail, and no previous reading is required for an understanding of how the terminal operates as a remote input/output device. The operation of the 2721 terminal in a systems environment depends largely on how the user's program is written; therefore, the operating procedures outlined in this manual are of a general nature. The ultimate operation of the terminal depends upon the programmer's ingenuity and the applications involved.  
Systems Reference Library Manual, 28 pages  
360,370//09//2721/

## GA27-3035

IBM 2790 DATA COMMUNICATION SYSTEM OPERATOR'S GUIDE

The IBM 2790 Data Communication System is a two-way, in-plant communication and production reporting system. This publication is designed as a guide for operating the units of the 2790 system. Operational information about the following units and features is included:

IBM 2715 Transmission Control Unit  
IBM 2791 Area Stations  
IBM 2792 Remote Communications Controllers  
IBM 2793 Area Station  
IBM 2795 Data Entry Unit

Systems Reference Library Manual, 80 pages  
//09//2790,2791,2793,2795,2796,2715/

## GA27-3038

OPERATOR'S GUIDE: IBM 2770 DATA COMMUNICATION SYSTEM

This Operator's Guide is designed specifically for personnel operating or implementing the IBM 2770 Data Communication System. Step-by-step operating procedures and flowchart-type error recovery procedures are included for the control unit and for each of the input/output devices.

The procedures for initiating, answering and terminating a switched-network communications link with another terminal or processor are discussed. Error message formatting and transmission procedures are also described in detail.

Operator's Guide, 150 pages  
//09//2770,2772/

## GA27-3039

IBM 2721 PORTABLE AUDIO TERMINAL OPERATOR'S HANDBOOK

This manual provides instructions for installing and operating the IBM 2721 Portable Audio Terminal. A section on problem determination is provided to assist the operator in deciding if the terminal requires maintenance.

For more detailed information on the functions and operation of the terminal, refer to the Systems Reference Library Manual, Component Description: IBM 2721 Portable Audio Terminal, GA27-3029.

Manual, 15 pages  
360,370//09//2721/

## GA27-3043

IBM 3735 PROGRAMMABLE BUFFERED TERMINAL CONCEPT  
AND APPLICATION

The purpose of this manual is two-fold: first, it introduces the IBM 3735 Programmable Buffered Terminal; and, second it provides planning information for those who may be involved in installing a 3735. Because of this dual

purpose, not all sections of the manual may be of interest to each reader. Those interested in an overview and in the highlights of the 3735 will find the introduction of most value; those who need more detailed information on the terminal's operation and functional capabilities will find the sections on Operating Characteristics and Implementation Considerations of most interest; systems and application programmers will find information on Programming Considerations for the 3735 in Appendix B.

Generally, the prerequisites for this manual are an understanding of the concept and application of the IBM System/360 and the IBM System/370 in a teleprocessing environment. The section on Programming Considerations requires more extensive knowledge of the applicable operating system (OS or DOS).

Although not intended as a terminal operator's guide or as a programmer's guide, the manual presents general information concerning these subjects.  
System Reference Library, 50 pages  
360,370//09//3735/

## GA27-3044

IBM 2976 MOBILE TERMINAL SYSTEM CUSTOM SYSTEM DESCRIPTION OPERATOR'S GUIDE - PHYSICAL PLANNING

This manual is the primary source of information on the IBM 2976 Mobile Terminal System. The Mobile Terminal System provides high-speed, two-way data communications between a central IBM System/360 or System/370 and mobile terminals. It is comprised of an IBM 2976 Model 3 Transmission Control Unit, an IBM 2976 Model 5 Signal Converter, and a number of IBM 2976 Model 4 Mobile Terminals.

The manual contains both introductory and in-depth information about the system components, a discussion of programming requirements for the system, the operator information needed to use the components of the system, diagnostic procedures for rapid problem determination, and the physical planning and installation information required for planning and installing the Mobile Terminal System.

Organization of the manual into separate parts allows the expected users to go directly to the information they require. These users include: management, programming, system analyst, and central site operating personnel; mobile terminal operators; and site planning and installation personnel.

Users who require the detailed information provided in this publication should have a basic understanding of telecommunications and radio operations and should have IBM System/360 or System/370 programming and operating experience.

Manual, 50 pages  
/TP/15//2976/

## GA27-3051

INTRODUCTION TO THE 3704 & 3705 COMMUNICATIONS CONTROLLERS

The IBM 3705 Communications Controller is a compatible transmission control unit designed to assume many teleprocessing control functions formerly assigned to a teleprocessing access method. The 3705 is controlled by a program resident in the controller.

This publication contains introductory information on the hardware components of the controller and on the programs provided to support it. Any user or potential user of a 3705, including management, programmers, operators, and maintenance personnel, should be familiar with the contents of this manual. The only prerequisite for this manual is an understanding of basic teleprocessing operations.  
System Library Manual, 56 pages  
//09//3704,3705/

## GA27-3058

IBM 3872 MODEM USER'S GUIDE

The IBM 3872 Modem can transfer data at rates of 2400 or 1200 bits per second. It operates on dedicated (leased or privately owned), voice-grade communications facilities. In the USA and Canada, the 3872 also operates on the public switched network.

In this publication, the 3872 is described as an item of equipment in the medium-speed modem field. The manual is in four main parts: Part 1 describes (in general terms) the IBM 3872 Modem, planning considerations, and equipment and facility considerations; Part 2 presents 3872 operating procedures and offline problem determination procedures; Part 3 describes (in detail) the IBM 3872 Modem: interface specifications, installation specifications, channel specifications, and special features. Considerations in using the 3872 in World Trade countries are included in appropriate places in the manual and are summarized in Part 4, which also contains the glossary.

This publication is intended for system planners, systems engineers, installation planners, operators, and supervisory personnel. A knowledge of teleprocessing systems is a prerequisite for Part 3 only. Operator information (Part 3) is separated from general and specific descriptive information, for easier accessibility.  
System Library User's Guide, 70 pages  
//09//3872/

## GA27-3061

IBM 3735 PROGRAMMABLE BUFFERED TERMINAL OPERATOR'S GUIDE

The IBM 3735 Programmable Buffered Terminal consists of two cable-connected units: a keyboard/printer and a control unit. In its typical application, the 3735 is used to prepare source documents (preprinted forms on which the

terminal operator adds variable information). Programs, stored within the 3735 control unit, guide the operator during preparation of the forms, and cause selected input data to be stored for later batch transmission to a central data processing system.

This operator's guide introduces the 3735 and describes its operating procedures. Both normal operating procedures and error recovery techniques are described.

The manual assumes that the user has been previously trained in the operation of an office typewriter such as the IBM Selectric.  
Manual, 100 pages  
5415,360,370,5410//09//3735/

## GA27-3062

IBM 3872 MODEM PROBLEM DETERMINATION CARD

This foldout card document normally accompanies a 3872 Modem to help the customer determine who to call when a communications channel using the 3872 becomes troublesome.  
8-1/2 x 11 inches, 8 cards  
//09//3872/

## GA27-3063

COMPONENT INFORMATION FOR THE IBM 3780 DATA COMMUNICATION TERMINAL

This manual introduces the IBM 3780 Communication Terminal, designed to transmit and receive data accurately, quickly, and economically in a teleprocessing environment. The terminal's applications, capabilities, and design highlights are discussed, as well as use of the binary synchronous communication, a description of the associated data-link control characters, code structures, and timeouts. The manual also discusses communication facilities, IBM modems, and special features available for this teleprocessing terminal.

In-depth information for those who implement customer applications is also included. Readers concerned with the 3780's capabilities and design highlights will find the Introduction, Card Reader, and Printer sections useful, while those needing more detailed information on the terminal's operation and its binary synchronous method of communication should read the Operating Characteristics and Programming Considerations sections.

Prerequisites for this manual include an understanding of the IBM System/360 and the IBM System/370 in a teleprocessing environment, together with knowledge of the binary synchronous method of data-link control as outlined in the IBM Systems Reference Library publication, General Information--Binary Synchronous Communications, GA27-3004.  
Manual, 70 pages  
360,370//09//3780,3781/

## GA27-3066

SUPPLEMENTARY OPERATOR'S AND PROGRAMMER'S GUIDE INFORMATION CARD IBM 3735 WITH IBM 129 CARD DATA RECORDER (RPQ#EB1935)

This card contains information on setup and operation, switches, the card deck, column indicator, errors, and recovery.

This guide supplements information contained in the following manuals:

Operator's Guide for IBM 3735 Programmable Buffered Terminal (GA27-3061)  
IBM 3735 Programmer's Guide (OS and DOS Systems) (GC30-3001)  
IBM 129 Card Data Recorder/Machine Description (GA22-6980)

Guide Card, 2 pages  
5415,360,370,5410//14//3735/

## GA27-3069

SUPPLEMENTARY OPERATOR'S AND PROGRAMMER'S GUIDE INFORMATION CARD IBM 3735 WITH IBM KEYPAD UNIT AND FILE SEARCH (RPQ #853102)

This guide supplements information in the following manuals:  
Operator's Guide for IBM 3735 Programmable Buffered Terminal (GA27-3061)

IBM 3735 Programmer's Guide (OS and DOS Systems) (GC30-3001)

The operation of the Keypad standalone unit is the same as the Keypad on the 3735 Selectric keyboard, except that the standalone Keypad provides a 48 character buffer.

Form  
360,370,5410,5415//14//3735/

## GA27-3073

IBM 3735 WITH AUTO FDP EXECUTION RPQ #MB7057 OPERATOR'S CARD

This guide supplements information contained in the Operator's Guide for IBM 3735 Programmable Buffered Terminal (GA27-3061).

It is intended for personnel who have been previously trained on an office typewriter such as the IBM Selectric.  
Card, 2 pages  
360,370,5410,5415//14//3735/

## GA27-3086

GUIDE TO USING THE IBM 3704 COMMUNICATIONS CONTROLLER CONTROL PANEL

This publication is a 3704 control panel guide for the systems programmers, the systems engineers, the customer engineers, and the programming service representative with a knowledge of the internal operation of the 3704 and a need to use the control panel for normal operation, testing, or

diagnostics. It primarily describes the functions and uses of the 3704 control panel.

For the operator, an IBM 3704 Operator Reference Summary is provided with this manual to be used as an easy reference for preparing the 3704 for operation and for handling basic error conditions.

This manual is divided into five sections and five appendices.

Section 1 describes the general capabilities of the 3704 control panel and how to use the panel.

Section 2 describes the basic and advanced program independent control panel procedures for the 3704.

Section 3 describes the 3704 control panel procedures used with the Emulation Program.

Section 4 describes the 3704 control panel procedures used with the Network Control Program.

Section 5 is an alphabetical list of the 3704 panel controls that summarizes their functions and provides a cross-reference to the applicable procedures.

The appendices provide supplementary information needed to execute and interpret certain of the control panel procedures.

A special feature of the manual is a foldout diagram of the 3704 control panel (Appendix D). The diagram is divided into areas, each of which has a number. Throughout the book, references to a specific panel control are keyed to the section of the diagram where that control is located. For ease of reference, the diagram can be folded out to be seen with any other page of the manual.

The information in this manual was previously in the IBM 3704 and 3705 Communications Controllers Operator's Guide (GA27-3055). The 3705 information, previously a part of the Operator's Guide, is now in the Guide to Using the IBM 3705 Communications Controller Control Panel. Manual, 138 pages //09//3704/

## GA27-3087

GUIDE TO USING THE IBM 3705 CONTROL PANEL

This publication is a 3705 control panel guide for the systems programmer, the systems engineer, the customer engineer, and the programming service representative with a knowledge of the internal operation of the 3705 and a need to use the control panel for normal operation, testing, or diagnostics. It primarily describes the functions and uses of the 3705 control panel.

For the operator, an IBM 3705 Operator Reference Summary is provided with this manual to be used as an easy reference for preparing the 3705 for operation and for handling basic error conditions.

A special feature of the manual is a foldout diagram of the 3705 control panel. The diagram is divided into areas, each of which has a number. Throughout the book, references to a specific panel control are keyed to the section of the diagram where that control is located. For ease of reference, the diagram can be folded out to be seen with any other page of the manual.

The information in this manual was previously in the IBM 3704 and 3705 Communications Controllers Operator's Guide GA27-3055. The 3705 information previously a part of the Operator's Guide is now in the Guide to Using the IBM 3705 Control Panel. Manual, 76 pages //09//3705/

## GA27-3091

IBM 3704 OPERATOR REFERENCE SUMMARY

IBM 3704 Operator Reference Summary This reference card accompanies the Guide to Using the IBM 3704 Control Panel (or may be ordered separately) and provides the operator with an easy reference for basic 3704 operating procedures. It lists the procedures to be followed in preparing the 3704 for operating (up to IPL) and the basic error recovery procedures.

Reference Summary, 6 panels  
See GA27-3086

## GA27-3092

IBM 3705 OPERATOR REFERENCE SUMMARY

This reference card accompanies the Guide to Using the IBM 3705 Control Panel (or may be ordered separately) and provides the operator with an easy reference for basic 3705 operating procedures.

It lists the procedures to be followed in preparing the 3705 for operation (up to IPL) and the basic error recovery procedures.

Reference Summary, 6 panels  
See SA27-3087

## GA27-3093

SYNCHRONOUS DATA LINK CONTROL GENERAL INFORMATION

This manual describes the procedures that comprise Synchronous Data Link Control (SDLC). It includes a brief background and a basic description to familiarize the reader with the terminology and concepts of SDLC. This is followed by a catalog of the components of SDLC and some representative examples of their uses.

Readers who have no prior knowledge of data communications line control should refer to: IBM Introduction to Teleprocessing, GC20-8095-02 before attempting to understand the material presented in this publication.

The IBM Data Processing Glossary, GC21-1699, is a useful

reference for the definitions of terms used in this manual. A reader who is familiar with other systems of line control should not assume that familiar terms have the same definitions in SDLC procedures.

This manual does not provide instructions for the implementation of SDLC, nor does it describe any specific information about an IBM SDLC implementation, refer to the appropriate IBM publication for that machine or system. Manual, 60 pages 370//09//

## GA27-3094

OPERATING PROCEDURES GUIDE: IBM 3774 AND 3775 COMMUNICATION TERMINALS

This Operating Procedures Guide is designed specifically for personnel writing detailed operator procedures for IBM 3774 or IBM 3775 Communication Terminal job applications, and for operators of the terminals. Included are:

- o Operating procedures for the basic configuration (the console printer, the keyboard, the operator's console, and the controller).
- o Operating procedures for the input and output devices.
- o Job definition and job start procedures for the terminal.
- o Error recovery and problem identification procedures for the terminal.

This guide describes the purpose and use of the terminal's controls as they apply to all jobs. You can use this manual in preparing a detailed operator procedure for a specific job in your application.

Manual, 200 pages  
370//09//3774,3775/

## GA27-3095

REFERENCE CARD: IBM 3774 AND 3775 COMMUNICATION TERMINALS

This Reference Card summarizes information that is already included in the Operating Procedures Guide: IBM 3774 and 3775 Communication Terminals (GA27-3094), and gives a quick reference to the information needed for the routine operation of the IBM 3774 or IBM 3775 Communication Terminals.

Reference Summary, 4 pages  
370//09//3774,3775/

## GA27-3096

IBM 3767 MODELS 1 & 2 COMMUNICATION TERMINAL COMPONENT DESCRIPTION

This manual describes the IBM 3767 Communication Terminal, a multipurpose terminal that communicates with an IBM System/370. The information it contains is directed to customer executives, systems analysts, and systems engineers already aware of the operating procedures for the applications in which they plan to use the terminal.

The first chapter gives an overview of the 3767. It describes the applications and features of the 3767 and the communication facilities required.

The chapter on operating controls follows the chapters on operating characteristics and special features so that the reader can better appreciate the functions of these controls.

Information on installation and physical planning is given in IBM Remote Multiplexers and Communications Terminals Installation Manual -- Physical Planning, GA27-3006. Manual, 80 pages 370//09//3767/

## GA27-3097

IBM 3770 DATA COMMUNICATION SYSTEM-- SYSTEM COMPONENTS

This publication presents introductory and reference information about the IBM 3770 Data Communication System. It describes the capabilities and functions provided by this system for those concerned with planning for a teleprocessing network or for integrating the terminals into an existing network. It is also a reference source for system and application programmers, and for personnel planning job setups for the 3770. Application personnel planning job setups for the 3770 will also require a copy of the publication IBM 3770 Operating Procedures Guide, GA27-3094.

It is assumed that the reader of this manual understands the concept and application of the IBM System/370 in a teleprocessing environment, and is familiar with data link control procedures-- Synchronous Data Link Control (SDLC) or Binary Synchronous Communications (BSC), whichever is used. Manual, 100 pages 370//09//3770,3771,3773,3774,3775,3776/

## GA27-3099

SYSTEM NETWORK ARCHITECTURE - SYSTEM SUMMARY

This manual provides summary information about IBM system Network Architecture elements, a selection of equipment and programs comprising compatible components as a basis for a data communications network. It briefly describes the concepts of the System Network Architecture and the interrelationships of its components. Short descriptions of equipment components are also included.

Manual, 28 pages  
370//09//

## GA27-3103

3770 DATA COMMUNICATION SYSTEM CUSTOMER SITE PREPARATION GUIDE

This reference manual will be given to the customer by the IBM Marketing Representative at the time the customer orders a 3770 Data Communication System. The manual provides the customer with the information necessary to prepare his site for the installation of the 3770 which he will perform. Handbook, 50 pages  
370//09//3770,3771,3773,3774,3775/

## GA27-3104

3767 COMMUNICATION TERMINAL CUSTOMER SITE PREPARATION GUIDE

This manual will be given to the customer by the IBM Marketing Representative at the time the customer orders a 3767 Communication Terminal. The manual provides the customer with the information necessary to prepare his site for the installation of the 3767 which he will perform. Reference Summary, 15 pages  
370//09//3767/

## GA27-3106

OPERATOR'S INTRODUCTION TO THE 3767 COMMUNICATION TERMINAL

This brochure is intended to serve as the preferred means of first exposure to the equipment (i.e., before delivery) by presenting to the prospective user or operator some of the characteristics and features of the 3767 Communication Terminal. Locations and functions of keys and controls are presented in a facts-folder format. Reference Summary, 18 pages  
370//09//3767/

## GA32-0006

TAPE SPECIFICATIONS FOR IBM ONE-HALF INCH TAPE DRIVES AT: 556 AND 800 BPI AND 3200 FCI

This manual provides the specifications and requirements for magnetic tape to be used on IBM Tape Drives. The specifications are presented in two parts: General Information and Tape Properties Essential for IBM Tape Drive Use. The latter section covers minimum properties required for tape use on all IBM Tape Drives. Manual, 11 pages  
2020,1802,360,370//05//2401,2402,2403,2404,2415,2420,3410,3411,3420/

## GA32-0007

COMPONENT DESCRIPTION IBM 2420 MODEL 5 MAGNETIC TAPE UNIT

This bulletin describes the characteristics, functions, and features of the IBM 2420 Model 5 Magnetic Tape Unit. Systems Reference Library Manual, 12 pages  
360,370//05//2420/

## GA32-0015

IBM 3410/3411 MAGNETIC TAPE SUBSYSTEM COMPONENT SUMMARY MANUAL

This manual will give potential customers a general introduction to the 3410/3411 Magnetic Tape Subsystem. The manual describes the IBM 3410 Models 1,2, and 3 Magnetic Tape Units and the IBM 3411 Magnetic Tape Unit and Control. Manual, 8 pages  
360,370,5410,5415//05//3410,3411/

## GA32-0020

3803/3420 MAGNETIC TAPE SUBSYSTEMS

This manual describes the IBM 3803 Model 1 Tape Control and the IBM 3420 Models 3, 5, and 7 Magnetic Tape Units. The 3803 Model 1 tape control provides communication between the tape units and the system input/output interface. The 3420 Models 3, 5, and 7 tape units read and write one-half inch magnetic tape at 75, 125, and 200 inches per second respectively. All three basic tape units read and write nine-track, 1,600 bytes per inch (bpi), phase-encoded format. Nine-track, 800 bpi NRZI recording mode is available as a feature on all models. Seven-track, 556/800 bpi NRZI recording mode is an optional feature on all models.

Readers should be familiar with the contents of IBM SYSTEM/360 PRINCIPLES OF OPERATION, Form GA22-6821 (sections on input/output operations). System/370 users should also refer to IBM SYSTEM/370 PRINCIPLES OF OPERATION, Form GA22-7000.

Systems Reference Library Manual, 32 pages  
360,370//05//3803,3420/

## GA32-0021

IBM 3803-2/3420 MAGNETIC TAPE SUBSYSTEMS SUBSYSTEM DESCRIPTION

This manual describes the IBM 3803 Model 2 Tape Control and the IBM 3420 Models 3 through 8 Magnetic Tape Units. The 3803 Model 2 Tape Control provides communication between the tape units and the system input/output interface.

The 3420 Models 3/4, 5/6, and 7/8 read and write one-half inch magnetic tape at 75, 125, and 200 inches per second respectively. The 3420 Models 4, 6, and 8 read and write 9-track 6,250 bytes per inch (bpi) group coded recording (GCR) format.

The basic 3420 Models 3, 5, and 7 read and write nine track, 1,600 bpi, phase-encoded format. Nine track, 800 bpi

NRZI recording mode and seven-track 800/556/200 bpi NRZI recording mode are available as features on the 3420 Models 3, 5, and 7 and on the 3803 Model 2.

A reader should be familiar with IBM System/360 Principles of Operation, GA22-6821 (section on I/O operations) and IBM System/370 Principles of Operation, GA22-7000 (section on I/O Operations). Manual, 60 pages  
360,370//05//3803,3420/

## GA32-0022

IBM 3410/3411 MAGNETIC TAPE SUBSYSTEM COMPONENT DESCRIPTION MANUAL

This manual describes the IBM 3410/3411 Magnetic Tape Subsystem, Models 1, 2, and 3. In most instances, operational descriptions are limited to the channel and command level. Operations common to all I/O devices are described in IBM System/360 Principles of Operation, Form GA22-6821, and IBM System/370 Principles of Operation, Form GA22-7000.

Subjects covered include keys and lights, tape handling procedures, status and sense information, and error recovery procedures.

Systems Programmers who are writing programs for magnetic tape  
Systems engineers who are planning installation using magnetic tape  
Sales personnel  
Manual, 44 pages  
360,370,5410,5415//05//3410,3411/

## GA32-0023

IBM 3803/3420 CUSTOMER CONVERSION GUIDE

This document guides the IBM marketing representative and the IBM customer in planning a field conversion of 3803-1 and 3420-3, 5, 7 tape subsystems to 3803-2 and 3420-4, 6, 8 (6250 bpi) tape subsystems.

Notify the IBM Field Engineering representative early in the planning stages of the conversion. An early conference with him should be helpful to both of you. Manual, 16 pages

SLSS - ORDER NO. SUBSCRIPTION ONLY

## GA32-0028

INTRODUCTION TO THE IBM 3850 MASS STORAGE SYSTEM (MSS)

This publication is designed to convey information about the IBM 3850 Mass Storage System. It is intended for data processing executives, operations managers, systems programmers and other professional data processing personnel. It assumes familiarity with data processing concepts and terminology. Manual, 84 pages

3155,3165,3145,3158,3168//07//3850,3851/

## GA33-0001

IBM 3875 MODEM USER'S GUIDE

In this publication the 3875 Modem is described, and interface details, installation planning, and operating and operator maintenance procedures are given. Differences between operation in the USA and other countries are described in the appropriate parts of the publication, and a summary is given in an appendix.

The content is intended for:

- o Systems Engineers
- o Installation Planning Engineers
- o Operators

The information for systems engineers presupposes a knowledge of teleprocessing, but the information for installation planning engineers and operators requires no such understanding.

Systems Library Manual, 56 pages  
//09//3875/

## GA33-0002

IBM 3874 MODEM USER'S GUIDE

This publication is written for operators, system engineers, and installation planning engineers who are using or intend to use the IBM 3874 modem in a teleprocessing system.

The manual is divided into four parts:

- o Part 1. General Information
- o Part 2. Operator's Information
- o Part 3. Technical Description
- o Part 4. Appendixes.

No previous teleprocessing experience is required to understand the information given in Parts 1 and 2.

Manual, 84 pages  
//09//3874/

## GA33-1506

IBM SYSTEM/370 MODEL 125 FUNCTIONAL CHARACTERISTICS

This manual contains information on the operations that can be performed on the System/370 Model 125, including channel and I/O operations.

The Model 125 is a general purpose data processing system, controlled from a central processing unit, with a direct attachment for disk drives as a standard feature. It can be equipped with a multiplexer channel and with integrated attachments and adapters for magnetic tape units, card I/O devices, a printer, and teleprocessing devices.

The manual describes the basic architecture and features of the central processing unit, and the channel characteristics.

The intended readership consists mainly of systems analysts evaluating the capabilities of the Model 125 in terms of its manual and program operations, and of system programmers writing channel programs or operating systems for the Model 125. The manual is only of limited use to application programmers because it contains little information related to programming languages.

The first main section of the publications, "System Control," describes the architectural features such as the program status word control registers, and fixed areas in main storage, and gives details of mode selection and other manual operations. The second main section describes the channel characteristics, and specifies the commands, status and sense information of the natively-attached I/O devices. A separate chapter describes the teleprocessing attachment. Instruction timings are listed in an appendix.

**Prerequisite Publications:**

IBM System/370 System Summary, GA22-7001  
 IBM System/360 Principles of Operation, GA22-6821  
 IBM System/370 Principles of Operation, GA22-7000  
 Manual, 370 pages  
 3125//01///

**GA33-1507**

**IBM SYSTEM/370 MODEL 125 CONFIGURATOR**  
 This configurator is a table showing the models, features, and attachments for the System/360 Model 125 central processing unit. It is intended to be used by IBM Marketing representatives, IBM System engineers, or customer systems evaluation management.

**Associated publications are:**

IBM System/370 Input/Output Configurator - GA22-7002  
 IBM 3125 Processing Unit Integrated Communications Adapter: Configurator - GA33-1508  
 Systems Library Manual, 8 pages  
 3125//00///

**GA33-1508**

**IBM 3125 PROCESSING UNIT INTEGRATED COMMUNICATIONS ADAPTER: CONFIGURATOR MANUAL**  
 IBM System/370/125 Integrated Communications Adapter Configurator consists of a number of text pages and overlays to be used when selecting a System/370 Model 125 teleprocessing configuration. The system/370 Model 125 Integrated Communications Adapter is a teleprocessing attachment that can serve up to six binary synchronous lines and up to sixteen start/stop (asynchronous) lines. The publication is intended to be used by IBM marketing representatives, or experienced customer personnel, when detailed information is required about line speeds, interface types, line control types load factors and the line adapters and their interrelationship. Feature and specified codes are also given for ordering purposes. Textbook, 54 pages, 40 acetate overlays  
 3125/TP/00///

**GA33-1509**

**OPERATOR'S LIBRARY: SYSTEM/370 MODEL 125 PROCEDURES**  
 This manual is intended for operating personnel using the System/370 Model 125.

The manual is divided into four sections: The Introduction, The Operation Console, Operation Actions and the Appendix. The section on the operator console describes the hardware and the facilities available for the manual control of the system. The section on the operator actions describes how the facilities are used, how to handle unexpected situations, and how to recover from a fault. The appendix provides reference information for the handling of I/O devices that can be directly attached (no control unit or channel is needed) to the Model 125. Restart procedures for the 2560 multifunction Card Machine, attached directly to the Model 125, are also given.  
 Manual, 120 pages  
 3125//01///

**GA33-1510**

**IBM SYSTEM/370 MODEL 115 FUNCTIONAL CHARACTERISTICS**  
 This publication describes the characteristics of the IBM System/370 Model 115, including the central processing unit, multiplexer channel, direct disk attachment, and the integrated attachments and adapters for other input/output devices.

Its main purpose is to give systems analysts an understanding of the structure, features, and operations of the system. The manual also provides system programmers with information which is essential when writing and maintaining channel programs and operating systems for the System/370 Model 115.

In the six chapters of the manual, the characteristics of the Model 115 are described in terms of:

1. The basic system structure
2. Main storage addressing
3. The operations which can be performed and the means of manual and program control.
4. Compatibility features
5. The commands, status and sense information for input/output devices attached other than through the multiplexer channel.
6. The characteristics of the integrated communications adapter.

Appendixes A, B, and C provide (respectively) code tables for the integrated communications adapter, instruction timings, and an example procedure for conversion from 2311 Model 1s to a 3340 disk subsystem. Appendix D gives some information on magnetic tape unit compatibility. Appendix E gives definitions of the abbreviations and special terms used in this manual.

The reader is assumed to be conversant with the IBM System/370 installation sets, data formats, channel operations, and basic programming concepts such as status switching and interruption.

**Prerequisite Reading**

IBM System/370 System Summary, GA22-7001  
 IBM System/370 Principles of Operation, GA22-7000  
 Manual, Systems Library, 286 pages  
 3115//01///

**GA33-1511**

**IBM SYSTEM/370 MODEL 115 CONFIGURATOR**

This configurator is intended for sales personnel, systems engineers and customer systems evaluation management. This configurator provides a concise graphic description of the Model 115 with standard and optical features, as well as all possible configurations of I/O devices which can be directly attached to the Model 115.

Manual  
 3115//00///

**GA33-1512**

**IBM SYSTEM/370 MODEL 125 CHANNEL CHARACTERISTICS**

This manual describes how the effects of imposing loads on the channels of the IBM System/370 Model 125 can be checked. The book is intended for physical planning engineers and systems analysts who wish to check that a proposed configuration of input/output devices will work satisfactorily in the System/370 Model 125.

The manual is divided into four sections. Section one describes the channels in terms of type, theoretical data rates, and the effects of loading. Section two describes how to test for data overrun, and how to assign priorities to devices on the byte multiplexer channel. Section three describes how the interference of the activities of the channels with the IPU can be assessed. Section four describes the concept of channel utilization.

Before using this manual the reader should understand input/output operations for the Model 125 as described in:

IBM System/370 Model 125 Functional Characteristics, GA33-1506  
 IBM System/370 Principles of Operation, GA22-6821  
 IBM System/370 Principles of Operation, GA22-7000

Manual, 36 pages  
 3125//01///

**GA33-1513**

**IBM 3115 PROCESSING UNIT INTEGRATED COMMUNICATIONS ADAPTER CONFIGURATOR**

Consists of a number of text pages and overlays to be used when selecting a System/370 Model 115 teleprocessing configuration. The System/370 Model 115 Integrated Communications Adapter is a teleprocessing attachment that can serve up to five binary synchronous lines and up to eight start/stop (asynchronous) lines. The publication is intended to be used by IBM marketing representatives, or experienced customer personnel, when detailed information is required about line speeds, interface types, line control types load factors and the line adapters and their interrelationship. Feature and specified codes are also given for ordering purposes.

Manual  
 3115//00///

**GA33-1514**

**OPERATOR'S LIBRARY SYSTEM/370 MODEL 115 PROCEDURES**

This manual provides operating and reference information for operators of the IBM System/370 Model 115. The reader is assumed to have a working knowledge of Introduction to IBM Data Processing Systems, GC20-1684, and some previous operating experience on either a similar system or on related data processing equipment.

This manual describes how to operate the system hardware of the IBM 3115 Processing Unit.

The manual is divided into:

1. Preliminary information, including action to be taken in an emergency.
2. "Introduction", which briefly describes the system.
3. "Facilities," which describes the operator console, keyboard and video display screen.
4. "Actions," which describes the preparation of the system for operation, and the handling of unexpected situations which may occur during preparation and operation.
5. "Appendix," which provides:
  - a. Reference information on the:
    - o Direct disk attachment
    - o Magnetic tape adapter
    - o Integrated communications adapter
    - o Integrated console printer attachment
    - o Integrated printer attachment
    - o Integrated card I/O attachment.
  - b. Restart Procedures for the IBM 2560 Multi-Function Card Machine (MFCM) and the IBM 5425 Multi-

- Function Card Unit (MFCU).
- c. A description of the choices on the "Line Modes for ICA" displays.
  - d. Conversion tables.
6. A glossary, bibliography, and index.  
Systems library manual, 130 pages  
3115//01///

3A33-1515

IBM 3203 PRINTER COMPONENT DESCRIPTION AND OPERATOR'S GUIDE  
This publication provides reference information for the users of the IBM 3203 Printer. It is written mainly for the benefit of system planners, programmers and operators, but is also of interest to system supervisors and engineers.

The publication provides a general introduction to the 3203, its components, method of operation, and requirements; describes the channel commands, status responses and error recovery procedures; and explains the various operating procedures. A section on printer throughput is included for system analysts who wish to calculate the performance of the machine. A separate chapter covers the requirements and procedures for producing printed output that can be processed by optical character readers.

The publication contains three appendixes:

Appendix A: Extended Binary Coded Decimal Interchange Code

Appendix B: 3203 Sense Byte Summary

Appendix C: Abbreviations

The reader should be familiar with the system to which the printer is attached. For system and programming information refer to publications listed in the bibliography for the system.

Prerequisite Publications:

For programmers: IBM System/370 Principles of Operation, Order No. GA22-7000.  
Manual, 74 pages  
3115,3125//03//3203/

GA33-1516

IBM SYSTEM/370 MODEL 115 CHANNEL CHARACTERISTICS

This manual describes how the effects of imposing loads on the channels of the IBM System/370 Model 115 can be checked. The book is intended for physical planning engineers and systems analysts who wish to check that a proposed configuration of input/output (I/O) devices will work satisfactorily in the System/370 Model 115.

The first section of the book describes the types of channels to which I/O devices can be connected, the theoretical data rates of the channels, and the possible effects of imposing heavy I/O loads on those channels. The effects considered are: data overrun, loss of device performance, channel interference with the machine instruction processor (MIP), program overrun, and excessive channel utilization.

The second section gives the procedures for testing data overrun on the byte-multiplexer channel. This section also includes a description of how to assign priorities to devices on the byte-multiplexer channel.

The third section deals with interference with the MIP that is caused by activities on the channels, and describes how the interference can be assessed. The same section also shows how to check for the possibility of program overrun.

The fourth section describes the concept of channel utilization.

Before using this manual, the reader should have a thorough understanding of input/output operations for the Model 115 as described in: IBM System/370 Model 115 Functional Characteristics, GA33-1510. IBM System/370 Principles of Operation, GA22-7000.

When calculating for data overrun on the byte multiplexer channel, a special worksheet is required: IBM System/370 Model 115 Byte-Multiplexer Channel: Load Sum Worksheet GX33-6007, available in pads of 50.  
System library manual, 44 pages  
3115//01///

GA33-3005

IBM SYSTEM/370 MODEL 135 FUNCTIONAL CHARACTERISTICS

This publication describes the capabilities, input/output channels, integrated adapters (printer, file, and communications), features (including the 2314/3340 Compatibility feature), and operations of the IBM System/370 Model 135. This information includes the relationship of the IBM System/370 Model 135 to the IBM System/360.

This publication is intended for users and potential users such as system analysts and programmers of the System/370 Model 135. The reader is assumed to have a working knowledge of IBM System/370 Principles of Operation (GA22-7000) and IBM System/370 System Summary (GA22-7001).  
Manual, 99 pages  
3135//01///

GA33-3007

IBM SYSTEM/370 MODEL 135-TERMINAL ADAPTER TYPE I MODEL II (FOR ICA): SPECIAL FEATURE DESCRIPTION SYSTEM LIBRARY MANUAL

This manual provides information for writing channel programs for the Terminal Adapter Type I Model II subfeature in the Integrated Communications Adapter (ICA) base feature of the IBM System/370 Model 135.

The manual is intended for applications programmers who use the assembler language and who are familiar with input/output programming as described in IBM System/360 Principles of Operation (GA22-6821) and IBM System/370

Principles of Operation (GA22-7000).

The Terminal Adapter Type I Model II subfeature covered by this manual allows the Model 135 to communicate with remote start/stop terminals such as the IBM 1050 Data Communications Terminals, and IBM System/7.

The first section of the manual outlines the relationship of the ICA to the CPU main storage and to the external communication link. Subsequent sections give details of transmission codes, methods of error detection, special characters, status and sense information, and communication procedures. Appendixes give information about the particular requirements of the remote devices.  
Manual, 56 pages  
3135//13///

GA33-3008

IBM SYSTEM/370 MODEL 135 TERMINAL ADAPTER TYPE III FOR ICA: SPECIAL FEATURE DESCRIPTION

This manual provides information for writing channel programs for the Terminal Adapter Type III subfeature in the integrated communications adapter (ICA) base feature of the IBM System/370 Model 135.

The manual is intended for applications programmers who use assembler language and who are familiar with input/output programming as described in IBM System/360 Principles of Operation (GA22-6821) and IBM System/370 Principles of Operation (GA22-7000).

The Terminal Adapter Type III subfeature allows the Model 135 to communicate with remotely sited IBM 2260 or 2265 Display Stations, via IBM 2848 or 2845 Display Controls, respectively.

The first section of the manual outlines the relationship of the ICA to the CPU main storage and to the external communication link. Subsequent sections give details of transmission codes, methods of error detection, special characters, commands, status and sense information, and communication procedures.  
System Library Manual, 36 pages  
3135//13///

GA33-3009

IBM SYSTEM/370 MODEL 135-SYNCHRONOUS DATA ADAPTER TYPE II (FOR ICA): SPECIAL FEATURE DESCRIPTION

This manual provides reference information for programmers writing channel programs for the Synchronous Data Adapter Type II subfeature in the Integrated Communication Adapter (ICA) feature of the IBM System/370 Model 135.

The Synchronous Data Adapter Type II subfeature allows the Model 135 to communicate with other processing systems and terminals that operate under binary synchronous communications procedures.

The manual is intended for applications programmers who use assembler language and who are familiar with input/output programming as described in IBM System/360 Principles of Operation (GA22-6821) and IBM System/370 Principles of Operation (GA22-7000). The reader should also be familiar with the basic principles of binary synchronous communications, such as is given in General Information - Binary Synchronous Communications (GA27-3004).

The first section of the manual outlines the relationship of the ICA to the CPU main storage and to the external communication link; the second section summarizes the principles of binary synchronous communications. Subsequent sections give details of the transmission codes used in the Synchronous Data Adapter Type II, the error detection methods used, control characters, commands, status and sense information, and operations of the adapter.  
Manual, 64 pages  
3135//13///

GA33-3010

IBM SYSTEM/370 MODEL 135 CHANNEL CHARACTERISTICS

This manual provides information needed for checking that a proposed configuration of I/O devices on the channels of IBM System/370 will work satisfactorily. The book is intended for use in systems assurance work at the planning stage.

Procedures with examples are given for testing the effects of imposing heavy loads on the Model 135 channels. The effects covered are: data overrun, loss of device performance, channel interference with the CPU, program overrun, and excessive channel utilization.

Additional but related topics covered in the book are: (1) priority sequence of devices on the byte-multiplexer channel (with examples that include the 1419 Magnetic Character Reader with expanded capability); (2) the effects of clock-multiplexing on channel busy time and percentage channel utilization; and (3) channel programming conventions, upon which the validity of test procedures in the book is based.

Prerequisite Publications

The reader must be familiar with System/370 input/output operations as presented in:

IBM System/360 Principles of Operation GA22-6821  
IBM System/370 Principles of Operation GA22-7000  
IBM System/370 Model 135 Functional Characteristics GA33-3005

IBM System/360 and System/370 Interface Channel Unit Original Equipment Manufacturers Information GA22-6974.  
For testing data overrun on the byte-multiplexer channel, the following special worksheet is required: IBM System/370 Model 135 Byte-Multiplexer Channel: Load Sum Worksheet GX33-6004.

Manual, 120 pages  
3135//01///



GA33-3011

**IBM SYSTEM/370 MODEL 135 - TELEGRAPH ADAPTER TYPE II (FOR ICA): SPECIAL FEATURE DESCRIPTION MANUAL**  
This manual is primarily for communication programmers who wish to write their own channel programs for the Telegraph Adapter Type II feature. The manual will also be of interest to programmers who intend to use programs that are available from IBM. The Telegraph Adapter Type II feature (available in USA only) is one of the optional subfeatures in the integrated communications adapter (ICA) feature of the IBM 3135 Processing Unit. The subfeature allows the IBM System/370 Model 135 to communicate with remote teletypewriter-exchange-service (TWX) terminals, Models 33 & 35.

The first section of the manual outlines the relationship of the ICA to the main storage of the 3135 Processing Unit and to the external communication link; the section also gives input/output programming information. The remaining sections of the manual apply solely to the Telegraph Adapter Type II feature and give the programmer details of: Transmission codes, Methods of error detection, control characters, commands, status and sense information, communication procedures and line monitoring.

An appendix give the TWX code structure for the remote devices.

Manual, 30 pages  
3135//13//

GA33-3014

**IBM SYSTEM/370 MODEL 135 CONFIGURATOR**  
This publication lists the standard, optional, and selective features of the IBM System/370 Model 135, and describes how these features attach to the System/370 Model 135. Details of feature numbers, prerequisite features, programming support, and control storage requirements are also given.

This configurator is intended for IBM marketing personnel, and for customer systems planners; that is, it is intended for readers who are involved with planning Model 135 system configurators and who need to know how the features and combinations of features can be attached to the Model 135. To make the best use of this configurator, the reader should be familiar with the information in IBM System/370 Model 135 Functional Characteristics.

This configurator lists the Model 135 features under the following general headings:

- o standard, optional, and selective features
- o instruction sets
- o channels
- o integrated adapters

Manual, 44 pages  
3135//00//

GA33-3015

**REFERENCE MANUAL FOR IBM 5985 COLOR DISPLAY CONTROL UNIT MODEL H02 AND IBM 5941 DISPLAY CONSOLE, MODEL H02 (SEE ABSTRACT FOR RPQS)**

U.S.A. Canada: RPQs Y94176 and 7H0014. Other countries: RPQs 7H0020 and 7H0023. Provides reference information for operating and programming the color display subsystem, which attaches to IBM System/370. The subsystem displays text and graphic data on color television monitors that are provided by the user.

The manual has two sections. The first section describes the operation of the keys, pushbuttons and lights of the 5941-H02 Display Console, and gives corrective actions to be taken in unexpected situations. It is intended for operators who have a working knowledge of Introduction to IBM DTA Processing Systems, GL20-1684.

The second section, which is for programmers, describes how to generate a character set, manipulate the information on the screen, control some of the lights on the display console for operator guidance and simulate messages from the display console to check its operation.

The commands and the status and sense information are described for both local (channel-attached) and remote (BSC) control units.

For a local control unit, the programmers is assumed to be familiar with channel programming for System/370. For a remote control unit, the programmer is assumed to be familiar with General Information Binary Synchronous Communications, GA27-3004.

Transmission codes for a remote control unit are described briefly.

Appendix A contains physical planning information, dimensions, service areas, and user supplied cables are specified for the display console and control unit.

Appendix B lists the RPQ numbers that must be quoted in an order for the color display subsystem and its optional features; and shows possible configurations of the subsystem components.

SYSTEM LIBRARY MANUAL, 50 PAGES, 3/75  
//14//5941,5985/

GA33-3016

**IBM 3740 DATA ENTRY SYSTEM SPECIAL SELF-CHECK NUMBER DEVICE CUSTOM UNIT DESCRIPTION RPQS USA WE0408, Z07465; WT X10260**

This publication describes the Self-Check Number Device Special Arithmetic feature which is available on the IBM 3741 Data Station, Models 1 and 2, and the IBM 3742 Dual Data Station. The feature implements many special algorithms by utilizing the modulus 11 program field definition characters, but the standard modulus 10 algorithm is unaffected.

For U. S. A.: RPQS WE0408 (3742) and Z07465 (3741).

For other countries: RPQ X10260 (3741/3742).  
Systems Library manual, 28 pages  
//14//3741,3742/

GA33-4500

**IBM SYSTEM/360 COMPONENT DESCRIPTIONS - 2826 PAPER TAPE CONTROL UNIT 1017 PAPER TAPE READER 1018 PAPER TAPE PUNCH**

This publication describes the above named paper tape input/output components for the reading and punching of paper or Mylar\* tape. Attachment is to the multiplexer channel of the IBM System/360 Models 25, 30, 40, and 50. The channel commands necessary to control the operation of the above units, and the status and sense bytes provided by the control unit, are fully described.

Controls, tape specifications, tape-splicing procedures, tape-loading procedures, and special features are also described.

Systems Reference Library Manual, 42 pages  
360,370//08//2826,1017,1018/

GA34-0016

**IBM 5275 DIRECT NUMERICAL CONTROL STATION INTRODUCTION AND COMPONENT DESCRIPTION**

Provides a description of the 5275 and its function in a numerical control environment. It is intended for customer executives, installation managers, application programmers, and those involved with the physical installation and maintenance of the terminal.

This publication provides: a comparison of conventional numerical control systems to the improved system using the 5275; a brief functional description of the terminal and its major components; human factor considerations; a detailed description of the functional capabilities; highlights of the programming support; and information concerning installation planning, reliability, availability, and performance considerations.

Only a general knowledge of data processing, numerical control systems, and the steps involved in making a part (part programming) is required to use this manual.

Manual, 100 pages  
370//09//5275/

GA34-1507

**IBM SYSTEM/7-360/370 CHANNEL ATTACHMENT: GENERAL INFORMATION MANUAL, RPQ D08112**

This manual describes the RPQ D08112 (System/7 360/370 channel attachment, and RPQD08113 two channel switch). It contains a general explanation of System/7 360/370 attachment to 360/370 channel data transfer sequences. For correct operation, the machine language instructions, status and sense bytes are explained in detail.

Manual, 36 pages  
//14//5799-WCB

GA34-1511

**SYSTEM/370 IBM 5098-N05 SENSOR BASED CONTROL UNIT GENERAL INFORMATION MANUAL**

This manual describes the configuration of the SBCU with System/370 and System/7. It describes the functional operation of the SBCU along with an explanation of the 370 channel commands issued to it. This publication also describes the order and responses sent between the SBCA and SBCU.

Manual  
7, 370//14//5098/

GA34-1531

**IBM 5275 MACHINE TOOL CONTROL UNIT (MCU) ACCESSORY RPQ D08286: GENERAL INFORMATION MANUAL**

This publication is intended to be instructional and will introduce the reader to the Machine Tool Control Accessory Unit (D08286) and how it relates to the IBM 5275 and the Machine Tool Control Unit. This publication was written for service personnel and individuals concerned with machine tool control. It is assumed that the reader of this publication is familiar with the IBM 5275 and how it interfaces with the Machine Tool Control Unit. This publication covers the following topics:

- o General description of accessory and associated hardware
- o Functions of accessory D08286
- o Signal considerations
- o Interface specifications
- o MCU Identification
- o Maintenance requirements
- o Installation-physical planning information

Manual, 40 pages  
370//14//5275/

GA36-0001

**IBM 4872 MODEM MODEL 1**

This publication introduces the IBM 4872 Modem Model 1 and describes its role in a point-to-point network. Details concerning installation planning, operation, and special features are also included.

Systems Reference Library Manual, 22 pages  
//13//4872/



GA36-0002

IBM 4481 FILM READER/RECORDER

This publication provides basic information about the IBM 4481 Film Reader/Recorder, with the objective of helping reader to achieve a general understanding of the machine's operation, its interface with the S/360 or S/370 through the IBM 1827 Data Control Unit, and its functional characteristics. Programming considerations, timing information, operator controls, and installation planning are discussed in detail.

Systems Reference Library Manual, 36 pages  
360,370//14//4481/

GA36-0003

4481 FILM READER/RECORDER PROGRAMMER'S GUIDE

This publication provides information that will enable the user to write programs for the IBM 4481 Film Reader/Recorder. Programming considerations are discussed prior to acquainting the user with the software support designed for his use. The user-oriented support programs comprise a set of macro-instructions which control data flow between the System/360 and System/370 CPU's and the Film Reader/Recorder, and a selection of FORTRAN callable subroutines and image handling programs which perform transmission of data to and from the Film Reader/Recorder.

Systems Reference Library Programmer's Guide, 38 pages  
360,370//14//4481/

GA36-0004

IBM 4872 MODEM MODELS 2 AND 3

This publication introduces the IBM 4872 Modem Models 2 and 3 and describes their role in a multipoint network. Details concerning installation planning, operation, and special features are also included.

Systems Reference Library Manual, 18 pages  
//09//4872/

SBOF-2250

PTF FOR OS/VS2

PTF Listings for program number 5742.

Microfiche

SLSS - ORDER NO. SUBSCRIPTION ONLY

SBOF-6375

PTF PROGRAM NUMBER 370N-AS 465 ASSEMBLERBASIC MODULES FOR 370 DOS

PTF Listings for Program Number listed in title above.

Microfiche

SLSS - ORDER NO. SUBSCRIPTION ONLY

SBOF-6376

PTF PROGRAM NUMBER 370N-CL-453SYS. CONT. AND BASIC IOCS FOR 370 DOS

PTF Listings for Program Number listed in title above.

Microfiche

SLSS - ORDER NO. SUBSCRIPTION ONLY

SBOF-6377

PTF PROGRAM NUMBER 370N-CQ-469BTAM FOR 370 DOS

PTF Listings for Program Number listed in title above.

Microfiche

SLSS - ORDER NO. SUBSCRIPTION ONLY

SBOF-6378

PTF PROGRAM NUMBER 370N-CQ-470QTAM FOR 370 DOS

PTF Listings for Program Number listed in title above.

Microfiche

SLSS - ORDER NO. SUBSCRIPTION ONLY

SBOF-6379

PTF PROGRAM NUMBER 370N-DN-481ON LINE TEST EXEC. PROG. FOR 370 DOS

PTF Listings for Program Number listed in title above.

Microfiche

SLSS - ORDER NO. SUBSCRIPTION ONLY

SBOF-6380

PTF PROGRAM NUMBER 370N-EU-490EMULATOR FOR 370 DOS

PTF Listings for Program Number listed in title above.

Microfiche

SLSS - ORDER NO. SUBSCRIPTION ONLY

SBOF-6381

PTF PROGRAM NUMBER 370N-IO-454DIRECT ACCESS METHOD FOR 370 DOS

PTF Listings for Program Number listed in title above.

Microfiche

SLSS - ORDER NO. SUBSCRIPTION ONLY

SBOF-6382

PTF PROGRAM NUMBER 370N-IO-455CONSECUTIVE DISK IOCS FOR 370 DOS

PTF Listings for Program Number listed in title above.

Microfiche

SLSS - ORDER NO. SUBSCRIPTION ONLY

SBOF-6383

PTF PROGRAM NUMBER 370N-IO-456CONSECUTIVE TAPE IOCS FOR 370 DOS

PTF Listings for Program Number listed in title above.

Microfiche

SLSS - ORDER NO. SUBSCRIPTION ONLY

SBOF-6384

PTF PROGRAM NUMBER 370N-IO-457ISFMS FOR 370 DOS

PTF Listings for Program Number listed in title above.

Microfiche

SLSS - ORDER NO. SUBSCRIPTION ONLY

SBOF-6385

PTF PROGRAM NUMBER 370N-IO-458CONSECUTIVE PT IOCS FOR 370 DOS

PTF Listings for Program Number listed in title above.

Microfiche

SLSS - ORDER NO. SUBSCRIPTION ONLY

SBOF-6386

PTF PROGRAM NUMBER 370N-IO-476, COMPILER I/O MODULES FOR 370 DOS

PTF Listings for Program Number listed in title above.

PTF Listing Microfiche

SLSS - ORDER NO. SUBSCRIPTION ONLY

SBOF-6387

PTF PROGRAM NUMBER 370N-IO-4771259/1412/1419 MICR IOCS FOR 370 DOS

PTF Listings for Program Number listed in title above.

Microfiche

SLSS - ORDER NO. SUBSCRIPTION ONLY

SBOF-6388

PTF PROGRAM NUMBER 370N-IO-478OPTICAL CHARACTER READER FOR 370 DOS

PTF Listings for Program Number listed in title above.

Microfiche

SLSS - ORDER NO. SUBSCRIPTION ONLY

SBOF-6389

PTF PROGRAM NUMBER 370N-CQ-4933735 TERMINAL SUPPORT FOR 370 DOS

PTF Listings for Program Number listed in title above.

Microfiche

SLSS - ORDER NO. SUBSCRIPTION ONLY

SBOF-6390

PTF PROGRAM NUMBER 370N-UT-491SYSTEM UTILITY PROGRAM FOR 370 DOS

PTF Listings for Program Number listed in title above.

Microfiche

SLSS - ORDER NO. SUBSCRIPTION ONLY

SBOF-6391

PTF PROGRAM NUMBER 370N-UT-492EREP FOR 370 DOS

PTF Listings for Program Number listed in title above.

Microfiche

SLSS - ORDER NO. SUBSCRIPTION ONLY

SBOF-6392

PTF PROGRAM NUMBER 370N-SV-4952311/2314/3330 SUPERVISOR FOR 370 DOS

PTF Listings for Program Number listed in title above.

Microfiche

SLSS - ORDER NO. SUBSCRIPTION ONLY

SBOF-6393

M20 EMULATOR (VERSION 4) PTF'S - PROG. NO. 370N-IC-002

This BOF contains PTF listings for program number listed in title above.

Microfiche

SLSS - ORDER NO. SUBSCRIPTION ONLY

SBOF-6400

PTF LISTINGS FOR OS/VS1

This PTF is a fix generated by the group having maintenance control of the program component mentioned in the title.

Microfiche

SLSS - ORDER NO. SUBSCRIPTION ONLY

SBOF-6401

DOS PTF - PROGRAM NUMBER 5744-AS1  
PTF listing for program number listed in title above.  
Microfiche  
SLSS - ORDER NO. SUBSCRIPTION ONLY

SBOF-6402

155, 158/7074 EMUL PTF PROGRAM NUMBER 5744-AJ1  
PTF listing for program number listed in the title above.  
PTF listing microfiche  
SLSS - ORDER NO. SUBSCRIPTION ONLY

SBOF-6403

165, 168/7080 EMULATOR - PTF PROGRAM NUMBER 5744-AL1  
This PTF is a fix generated by the group having maintenance control of the program component mentioned in the title.  
Microfiche  
SLSS - ORDER NO. SUBSCRIPTION ONLY

SBOF-6404

165, 168/7094 EMULATOR - PTF PROGRAM NUMBER 5744-AM1  
This PTF is a fix generated by the group having maintenance control of the program component mentioned in the title.  
Microfiche  
SLSS - ORDER NO. SUBSCRIPTION ONLY

SBOF-6405

165, 168/7074 EMULATOR  
PTF LISTINGS FOR PROGRAM NO. 5744-AK1  
This Bill of Forms contains the items listed in the Current Price List, Bill of Forms section, under this BOF Number.  
Microfiche  
SLSS - ORDER NO. SUBSCRIPTION ONLY

SBOF-6407

EMULATOR PTF PROGRAM 5744-AH1  
This Bill of Forms contains the items listed in the Current Price List, Bill of Forms section, under this BOF Number.  
Microfiche  
SLSS - ORDER NO. SUBSCRIPTION ONLY

SBOF-6440

PTF'S FOR DOS/VS ASSEMBLER COMPONENT NO. 5745-SC-ASM  
PTF Listings for all components of the DOS/VS System Control Program.  
Microfiche  
SLSS - ORDER NO. SUBSCRIPTION ONLY

SBOF-8210

OS/VS2 SCHEDULER AND SUPERVISOR LOGIC  
This Bill of Forms enables you to order all volumes of the OS/VS2 Scheduler and Supervisor Logic (subject code 36) with one order number.  
Price List, Bill of Forms section, under this BOF Number.  
Bill of Forms (3 Manuals)  
SLSS - ORDER NO. SUBSCRIPTION ONLY

GB21-0411

GRAPHPAK - INTERACTIVE GRAPHICS PACKAGE FOR APL/360  
PROG. NO. 5798-AGK - FDP AVAILABILITY NOTICE  
The availability notice is a marketing oriented document that describes the purpose and capabilities of the program, advantages of design, and problems solved by the program referenced in the title.  
Notice, 4 pages  
/////5798-AGK

SB21-0412

GRAPHPAK - INTERACTIVE GRAPHICS PACKAGE FOR APL/360  
FIELD DEVELOPED PROGRAM DESCRIPTION/OPERATIONS MANUAL  
PROGRAM NUMBER 5798-AGK  
This manual describes the capabilities of the system and the programs. Discussion of design assumptions and potential modification areas are included. Record and file layouts are described, and primary processing procedures specified. This manual is both a system description and an installation and operations reference document.  
Manual, 56 pages  
/////5798-AGK

LB21-0413

GRAPHPAK - INTERACTIVE GRAPHICS PACKAGE FOR APL/360  
FIELD DEVELOPED PROGRAM-SYSTEMS GUIDE  
PROGRAM NUMBER 5798-AGK  
This "User's Manual" is for the Systems Analyst, Programmer and Operator during the Systems Test and Daily Operations of the programs. It also contains programmer notes to assist in making minor alterations.  
Manual, 54 pages  
SLSS - ORDER NO. SUBSCRIPTION ONLY

GB21-0414

GRAPHS AND HISTOGRAMS IN APL AVAILABILITY NOTICE - FDP  
NUMBER 5798-AGL  
This 4 page document describes the purpose and highlights of the Graphs and Histograms in APL for the system/360/370.

This workspace contains functions which, on an APL/360 terminal (2741 or 1050): plots of curves, draws histograms, deriving the plotted values from the raw data. It contains options to: plot several curves together. Abscissae need to be the same for the various curves. Employ linear or logarithmic scale on each axis. Use the special plotting type element (P/N 1167114) for finer resolution. Adjust the scale to compensate for the different unit lengths in the two directions at the terminal (100 chars/inch and 6 lines/inch).

This Availability Notice contains complete ordering instructions for the Field Developed Program and all its related documentation, for management and data processing personnel who are prospective users of the program and others who require information concerning it.  
Notice, 4 pages  
/////5798-AGL

SB21-0415

GRAPHS AND HISTOGRAMS IN APL PROGRAM DESCRIPTION/OPERATIONS  
MANUAL - FDP NUMBER 5798-AGL  
This 30 page document describes the capabilities of the FDP and the programs of the Graph and Histograms in APL for the System/360/370. This workspace contains functions which, on an APL/360 terminal (2741 or 1050): plots of curves, draws histograms, deriving the plotted values from the raw data. It contains options to: plot several curves together. Abscissae need to be the same for the various curves. Employ linear or logarithmic scale on each axis. Use the special plotting type element (P/N 1167114) for finer resolution. Adjust the scale to compensate for the different unit lengths in the two directions at the terminal (100 chars/inch and 6 lines/inch).

This Program Description/Operations Manual provides the user with sufficient information to understand, install and successfully use the program.  
Manual, 30 pages  
/////5798-AGL

LB21-0416

GRAPHS AND HISTOGRAMS IN APL SYSTEMS GUIDE - FDP NUMBER  
5798-AGL  
This 27 page document describes the steps necessary to modify the Graphs and Histograms in APL for the System/360/370. This workspace contains functions which, on an APL/360 terminal (2741 or 1050): plots of curves, draws histograms, deriving the plotted values from the raw data. It contains options to: plot several curves together. Abscissae need to be the same for the various curves. Employ linear or logarithmic scale on each axis. Use the special plotting type element (P/N 1167114) for finer resolution. Adjust the scale to compensate for the different unit lengths in the two directions at the terminal (100 chars/inch and 6 lines/inch).

This systems guide provides the Systems Analyst with the necessary information on the design, logic and coding of the system to enable him to make modifications, diagnose program errors and perform program maintenance.  
Guide, 27 pages  
SLSS - ORDER NO. SUBSCRIPTION ONLY

GB21-0683

MINIMUM TELE-COMMUNICATION SYSTEM FOR S/370 AVAILABILITY  
NOTICE - FDP NUMBER 5798-ALN  
This 6 page document describes the purpose and highlights of Minimum Tele-Communication System for S/370. Written in Assembler, it is a System/370 offering providing smaller DOS and DOS/VS users with a single-thread, transaction-driven teleprocessing capability. The programming system supports the IBM 3270 and 2740 terminals via DOS BTAM and supports inquiry, file updates, order entry and data collection applications via DOS ISAM. BOMP and DBOMP files may also be accessed via MTCS/370. Transaction programs may be written in Assembler, COBOL or PL/I.

This Availability Notice contains complete ordering instructions for the Field Developed Program and all its related documentation, for management and data processing personnel who are prospective users of the program and others who require information concerning it.  
Notice, 6 pages  
/////5798-ALN

SB21-0684

MINIMUM TELE-COMMUNICATION SYSTEM FOR S/370 PROGRAM  
DESCRIPTION/OPERATIONS MANUAL - FDP NUMBER 5798-ALN  
This 148 page document describes the capabilities of the FDP and the programs of the Minimum Tele-Communication System for S/370. Written in Assembler, it is a System/370 offering providing smaller DOS and DOS/VS users with a single-thread, transaction-driven teleprocessing capability. The programming system supports the IBM 3270 and 2740 terminals via DOS BTAM and supports inquiry, file updates, order entry and data collection applications via DOS ISAM. BOMP and DBOMP files may also be accessed via MTCS/370. Transaction programs may be written in Assembler, COBOL or PL/I.

This Program Description/Operations Manual provides the user with sufficient information to understand, install and successfully use the program.  
Manual, 148 pages  
/////5798-ALN

LB21-0685

MINIMUM TELE-COMMUNICATION SYSTEM FOR S/370 SYSTEMS GUIDE  
FDP NUMBER 5798-ALN

This 12 page document describes the steps necessary to modify the Minimum Tele-Communication System for S/370. Written in Assembler, it is a System/370 offering providing smaller DOS and DOS/VS users with a single-thread, transaction-driven teleprocessing capability. The programming system supports the IBM 3270 and 2740 terminals via DOS BTAM and supports inquiry, file updates, order entry and data collection applications via DOS ISAM. BOMP and DBOMP files may also be accessed via MPCS/370. Transaction programs may be written in Assembler, COBOL or PL/I.

This systems guide provides the Systems Analyst with the necessary information on the design, logic and coding of the system to enable him to make modifications, diagnose program errors and perform program maintenance.

Guide, 12 pages

SLSS - ORDER NO. SUBSCRIPTION ONLY

GB21-0686

DOS 2311/14/19 - 3330 DASD DEVICE INDEPENDENCE ROUTINES  
AVAILABILITY NOTICE - FDP NUMBER 5798-ALK

This 2 page document describes the purpose and highlights of the DOS 2311/14/19-3330 DASD Device Independence Routines program for the System/360/370 (DOS). Written in Assembler Language, this program provides the DOS user device independence between 2311/14/19 and 3330 disk files. These routines dynamically modify (at OPEN time) any program written in any language that uses Index Sequential, Sequential, Direct Access, or PIOCS in a standard manner.

This Availability Notice contains complete ordering instructions for the Field Developed Program and all its related documentation, for management and data processing personnel who are prospective users of the program and others who require information concerning it.

Notice, 2 pages

/////5798-ALK

SB21-0687

DOS 2311/14/19-3330 DASD DEVICE INDEPENDENCE ROUTINES  
PROGRAM DESCRIPTION/OPERATIONS MANUAL - FDP NUMBER 5798-ALK  
This 24 page document describes the capabilities of the FDP and the programs of the DOS 2311/14/19-3330 DASD Device Independence Routines system. Written in Assembler Language for the System 360/370 (DOS), this system provides the DOS user device independence between 2311/14/19 and 3330 disk files. These routines dynamically modify (at OPEN time) any program written in any language that uses Index Sequential, Sequential, Direct Access, or PIOCS in a standard manner.

This Program Description/Operations Manual provides the user with sufficient information to understand, install and successfully use the program.

Manual, 24 pages

/////5798-ALK

LB21-0688

DOS 2311/14/19-3330 DASD DEVICE INDEPENDENCE ROUTINES  
SYSTEMS GUIDE - FDP NUMBER 5798-ALK

This 98 page document describes the steps necessary to modify the DOS 2311/14/19-3330 DASD Device Independence Routines FDP written in Assembler Language for the System 360/370 (DOS). This program provides the DOS user device independence between 2311/14/19 and 3330 disk files. These routines dynamically modify (at OPEN time) any program written in any language that uses Index Sequential, Sequential, Direct Access, or PIOCS in a standard manner.

This systems guide provides the Systems Analyst with the necessary information on the design, logic and coding of the system to enable him to make modifications, diagnose program errors and perform program maintenance.

Guide, 98 pages

SLSS - ORDER NO. SUBSCRIPTION ONLY

GB21-0740

DOS 3330 DATA SET CONVERSION AID AVAILABILITY NOTICE - FDP  
NUMBER 5798-AMN

This 2 page document describes the purpose and highlights of DOS 3330 Data Set Conversion Aid FDP. This FDP, written in ALC, provides the S/360/370 DOS user with a facility to copy data sets from one DASD to a 3330. Based upon parameters submitted by the user, the program will produce DOS Assembler programs which can be compiled and executed to perform the actual conversion of each data set. The 3330 Data Set Conversion Aid provides support for users converting from 2311, 14, 19 to the 3330 DASD.

This Availability Notice contains complete ordering instructions for the Field Developed Program and all its related documentation, for management and data processing personnel who are prospective users of the program and others who require information concerning it.

Manual, 2 pages

/////5798-AMN

SB21-0741

DOS 3330 DATA SET CONVERSION AID PROGRAM  
DESCRIPTION/OPERATIONS MANUAL - FDP NUMBER 5798-AMN

This 23 page document describes the capabilities and the programs of the DOS 3330 Data Set Conversion Aid. This FDP, written in ALC, provides the S/360/370 DOS user with a facility to copy data sets from one DASD to a 3330. Based upon parameters submitted by the user, the program will

produce DOS Assembler programs which can be compiled and executed to perform the actual conversion of each data set. The 3330 Data Set Conversion Aid provides support for users converting from 2311, 14, 19 to the 3330 DASD.

This Program Description/Operations Manual provides the user with sufficient information to understand, install and successfully use the program.

Manual, 23 pages

/////5798-AMN

LB21-0742

DOS 3330 DATA SET CONVERSION AID SYSTEMS GUIDE - FDP NUMBER  
5798-AMN

This 13 page document describes the steps necessary to modify the DOS 3330 Data Set Conversion Aid FDP. This FDP, written in ALC, provides the S/360/370 DOS user with a facility to copy data sets from one DASD to a 3330. Based upon parameters submitted by the user, the program will produce DOS Assembler programs which can be compiled and executed to perform the actual conversion of each data set. The 3330 Data Set Conversion Aid provides support for users converting from 2311, 14, 19 to the 3330 DASD.

This systems guide provides the Systems Analyst with the necessary information on the design, logic and coding of the system to enable him to make modification, diagnose program errors and perform program maintenance.

Guide, 13 pages

SLSS - ORDER NO. SUBSCRIPTION ONLY

GB21-0761

STREAM - A 3270 INFORMATION DISPLAY SYSTEM PROGRAMMING AID  
FOR SYSTEM/360, 370: FDP 5798-ANE, NOTICE

This 4 page document describes the purpose and highlights of STREAM - A3270 Information Display System Programming Aid for the System/360, 370. Written in BAL, this program, which is comprised of a macro and a support module, is designed to facilitate the use of the wide variety of advance facilities available on the 3270 IDS. This DSP will assist the programmer in the detailed structuring and analysis of data and control characters. The FDP consists of two basic parts. The first is a support module that is assembled once and catalogued by the user. The second is the programmer interface. When the user wishes to activate the STREAM system, he will issue a series of STREAM macros (BAL) of high-level language STREAM calls.

This Availability Notice contains complete ordering instruction for the Field Developed Program and all its related documentation, for management and data processing personnel who are prospective users of the program and others who require information concerning it.

Flyer, 4 pages

/////5798-ANE

SB21-0762

STREAM - A3270 INFORMATION DISPLAY SYSTEM PROGRAMMING AID  
FOR SYSTEM/360, 370 PROGRAM DESCRIPTION/OPERATIONS MANUAL  
FDP NUMBER 5798-ANE

This 49 page document describes the capabilities of the FDP and the programs of the STREAM - A3270 Information Display System Programming Aid. Written in OS/DOS, for the System/360, 370, this system, which is comprised of a macro and a support module, is designed to facilitate the use of the wide variety of advance facilities available on the 3270 IDS. This FDP will assist the programmer in the detailed structuring and analysis of data and control characters. The FDP consists of two basic parts. The first is a support module that is assembled once and catalogued by the user. The second is the programmer interface. When the user wishes to activate the STREAM system, he will issue a series of STREAM macros (BAL) or high-level language STREAM calls.

This Program Description/Operations Manual provides the user with sufficient information to understand, install and successfully use the program.

Manual, 49 pages

/////5798-ANE

LB21-0763

STREAM - A3270 INFORMATION DISPLAY SYSTEM PROGRAMMING AID  
FOR SYSTEM/360,370 SYSTEMS GUIDE - FDP NUMBER 5798-ANE

This 19 page document describes the steps necessary to modify the STREAM - A3270 Information Display System Programming Aid written in BAL for the System/360, 370. This program, which is comprised of macro and a support module, is designed to facilitate the use of the wide variety of advance facilities available on the 3270 IDS. This FDP will assist the programmer in the detailed structuring and analysis of data and control characters. The FDP consists of two basic parts. The first is a support module that is assembled once and catalogued by the user. The second is the programmer interface. When the user wishes to activate the STREAM system, he will issue a series of STREAM macros (BAL) or high-level language STREAM calls.

This systems guide provides the Systems Analyst with the necessary information on the design, logic and coding of the system to enable him to make modifications, diagnose program errors and perform program maintenance.

Guide, 19 pages

SLSS - ORDER NO. SUBSCRIPTION ONLY

GB21-0836

BURROUGHS 2500 SERIES COBOL TO IBM ANS COBOL CONVERSION AID AVAILABILITY NOTICE - FDP NUMBER 5798-APH  
This 6 page document describes the purpose and highlights of the FDP. This FDP written in ALC is a series of programs, subroutines, and procedures designed to address many of the problems encountered when converting from Burrough 2500 Series COBOL to IBM ANS COBOL. The translation system was designed to operate under either DOS or OS, and produce COBOL code to be compiled under OS, DOS, or S/3. A data conversion utility program is provided to convert Burroughs tape files to standard IBM files. It is designed to convert 7 track BCL or BCD, 9 track EBCDIC or ASCII or, via a user exit, a user-specified code. The data conversion utility offers the user great flexibility of data handling and formatting during the conversion process. The FDP will operate under OS on a S/360/370 with a 44K byte or larger region, and under DOS on a S/360/370 with a minimum of 48K bytes of storage.

This Availability Notice contains complete ordering instructions for the Field Developed Program and all its related documentation, for management and data processing personnel who are prospective users of the program and others who require information concerning it.  
Notice, 6 pages  
/////5798-APH

SB21-0837

BURROUGHS 2500 SERIES COBOL TO IBM ANS COBOL CONVERSION AID PROGRAM DESCRIPTION/OPERATIONS MANUAL - FDP NUMBER 5798-APH  
This 46 page document describes the capabilities of the FDP and the programs of the Burroughs 2500 series COBOL to IBM ANS COBOL Conversion Aid. This FDP written in ALC is a series of programs, subroutines, and procedures designed to address many of the problems encountered when converting from Burrough 2500 Series COBOL to IBM ANS COBOL. The translation system was designed to operate under either DOS or OS, and produce COBOL code to be compiled under OS, DOS, or S/3. A data conversion utility program is provided to convert Burroughs tape files to standard IBM files. It is designed to convert 7 track BCL or BCD, 9 track EBCDIC or ASCII or, via a user exit, a user-specified code. The data conversion utility offers the user great flexibility of data handling and formatting during the conversion process. The FDP will operate under OS on a S/360/370 with a 44K byte or larger region, and under DOS on a S/360/370 with a minimum of 48K bytes of storage.

This Program Description/Operations Manual provides the user with sufficient information to understand, install and successfully use the program.  
Manual, 46 pages  
/////5798-APH

LB21-0838

BURROUGHS 2500 SERIES COBOL TO IBM ANS COBOL CONVERSION AID SYSTEMS GUIDE - FDP NUMBER 5798-APH  
This 146 page document describes the steps necessary to modify the Burroughs 2500 Series COBOL to IBM ANS COBOL Conversion Aid written in ALC for the S/360/370. This FDP written in ALC is a series of programs, subroutines, and procedures designed to address many of the problems encountered when converting from Burrough 2500 Series COBOL to IBM ANS COBOL. The translation system was designed to operate under either DOS or OS, and produce COBOL code to be compiled under OS, DOS, or S/3. A data conversion utility program is provided to convert Burroughs tape files to standard IBM files. It is designed to convert 7 track BCL or BCD, 9 track EBCDIC or ASCII or, via a user exit, a user-specified code. The data conversion utility offers the user great flexibility of data handling and formatting during the conversion process. The FDP will operate under OS on a S/360/370 with a 44K byte or larger region, and under DOS on a S/360/370 with a minimum of 48K bytes of storage.

This systems guide provides the Systems Analyst with the necessary information on the design, logic and coding of the system to enable him to make modification, diagnose program errors and perform program maintenance.  
Guide, 146 pages  
SLSS - ORDER NO. SUBSCRIPTION ONLY

GB21-0839

NCR CENTURY COBOL TO IBM ANS COBOL: CONVERSION AID FOR SYSTEM/360/370, FDP 5798-APG NOTICE  
This 4 page document describes the purpose and highlights of IBM ANS COBOL Conversion Aid for NCR Century COBOL for System/360/370. This Field Developed Program is a series of programs, subroutines, and procedures designed to address many of the problems encountered when converting from NCR Century Series COBOL to IBM ANS COBOL. The translation system was designed to operate under either DOS or OS, and produce COBOL code to be compiled under OS, DOS, or System/3.

A data conversion utility program is provided to copy tape files, translate data and expand files when packed numeric data had been specified. It will handle variable, or fixed records and will produce variable, fixed or spanned records.

The FDP will operate under OS on a System/360/370 in a 50K region, and under DOS on a System/360/370 with a partition of 44K bytes of storage.

This Availability Notice contains complete ordering instructions for the Field Developed Program and all its related documentation, for management and data processing personnel who are prospective users of the program and

others who require information concerning it.  
Flyer, 4 pages  
/////5798-APG

SB21-0840

IBM ANS COBOL CONVERSION AID FOR NCR CENTURY COBOL FOR SYSTEM/360/370 PROGRAM DESCRIPTION/OPERATIONS MANUAL - FDP NUMBER 5798-APG

This 63 page document describes the capabilities of the FDP and the programs of the IBM ANS COBOL Conversion Aid for NCR Century COBOL for System/360/370. This Field Developed Program is a series of programs, subroutines, and procedures designed to address many of the problems encountered when converting from NCR Century Series COBOL to IBM ANS COBOL. The translation system was designed to operate under either DOS or OS, and produce COBOL code to be compiled under OS, DOS, or System/3.

A data conversion utility program is provided to copy tape files, translate data and expand files when packed numeric data had been specified. It will handle variable, or fixed records and will produce variable, fixed or spanned records.

The FDP will operate under OS on a System/360/370 in a 50K region, and under DOS on a System/360/370 with a partition of 44K bytes of storage.

This Program Description/Operations Manual provides the user with sufficient information to understand, install and successfully use the program.  
Manual, 63 pages  
/////5798-APG

LB21-0841

IBM ANS COBOL CONVERSION AID FOR NCR CENTURY COBOL FOR SYSTEM/360/370 SYSTEMS GUIDE - FDP NUMBER 5798-APG

This 270 page document describes the steps necessary to modify the IBM ANS COBOL Conversion Aid for NCR Century COBOL for System/360/370. This Field Developed Program is a series of programs, subroutines, and procedures designed to address many of the problems encountered when converting from NCR Century Series COBOL to IBM ANS COBOL. The translation system was designed to operate under either DOS or OS, and produce COBOL code to be compiled under OS, DOS, or System/3.

A data conversion utility program is provided to copy tape files, translate data and expand files when packed numeric data had been specified. It will handle variable, or fixed records and will produce variable, fixed or spanned records.

The FDP will operate under OS on a System/360/370 in a 50K region, and under DOS on a System/360/370 with a partition of 44K bytes of storage.

This systems guide provides the Systems Analyst with the necessary information on the design, logic and coding of the system to enable him to make modifications, diagnose program errors and perform program maintenance.  
Guide, 270 pages  
SLSS - ORDER NO. SUBSCRIPTION ONLY

GB21-0857

OS/DITTO AVAILABILITY NOTICE - FDP NUMBER 5798-ARD

This 4 page document describes the purpose and highlights of OS/DITTO. Written in Assembler, this program is a generalized utility program that provides most of the normal card, tape, and disk utility functions, thus eliminating the necessity of using several different OS utility programs. The functions provided are the equivalent of the functions provided by the DOS/DITTO FDP (5798-ARN).

DOS/DITTO, written in ALC, is a general purpose utility program containing thirty-seven utility functions for Unit Record, Tape and Disk Input/Output units. Functional utilities are: Tape and Disk Record Scan, Disk and Tape Record Alteration, Disk ID Volume Number Charge, Deblocking and Tape Records when printing, and User Tape Error Correction. DOS/DITTO is an enhanced version of the Type III program DITTO-360D.00.1.018. It requires a S/360, 370 with a minimum partition size of 16K and supports 3330 devices. This FDP was approved and announced in October 1972.

This Availability Notice contains complete ordering instructions for the Field Developed Program and all its related documentation, for management and data processing personnel who are prospective users of the program and others who require information concerning it.  
Notice, 4 pages  
/////5798-ARD

SB21-0858

OS/DITTO PROGRAM DESCRIPTION/OPERATIONS MANUAL - FDP NUMBER 5798-ARD

This 33 page document describes the capabilities of the FDP and the programs of the OS/DITTO. Written in Assembler, this program is a generalized utility program that provides most of the normal card, tape, and disk utility functions, thus eliminating the necessity of using several different OS utility programs. The functions provided are the equivalent of the functions provided by the DOS/DITTO FDP (5798-ARN).

DOS/DITTO, written in ALC, is a general purpose utility program containing thirty-seven utility functions for Unit Record, Tape and Disk Input/Output units. Functional utilities are: Tape and Disk Record Scan, Disk and Tape Record Alteration, Disk ID Volume Number Charge, Deblocking and Tape Records when printing, and User Tape Error Correction. DOS/DITTO is an enhanced version of the Type

III program DITTO-360D.00.1.018. It requires a S/360, 370 with a minimum partition size of 16K and supports 3330 devices. This FDP was approved and announced in October 1972.

This Program Description/Operations Manual provides the user with sufficient information to understand, install and successfully use the program.  
Manual, 33 pages  
/////5798-ARD

LB21-0859

OS/DITTO SYSTEMS GUIDE - FDP NUMBER 5798-ARD

This 13 page document describes the steps necessary to modify the OS/DITTO. Written in Assembler, this program is a generalized utility program that provides most of the normal card, tape, and disk utility functions, thus eliminating the necessity of using several different OS utility programs. The functions provided are the equivalent of the functions provided by the DOS/DITTO FDP (5798-ARN).

DOS/DITTO, written in ALC, is a general purpose utility program containing thirty-seven utility functions for Unit Record, Tape and Disk Input/Output units. Functional utilities are: Tape and Disk Record Scan, Disk and Tape Record Alteration, Disk ID Volume Number Charge, Deblocking and Tape Records when printing, and User Tape Error Correction. DOS/DITTO is an enhanced version of the Type III program DITTO-360D.00.1.018. It requires a S/360, 370 with a minimum partition size of 16K and supports 3330 devices. This FDP was approved and announced in October 1972.

This systems guide provides the Systems Analyst with the necessary information on the design, logic and coding of the system to enable him to make modifications, diagnose program errors and perform program maintenance.  
Manual, 13 pages  
SLSS - ORDER NO. SUBSCRIPTION ONLY

GB21-0875

DOS/DITTO FOR SYSTEM/360, 370 AVAILABILITY NOTICE - FDP NUMBER 5798-ARN

This 2 page document describes the purpose and highlights of DOS/DITTO for the System/360, 370. Written in ALC, this program is a general purpose utility program containing thirty-seven (37) utility functions for Unit Record, Tape and Disk Input/Output units. Functional utilities are: Tape and Disk Record Scan, Disk and Tape Record Alteration, Disk ID Volume Number Charge, Deblocking and Tape Records when printing, and User Tape Error Correction. DOS/DITTO is an enhanced version of the Type III program DITTO-360D.00.1.018. DOS/DITTO requires a System/360, 370 with a minimum partition size of 16K.

This Availability Notice contains complete ordering instructions for the Field Developed Program and all its related documentation, for management and data processing personnel who are prospective users of the program and others who require information concerning it.  
Notice, 2 pages  
/////5798-ARN

SB21-0876

DOS/DITTO FOR SYSTEM/360, 370 PROGRAM DESCRIPTION/OPERATIONS MANUAL - FDP NUMBER 5798-ARN

This 28 page document describes the capabilities of the FDP and the programs of DOS/DITTO. Written in ALC for the System/360, 370, this program is a general utility program containing thirty-seven (37) utility functions for Unit Record, Tape and Disk Input/Output units. Functional utilities are: Tape and Disk Record Scan, Disk and Tape Record Alteration, Disk ID Volume Number Charge, Deblocking and Tape Records when printing, and User Tape Error Correction. DOS/DITTO is an enhanced version of the Type III program DITTO-360D.00.1.018. DOS/DITTO requires a System/360, 370 with a minimum partition size of 16K.

This Program Description/Operations Manual provides the user with sufficient information to understand, install and successfully use the program.  
Manual, 28 pages  
/////5798-ARN

LB21-0877

DOS/DITTO FOR SYSTEM/360, 370 SYSTEMS GUIDE - FDP NUMBER 5798-ARN

This 13 page document describes the capabilities of the FDP and the programs of the DOS/DITTO. Written in ALC for the System/360, 370, this system is a general purpose utility program containing thirty-seven (37) utility functions for Unit Record, Tape and Disk Input/Output units. Functional utilities are: Tape and Disk Record Scan, Disk and Tape Record Alteration, Disk ID Volume Number Charge, Deblocking and Tape Records when printing, and User Tape Error Correction. DOS/DITTO-360D.00.1.018. DOS/DITTO requires a System/360, 370 with a minimum partition size of 16K.

This systems guide provides the Systems Analyst with the necessary information on the design, logic and coding of the system to enable him to make modifications, diagnose program errors and perform program maintenance.  
Guide, 13 pages  
SLSS - ORDER NO. SUBSCRIPTION ONLY

GB21-0890

DOS FILE GENERATION UTILITY AVAILABILITY NOTICE - FDP NUMBER 5798-ARX

The availability notice is a marketing oriented document that describes the purpose and capabilities of the program, advantages of design, and problems solved by the program referenced in the title.  
Notice, 4 pages  
/////5798-ARX

SB21-0891

DOS FILE GENERATION UTILITY PDOM - FDP NUMBER 5798-ARX

This manual describes the capabilities of the system and the programs. Discussion of design assumptions and potential modification areas are included. Record and file layouts are described and primary processing procedures specified. This manual is both a system description and an installation and operations reference document.  
Manual, 46 pages  
/////5798-ARX

LB21-0892

DOS FILE GENERATION UTILITY SYSTEMS GUIDE - FDP NUMBER 5798-ARX

This 14 page document describes the steps necessary to modify the DOS File Generation Utility Systems Guide. Testing, a basic function of program development, can make up 20-50% of total project costs. Proper test data and procedures are key to successful systems integration, conversion, and installation. This FDP, written in ALC, reduces the time required to design, code and debug test programs since the user need only specify the content of each logical record, format of records to be written, nature of output files (block, size, etc.), and any optional functions. The Generator builds the test files.

This systems guide provides the Systems Analyst with the necessary information to the design, logic and coding of the system to enable him to make modifications, diagnose program errors and perform program maintenance.  
STCDE(25.0)  
Guide, 13 pages  
SLSS - ORDER NO. SUBSCRIPTION ONLY

GB21-0914

IBM ANS COBOL FROM GE-415 COBOL CONVERSION AID FDP 5798-ASY, NOTICE

This 2 page document describes the purpose and highlights of the IBM ANS COBOL from GE-415 COBOL Conversion Aid FDP. This FDP, written in ALC, is a series of programs and procedures designed to assist in the conversion of GE-415 COBOL programs to IBM ANS COBOL as well as translation of GE-415 tape files to EBCDIC. The system operates under DOS, but has capability of producing output for either DOS or OS environments. The conversion programs will operate under DOS on any System 360/370, Model 22 or larger with a partition size of 14K. The use of the tape file conversion program will require two tape drives, one of which may be 7-track drive.

This Availability Notice contains complete ordering information for the Field Developed Program and all its related documentation, for management and data processing personnel who are prospective users of the program and others who require information concerning it.  
Availability Notice, 2 pages  
/////5798-ASY

SB21-0915

IBM ANS COBOL FROM GE-415 COBOL CONVERSION AID FDP 5798-ASY DESCRIPTION/OPERATIONS

This 29 page document describes the capabilities of the FDP and the programs of the IBM ANS COBOL from GE-415 COBOL Conversion Aid. This FDP, written in ALC, is a series of programs and procedures designed to assist in the conversion of GE-415 COBOL programs to IBM ANS COBOL as well as translation of GE-415 tape files to EBCDIC. The system operates under DOS, but has capability of producing output for either DOS or OS environments. The conversion programs will operate under DOS on any System 360/370, Model 22 or larger with a partition size of 14K. The use of the tape file conversion program will require two tape drives, one of which may be 7-track drive.

This Program Description/Operations Manual provides the user with sufficient information to understand, install and successfully use the program.  
Manual, 29 pages  
/////5798-ASY

LB21-0916

IBM ANS COBOL FROM GE-415 COBOL CONVERSION AID FDP 5798-ASY SYSTEMS GUIDE

This 17 page document describes the steps necessary to modify the IBM ANS COBOL from GE-415 COBOL Conversion Aid FDP. This FDP, written in ALC, is a series of programs and procedures designed to assist in the conversion of GE-415 COBOL programs to IBM ANS COBOL as well as translation of GE-415 tape files to EBCDIC. The system operates under DOS, but has capability of producing output for either DOS or OS environments. The conversion programs will operate under DOS on any System 360/370, Model 22 or larger with a partition size of 14K. The use of the tape file conversion program will require two tape drives, one of which may be 7-

track drive.

This systems guide provides the Systems Analyst with the necessary information on the design, logic and coding of the system to enable him to make modifications, diagnose program errors and perform program maintenance.  
Manual, 17 pages  
SLSS - ORDER NO. SUBSCRIPTION ONLY

GB21-0999

DOS SOURCE STATEMENT LIBRARY MAINTENANCE FOR ANS COBOL ON SYSTEM/370 AVAILABILITY NOTICE - FDP NUMBER 5798-AWD  
This 2 page document describes the purpose and highlights of DOS Source Statement Library Maintenance for ANS COBOL on System/370. This program is written in Assembler. DOS ANS COBOL users have been reluctant in the past to use the extended source program library facility. In order to update the library, the programmer must prepare a new set of control cards for the DOS MAINT program. He must also convert the COBOL statement numbers (the first six positions) to MAINT statement numbers (the last four positions). This program allows updating the library with the same control cards used in compiling the program. The time required to make new control cards and correct errors can be eliminated.

The convenience of maintaining complete COBOL program libraries on disk may be realized. Programs may be compiled directly from the source statement library with changes submitted on cards. When a program has been fully tested, the change cards may be used to update the library, providing a final version for later use.

This Availability Notice contains complete ordering instructions for the Field Developed Program and all its related documentation, for management and data processing personnel who are prospective users of the program and others who require information concerning it.  
Flyer, 2 pages  
/////5798-AWD

SB21-1000

DOS SOURCE STATEMENT LIBRARY MAINTENANCE FOR ANS COBOL ON SYSTEM/370 PROGRAM DESCRIPTION/OPERATIONS MANUAL - FDP NUMBER 5798-AWD  
This 26 page document describes the capabilities of the FDP and the programs of the DOS Source Statement Library Maintenance for ANS COBOL on System/370. This program is written in Assembler. DOS ANS COBOL users have been reluctant in the past to use the extended source program library facility. In order to update the library, the programmer must prepare a new set of control cards for the DOS MAINT program. He must also convert the COBOL statement numbers (the first six positions) to MAINT statement numbers (the last four positions). This program allows updating the library with the same control cards used in compiling the program. The time required to make new control cards and correct errors can be eliminated.

The convenience of maintaining complete COBOL program libraries on disk may be realized. Programs may be compiled directly from the source statement library with changes submitted on cards. When a program has been fully tested, the change cards may be used to update the library, providing a final version for later use.

This Program Description/Operations Manual provides the user with sufficient information to understand, install and successfully use the program.  
Manual, 26 pages  
/////5798-AWD

LB21-1001

DOS SOURCE STATEMENT LIBRARY MAINTENANCE FOR ANS COBOL ON SYSTEM/370 SYSTEMS GUIDE - FDP NUMBER 5798-AWD  
This 11 page document describes the steps necessary to modify the DOS Source Statement Library Maintenance for ANS COBOL on System/370. This program is written in Assembler. DOS ANS COBOL users have been reluctant in the past to use the extended source program library facility. In order to update the library, the programmer must prepare a new set of control cards for the DOS MAINT program. He must also convert the COBOL statement numbers (the first six positions) to MAINT statement numbers (the last four positions). This program allows updating the library with the same control cards used in compiling the program. The time required to make new control cards and correct errors can be eliminated.

The convenience of maintaining complete COBOL program libraries on disk may be realized. Programs may be compiled directly from the source statement library with changes submitted on cards. When a program has been fully tested, the change cards may be used to update the library, providing a final version for later use.

This systems guide provides the Systems Analyst with the necessary information on the design, logic and coding of the system to enable him to make modifications, diagnose program errors and perform program maintenance.  
Guide, 11 pages  
SLSS - ORDER NO. SUBSCRIPTION ONLY

GB21-1002

DOS/VS DASD DEVICE INDEPENDENCE OPEN (DI OPEN) AVAILABILITY NOTICE - FDP # 5798-AWH  
This 2 page document describes the purpose and highlights of DOS/VS DASD Device Independence Open (DI OPEN) for S/370, written in ALC.  
This FDP provides DOS-VS users a measure of DASD Device

Independence. User programs are modified at execution time to match the direct access device to which they are assigned (2311, 2314, 2319, 3330 or 3340), thereby eliminating the need to change a program to match the device actually on-line. This program is a minor enhancement of DOS 2311/14/19-3330 DASD Device Independence Routines (5798-ALK).

The Availability Notice contains complete ordering instructions for the Field Developed Program and all its related documentation, for management and data processing personnel who are prospective users of the program and others who require information concerning it.  
Notice, 2 pages  
/////5798-AWH

SB21-1003

DOS/VS DASD DEVICE INDEPENDENCE OPEN (DI OPEN) PROGRAM DESCRIPTION/OPERATIONS MANUAL - FDP NUMBER 5798-AWH  
This 31 page document describes the capabilities of the FDP and the programs of the DOS/VS DASD Device Independence Open (DI OPEN), written in ALC for the System/370. This FDP provides DOS-VS users a measure of DASD Device Independence. User programs are modified at execution time to match the direct access device to which they are assigned (2311, 2314, 2319, 3330, or 3340), thereby eliminating the need to change a program to match the device actually on-line. This program is a minor enhancement of DOS 2311/14/19-3330 DASD Device Independence Routines (5798-ALK).

This Program Description/Operations Manual provides the user with sufficient information to understand, install and successfully use the program.  
Manual, 31 pages  
/////5798-AWH

LB21-1004

DOS/VS DASD DEVICE INDEPENDENCE OPEN (DI OPEN) SYSTEMS GUIDE FDP NUMBER 5798-AWH  
This 111 page document describes the steps necessary to modify the DOS/VS DASD Device Independence Open (DI OPEN) FDP written in ALC for the System/370. This FDP provides DOS-VS users a measure of DASD Device Independence. User programs are modified at execution time to match the direct access device to which they are assigned (2311, 2314, 2319, 3330, or 3340), thereby eliminating the need to change a program to match the device actually on-line. This program is a minor enhancement of DOS 2311/14/19-3330 DASD Device Independence Routines (5798-ALK).

This systems guide provides the Systems Analyst with the necessary information on the design, logic and coding of the system to enable him to make modifications, diagnose program errors and perform program maintenance.  
Guide, 111 pages  
SLSS - ORDER NO. SUBSCRIPTION ONLY

GB21-1008

DOS/VS ASSEMBLER TESTING AID - FDP NUMBER 5798-AWJ NOTICE  
This 4 page document describes the purpose and highlights of DOS/VS Assembler Testing Aid. This program is written in Assembler.

This program can merge coding into the user's assembler source deck. When an UPSI card is placed in JCL at execution time, the labels in the name fields of executed instructions print on SYSLST. When testing is complete, the program may be used to remove the added code. (Without UPSI card, code is transparent to user.)

This Availability Notice contains complete ordering instructions for the Field Developed Program and all its related documentation, for management and data processing personnel who are prospective users of the program and others who require information concerning it.  
Notice, 4 pages  
/////5798-AWJ

SB21-1009

DOS/VS ASSEMBLER TESTING AID - FDP NUMBER 5798-AWJ DESCRIPTION/OPERATIONS

This 46 page document describes the capabilities of the FDP and the programs of the DOS/VS Assembler Testing Aid. This program is written in Assembler.

This program can merge coding into the user's assembler source deck. When an UPSI card is placed in JCL at execution time, the labels in the name fields of executed instructions print on SYSLST. When testing is complete, the program may be used to remove the added code. (Without UPSI card, code is transparent to user.)

This Program Description/Operations Manual provides the user with sufficient information to understand, install and successfully use the program.  
Manual, 46 pages  
/////5798-AWJ

LB21-1010

DOS/VS ASSEMBLER TESTING AID - FDP NUMBER 5798-AWJ SYSTEMS GUIDE

This document describes the steps necessary to modify the DOS/VS Assembler Testing Aid. This program is written in Assembler.

This program can merge coding into the user's assembler source deck. When an UPSI card is placed in JCL at execution time, the labels in the name fields of executed instructions print on SYSLST. When testing is complete, the program may be used to remove the added code. (Without UPSI

card, code is transparent to user.)

This systems guide provides the Systems Analyst with the necessary information on the design, logic and coding of the system to enable him to make modifications, diagnose program errors and perform program maintenance.  
Manual, 25 pages  
SLSS - ORDER NO. SUBSCRIPTION ONLY

////5798-AYN

3B21-1035

CICS/3270 SIMULATOR (5798-AXC), CICS DYNAMIC MAP (5798-AXR), AND CICS PERFORMANCE ANALYZER (5798-AZN): 3 FDP'S NOTICE  
This 5 page document describes the purpose and highlights of the CICS Dynamic Map. This FDP is written in Assembler.

Operating as a task in a variety of modes within a CICS/STANDARD partition, this program can selectively display a myriad of system tuning statistics. These include parameters describing the partition composition, fragmentation and its effects, storage utilization for task and system, dynamic task activity, and the effects of program residence on storage and system performance. Other features optionally available are time-initiation, logging, core dumping, and an output writer facility.

This Availability Notice contains complete ordering information for the Field Developed Program and all its related documentation, for management and data processing personnel who are prospective users of the program and others who require information concerning it.

Availability Notice, 5 pages  
////5798-AXC, 5798-AXR, 5798-AZN

GB21-1104

COBIMS - FDP 5798-AYK - AVAILABILITY NOTICE

This 8 page document describes the purpose and highlights of COBIMS. This FDP is written in COBOL.

PLIMS/COBOL, macro language extension of COBOL, is a programming aid designed to reduce programming and testing time in producing IMS batch and/or TP application programs. PLIMS/COBOL statements are expanded by a precompile step into a complete COBOL Source Program ready for compilation. Those PLIMS/COBOL Statements which involve data base activity are expanded into COBOL source code which is customized to the user's data structure as defined by the IMS PSB and by Segment Definitions. COBOL Statements can be intermixed with PLIMS/COBOL statements, thus combining the ease and simplicity of PLIMS with the power of COBOL.

This Availability Notice contains complete ordering information for the Field Developed Program and all its related documentation, for management and data processing personnel who are prospective users of the program and others who require information concerning it.

Availability Notice, 8 pages  
////5798-AYK

SB21-1036

CICS/3270 SIMULATOR - FDP 5798-AXC DESCRIPTION/OPERATIONS

This 97 page document describes the capabilities of the FDP and the programs of the CICS/3270 Simulator. This FDP is written in Assembler.

Provides a simulated terminal facility for 3270 terminals in CICS. The input stream can be mapped using CICS basic mapping support and the output can be printed exactly as it would appear on the 3270 screen. A documentation transaction is included which when used with the output print program will document any 3270 "map" showing the screen layout and all fields which can potentially receive data.

This Program Description/Operations Manual provides the user with sufficient information to understand, install and successfully use the program.

Manual, 97 pages  
////5798-AXC

SB21-1105

COBIMS - FDP 5798-AYK - DESCRIPTION/OPERATIONS

This 75 page document describes the capabilities of the FDP and the programs of COBIMS. This FDP is written in COBOL.

PLIMS/COBOL, macro language extension of COBOL, is a programming aid designed to reduce programming and testing time in producing IMS batch and/or TP application programs. PLIMS/COBOL statements are expanded by a precompile step into a complete COBOL Source Program ready for compilation. Those PLIMS/COBOL Statements which involve data base activity are expanded into COBOL source code which is customized to the user's data structure as defined by the IMS PSB and by Segment Definitions. COBOL Statements can be intermixed with PLIMS/COBOL statements, thus combining the ease and simplicity of PLIMS with the power of COBOL.

This Program Description/Operations Manual provides the user with sufficient information to understand, install and successfully use the program.

Manual, 75 pages  
////5798-AYK

SB21-1075

CICS DYNAMIC MAP - FDP 5798-AXR DESCRIPTION/OPERATIONS

This 45 page document describes the capabilities of the FDP and the programs of the CICS Dynamic MAP. This FDP is written in Assembler.

Operating as a task in a variety of modes within a CICS/STANDARD partition, this program can selectively display a myriad of system tuning statistics. These include parameters describing the partition composition, fragmentation and its effects, storage utilization for task and system, dynamic task activity, and the effects of program residence on storage and system performance. Other features optionally available are time-initiation, logging, core dumping, and an output writer facility.

This Program Description/Operations Manual provides the user with sufficient information to understand, install and successfully use the program.

Manual, 45 pages  
////5798-AXR

LB21-1106

COBIMS - FDP 5798-AYK - SYSTEMS GUIDE

This 45 page document describes the steps necessary to modify the COBIMS FDP written in COBOL.

PLIMS/COBOL, macro language extension of COBOL, is a programming aid designed to reduce programming and testing time in producing IMS batch and/or TP application programs. PLIMS/COBOL statements are expanded by a precompile step into a complete COBOL Source Program ready for compilation. Those PLIMS/COBOL Statements which involve data base activity are expanded into COBOL source code which is customized to the user's data structure as defined by the IMS PSB and by Segment Definitions. COBOL Statements can be intermixed with PLIMS/COBOL statements, thus combining the ease and simplicity of PLIMS with the power of COBOL.

This systems guide provides the Systems Analyst with the necessary information on the design, logic and coding of the system to enable him to make modifications, diagnose program errors and perform program maintenance.

Systems Guide, 45 pages  
SLSS - ORDER NO. SUBSCRIPTION ONLY

GB21-1092

IMS LOW-LEVEL CODING & CONTINUITY CHECKING SUBPROGRAM: FDP 5798-AYN NOTICE

This 2 page document describes the purpose and highlights of the Low Level Coding and Continuity Checking FDP, written in COBOL.

With the present emphasis on COPICS and Materials Requirements Planning, users who desire or require the flexible design capabilities of the Information Management System (IMS) have been faced with a problem: how to accomplish Low Coding and Continuity Checking of Bills of Materials, and still maintain the data base design flexibility of IMS?

The IMS Low Level Coding and Continuity Checking Subprogram provides an answer to this question:

- o Provides for the addition of Bills of Material to an IMS Data Base.
- o Creates and maintains low level codes.
- o Provides standard error-checking of previous packages (BOMP-CFMS).
- o Includes a transaction and error listing of product structure additions.
- o May be used as the basis for an expanded Bills of Material maintenance program.
- o Single level explosion program as part of the sample program.

This Availability Notice contains complete ordering information for the Field Developed Program and all its related documentation, for management and data processing personnel who are prospective users of the program and others who require information concerning it.

Flyer, 2 pages

GB21-1122

TSO COMMAND PROCESSOR - FDP 5798-AYF NOTICE

This 4 page document describes the purpose and highlights of the TSO Command Processor FDP, written in Assembler. Provides the print command for a TSO terminal user to list a data set on a 3284 or 3286 printer.

This Availability Notice contains complete ordering instructions for the Field Developed Program and all its related documentation, for management and data processing personnel who are prospective users of the program and others who require information concerning it.

Notice, 4 pages  
////5798-AYF

SB21-1123

TSO COMMAND PROCESSOR - FDP 5798-AYF DESCRIPTION/OPERATIONS

This 53 page document describes the capabilities of the FDP and the programs of the TSO Command Processor FDP, written in Assembler. Provides the print command for a TSO terminal user to list a data set on a 3284 or 3286 printer.

This Program Description/Operations Manual provides the user with sufficient information to understand, install and successfully use the program.

Manual, 53 pages  
////5798-AYF



LB21-1124

TSO COMMAND PROCESSOR - FDP 5798-AYF SYSTEMS GUIDE  
This 51 page document describes the steps necessary to modify the TSO Command Processor FDP, written in Assembler. Provides the print command for a TSO terminal user to list a data set on a 3284 or 3286 printer.

This systems guide provides the Systems Analyst with the necessary information on the design, logic and coding of the system to enable him to make modifications, diagnose program errors and perform program maintenance.  
Guide, 51 pages  
SLSS - ORDER NO. SUBSCRIPTION ONLY

GB21-1134

AUTOMATIC LINE SPEED SELECTION FOR IBM 3704/3705FDP 5798-AYR, NOTICE

This 4 page document describes the purpose and highlights of Automatic Line Speed Selection for IBM 3704/3705. Written in Assembler OS this Automatic Line Speed selection on 3704/3705 FDP allows the 3704/3705 equipped with a Communication Scanner Type 1 or 2 running in Emulation Mode (360H-TX-033) to detect line speed and device type of various dial up terminals. A maximum of four different line speeds (110,134,5,150 and 300 baud) and three different start-stop line codes (9/7,10/8,11/8) can be accommodated.

This Availability Notice contains complete ordering information for the Field Developed Program and all its related documentation, for management and data processing personnel who are prospective users of the program and others who require information concerning it.  
Availability Notice, 4 pages  
/////5798-AYR

SB21-1135

AUTOMATIC LINE SPEED SELECTION FOR 3704/3705FDP 5798-AYR DESCRIPTION/OPERATIONS

This 14 page document describes the capabilities of the FDP and the programs of the Automatic Line Speed selection on 3704/3705 which allows the 3704/3705 equipped with a Communication Scanner Type 1 or 2 running in Emulation Mode (360H-TX-033) to detect line speed and device type of various dial up terminals. A maximum of four different line speeds (110,134,5,150 and 300 baud) and three different start-stop line codes (9/7,10/8, 11/8) can be accommodated.

This Program Description/Operations Manual provides the user with sufficient information to understand, install and successfully use the program.  
Manual, 14 pages  
/////5798-AYR

LB21-1136

AUTOMATIC LINE SPEED SELECTION FOR IBM 3704/3705FDP 5798-AYR SYSTEMS GUIDE

This 16 page document describes the steps necessary to modify the Automatic Line Speed selection on 3704/3705 FDP. Written in Assembler OS this FDP allows the 3704/3705 equipped with a Communication Scanner Type 1 or 2 running in Emulation Mode (360H-TX-033) to detect line speed and device type of various dial up terminals. A maximum of four different line speeds (110,134,5,150 and 300 baud) and three different start-stop line codes (9/7,10/8,11/8) can be accommodated.

This systems guide provides the Systems Analyst with the necessary information on the design, logic and coding of the system to enable him to make modifications, diagnose program errors and perform program maintenance.  
Manual, 16 pages  
SLSS - ORDER NO. SUBSCRIPTION ONLY

SB21-1181

CICS PERFORMANCE ANALYZER - FDP 5798-AZNDESCRIPTION/OPERATIONS

This 62 page document describes the capabilities of the FDP and the programs of the CICS Performance Analyzer. The FDP is written in Assembler.

The program gathers statistics about user transactions run under control of CICS. The type of information gathered is CPU execution time, total transaction time, largest amount of core used, the total entries to a file control access method, and so on. The information is very useful for performance evaluation and system tuning.

This Program Description/Operations Manual provides the user with sufficient information to understand, install and successfully use the program.  
Manual, 62 pages  
/////5798-AZN

GB21-1195

UTILITY DATA REDUCTION SUBROUTINES FOR S/360-370FDP 5798-AZW, NOTICE

This 2 page document describes the purpose and highlights of the Utility Data Reduction Subroutines FDP written in DOS or OS for S/360-370. These are general purpose utilities designed to reduce the size of records stored in auxiliary storage devices. One subroutine condenses the record by deleting from it unnecessary or null characters, and a second subroutine reconstructs the original record. The deleted characters may vary from three or four in a field to thousands of types per record.

This Availability Notice contains complete ordering information for the Field Developed Program and all its related documentation, for management and data processing

personnel who are prospective users of the program and others who require information concerning it.  
Availability Notice, 2 pages  
/////5798-AZW

SB21-1196

UTILITY DATA REDUCTION SUBROUTINES FOR S/360-370FDP 5798-AZW DESCRIPTIONS/OPERATIONS

This 12 page document describes the capabilities of the FDP and the programs of the Utility Data Reduction Subroutines. These are general purpose utilities designed to reduce the size of records stored in auxiliary storage devices. One subroutine condenses the record by deleting from it unnecessary or null characters, and a second subroutine reconstructs the original record. The deleted characters may vary from three or four in a field to thousands of types per record.

This Program Description/Operations Manual provides the user with sufficient information to understand, install and successfully use the program.  
Manual, 12 pages  
/////5798-AZW

LB21-1197

UTILITY DATA REDUCTION SUBROUTINES FOR S/360-370FDP 5798-AZW, SYSTEMS GUIDE

This 7 page document describes the steps necessary to modify the Utility Data Reduction Subroutines FDP written in DOS or OS for S/360-370. These are general purpose utilities designed to reduce the size of records stored in auxiliary storage devices. One subroutine condenses the record by deleting from it unnecessary or null characters, and a second subroutine reconstructs the original record. The deleted characters may vary from three or four in a field to thousands of types per record.

This systems guide provides the Systems Analyst with the necessary information on the design, logic and coding of the system to enable him to make modifications, diagnose program errors and perform program maintenance.  
Systems Guide, 7 pages  
SLSS - ORDER NO. SUBSCRIPTION ONLY

GB21-1210

ON-LINE PREPARATION OF VIDEO/370 FORMATSFDP 5798-BAC, NOTICE

This 4 page documentation describes and highlights the purpose of the On-Line Preparation of VIDEO/370 Formats FDP. Written in RPG II, this FDP consists of three formats for VIDEO/370 and a set of Assembler language macros that expand into VIDEO/370 format definition statements. The FDP eliminates the use of coding sheets for preparation of formats by allowing creation of formats from a picture of a proposed screen layout. The FDP provides a fill-in-the-blanks approach so that no keywords have to be coded.

Three basic screen formats are used during the definition of a new document. The first describes the document name and exit routines. The second is used for entering information about the fields. The third type is used to describe how the fields should be extracted. The input that is keyed on the 3270 is, in most cases, a single character as opposed to a keyword if a coding sheet is used.

This Availability Notice contains complete ordering information for the Field Developed Program and all its related documentation, for management and data processing personnel who are prospective users of the program and others who require information concerning it.  
Availability Notice, 4 pages  
/////5798-BAC

SB21-1211

ON-LINE PREPARATION OF VIDEO/370 FORMATSFDP 5798-BAC, DESCRIPTION/OPERATIONS

This 46 page document describes the capabilities of the FDP and the programs of On-Line Preparation of VIDEO/370 Formats FDP. Written in RPG II, this FDP consists of three formats for VIDEO/370 and a set of Assembler language macros that expand into VIDEO/370 format definition statements. The FDP eliminates the use of coding sheets for preparation of formats by allowing creation of formats from a picture of a proposed screen layout. The FDP provides a fill-in-the-blanks approach so that no keywords have to be coded.

Three basic screen formats are used during the definition of a new document. The first describes the document name and exit routines. The second is used for entering information about the fields. The third type is used to describe how the fields should be extracted. The input that is keyed on the 3270 is, in most cases, a single character as opposed to a keyword if a coding sheet is used.

This Program Description/Operations Manual provides the user with sufficient information to understand, install and successfully use the program.  
Manual, 46 pages  
/////5798-BAC

LB21-1212

ON-LINE PREPARATION OF VIDEO/370 FORMATSFDP 5798-BAC - SYSTEMS GUIDE

This 12 page document describes the steps necessary to modify the On-Line Preparation of VIDEO/370 Formats FDP. Written in RPG II, this FDP consists of three formats for VIDEO/370 and a set of Assembler language macros that expand into VIDEO/370 format definition statements. The FDP



eliminates the use of coding sheets for preparation of formats by allowing creation of formats from a picture of a proposed screen layout. The FDP provides a fill-in-the-blanks approach so that no keywords have to be coded.

Three basic screen formats are used during the definition of a new document. The first describes the document name and exit routines. The second is used for entering information about the fields. The third type is used to describe how the fields should be extracted. The input that is keyed on the 3270 is, in most cases, a single character as opposed to a keyword if a coding sheet is used.

This systems guide provides the Systems Analyst with the necessary information on the design, logic and coding of the system to enable him to make modifications, diagnose program errors and perform program maintenance.

Systems Guide, 12 pages  
SLSS - ORDER NO. SUBSCRIPTION ONLY

GB21-1249

DOS/VS POWER WORKSTATION SUPPORT FOR THE IBM 2922  
FDP 5798-BBY - NOTICE

This 4 page document describes the purpose and highlights of the DOS/VS POWER Workstation Support for the IBM 2922 FDP. Written in Model 20 Assembler this FDP provides a workstation program for the IBM 2922 Programmable Terminal communicating with DOS/VS Power RJE. The program in effect simulates the responses of the IBM 2780 thereby eliminating the need to modify DOS/VS Power RJE. The FDP supports the card reader, printer, card punch and console.

This Availability Notice contains complete ordering information for the Field Developed Program and all its related documentation, for management and data processing personnel who are prospective users of the program and others who require information concerning it.

Flyer, 4 pages  
/////5798-BBY

SB21-1250

DOS/VS POWER WORKSTATION SUPPORT FOR THE IBM 2922  
FDP 5798-BBY - DESCRIPTION/OPERATIONS

This 40 page document describes the capabilities of the FDP and the programs of the DOS/VS POWER Workstation Support for the IBM 2922 FDP. Written in Model 20 Assembler this FDP provides a workstation program for the IBM 2922 Programmable Terminal communicating with DOS/VS Power RJE. The program in effect simulates the responses of the IBM 2780 thereby eliminating the need to modify DOS/VS Power RJE. The FDP supports the card reader, printer, card punch and console.

This Program Description/Operations Manual provides the user with sufficient information to understand, install and successfully use the program.

Manual, 40 pages  
/////5798-BBY

LB21-1251

DOS/VS POWER WORKSTATION SUPPORT FOR THE IBM 2922  
FDP 5798-BBY

This 28 page document describes the steps necessary to modify the DOS/VS POWER Workstation Support for the IBM 2922 FDP. Written in Model 20 Assembler this FDP provides a workstation program for the IBM 2922 Programmable Terminal communicating with DOS/VS Power RJE. The program in effect simulates the responses of the IBM 2780 thereby eliminating the need to modify DOS/VS Power RJE. The FDP supports the card reader, printer, card punch and console.

This systems guide provides the Systems Analyst with the necessary information on the design, logic and coding of the system to enable him to make modifications, diagnose program errors and perform program maintenance.

Manual, 28 pages  
SLSS - ORDER NO. SUBSCRIPTION ONLY

SB21-1255

IMS DICTIONARY SYSTEM - FDP 5798-BBA - NOTICE

This 8 page document describes the purpose and highlights of IMS Dictionary System. Written in OS for S/360/370 this FDP is an IMS application program designed to help control the installation and growth of a data base, either DB/DC or DB and supported under IMS 2.3 and IMS/VS 1.0, and will soon be tested under 2.4. Input is from DBD or PSB libraries (permanent or temporary) in addition to direct user input from cards (batch/BMP) or 3270 terminal (MPP).

This Availability Notice contains complete ordering information for the Field Developed Program and all its related documentation, for management and data processing personnel who are prospective users of the program and others who require information concerning it.

Availability Notice, 8 pages  
/////5798-BBA

SB21-1256

IMS DICTIONARY SYSTEM - FDP 5798-BBA DESCRIPTION/OPERATIONS

This 147 page document describes the capabilities of the FDP and the programs of IMS Dictionary System. Written in OS for S/360/370 this FDP is an IMS application program designed to help control the installation and growth of a data base, either DB/DC or DB and supported under IMS 2.3 and IMS/VS 1.0, and will soon be tested under 2.4. Input is from DBD or PSB libraries (permanent or temporary) in addition to direct user input from cards (batch/BMP) or 3270 terminal (MPP).

This Program Description/Operations Manual provides the

user with sufficient information to understand, install and successfully use the program.

Manual, 147 pages  
/////5798-BBA

LB21-1257

IMS DICTIONARY SYSTEM - FDP 5798-BBA - SYSTEMS GUIDE

This 357 page document describes the steps necessary to modify the IMS Dictionary System FDP. Written in OS for S/360/370 the FDP is an IMS application program designed to help control the installation and growth of a data base, either DB/DC or DB and supported under IMS 2.3 and IMS/VS 1.0, and will soon be tested under 2.4. Input is from DBD or PSB libraries (permanent or temporary) in addition to direct user input from cards (batch/BMP) or 3270 terminal (MPP).

This systems guide provides the Systems Analyst with the necessary information on the design, logic and coding of the system to enable him to make modifications, diagnose program errors and perform program maintenance.

Systems Guide, 357 pages  
SLSS - ORDER NO. SUBSCRIPTION ONLY

GB21-1273

TSO/VS2 PROGRAMMING CONTROL FACILITY - FDP 5798-BBJ - NOTICE

This 5 page document describes the purpose and highlights of TSO/VS2 Programming Control Facility, and is written in VS/Assembler.

The purpose of the TSO/VS Programming Control Facility is to provide significant enhancements to OS/VS2 TSO in the following areas:

- File Access control and security
- TSO command subsetting and program execution control by user
- SMF accounting data optionally recorded for each command and subcommand
- ability to issue any command from subcommand mode and enter multiple commands on a line

This Availability Notice contains complete ordering information for the Field Developed Program and all its related documentation, for management and data processing personnel who are prospective users of the program and others who require information concerning it.

Availability Notice, 5 pages  
/////5798-BBJ

SB21-1274

TSO/VS2 PROGRAMMING CONTROL FACILITY - FDP 5798-BBJ  
DESCRIPTION/OPERATIONS

This 39 page document describes the purpose and highlights of TSO/VS2 Programming Control Facility, and is written in VS/Assembler.

The purpose of the TSO/VS Programming Control Facility is to provide significant enhancements to OS/VS2 TSO in the following areas:

- File Access control and security
- TSO command subsetting and program execution control by user
- SMF accounting data optionally recorded for each command and subcommand
- ability to issue any command from subcommand mode and enter multiple commands on a line

This Program Description/Operations Manual provides the user with sufficient information to understand, install and successfully use the program.

Manual, 39 pages  
/////5798-BBJ

LB21-1275

TSO/VS2 PROGRAMMING CONTROL FACILITY - FDP 5798-BBJ  
SYSTEMS GUIDE

This 23 page document describes the purpose and highlights of TSO/VS2 Programming Control Facility, and is written in VS/Assembler.

The purpose of the TSO/VS Programming Control Facility is to provide significant enhancements to OS/VS2 TSO in the following areas:

- File Access control and security
- TSO command subsetting and program execution control by user
- SMF accounting data optionally recorded for each command and subcommand
- ability to issue any command from subcommand mode and enter multiple commands on a line

This systems guide provides the Systems Analyst with the necessary information on the design, logic and coding of the system to enable him to make modifications, diagnose program errors and perform program maintenance.

Manual, 23 pages  
SLSS - ORDER NO. SUBSCRIPTION ONLY

GB21-1279

GIS/DDT TRANSLATION FROM IMS/DBD - FDP 5798-BBN, NOTICE

This document, written in Basic Assembler, describes the purpose and highlights of GIS/DDT Translation from IMS/DBD.

The simple query and report functions provided by GIS can considerably reduce both programming effort and elapsed time required to answer low-volume requests for IMS data base information. This program further automates the procedures required for GIS access, by converting existing IMS DBDs to GIS data description tables (DDTs).

IMSDDT (an intermediate step in this program) would be

used initially as a quick method of creating error-free DDTs for existing IMS data bases. The output thus generated can then be immediately input to the GIS monitor to create the necessary entries required for GIS processing of the data base. As this method uses previously validated descriptions of the IMS data bases, validity and compatibility errors that might be introduced through the keying of a separate description of the data base may be avoided.

This Availability Notice contains complete ordering information for the Field Developed Program and all its related documentation, for management and data processing personnel who are prospective users of the program and others who require information concerning it.  
Availability Notice, 2 pages  
/////5798-BBN

## SB21-1280

GIS/DDT TRANSLATION FROM IMS/DBD - FDP 5798-BBN, DESCRIPTION/OPERATIONS

This document, written in Basic Assembler, describes the capabilities of the FDP and the programs of the GIS/DDT Translation from IMS/DBD.

The simple query and report functions provided by GIS can considerably reduce both programming effort and elapsed time required to answer low-volume requests for IMS data base information. This program further automates the procedures required for GIS access, by converting existing IMS DBDs to GIS data description tables (DDTs).

IMSDDT (an intermediate step in this program) would be used initially as a quick method of creating error-free DDTs for existing IMS data bases. The output thus generated can then be immediately input to the GIS monitor to create the necessary entries required for GIS processing of the data base. As this method uses previously validated descriptions of the IMS data bases, validity and compatibility errors that might be introduced through the keying of a separate description of the data base may be avoided.

This Program Description/Operations Manual provides the user with sufficient information to understand, install and successfully use the program.  
Manual, 35 pages  
/////5798-BBN

## LB21-1281

SIS/DDT TRANSLATION FROM IMS/DBD - FDP 5798-BBN, SYSTEM GUIDE

This document, written in Basic Assembler, describes the steps necessary to modify the GIS/DDT Translation from IMS/DBD.

The simple query and report functions provided by GIS can considerably reduce both programming effort and elapsed time required to answer low-volume requests for IMS data base information. This program further automates the procedures required for GIS access, by converting existing IMS DBDs to GIS data description tables (DDTs).

IMSDDT (an intermediate step in this program) would be used initially as a quick method of creating error-free DDTs for existing IMS data bases. The output thus generated can then be immediately input to the GIS monitor to create the necessary entries required for GIS processing of the data base. As this method uses previously validated descriptions of the IMS data bases, validity and compatibility errors that might be introduced through the keying of a separate description of the data base may be avoided.

This systems guide provides the Systems Analyst with the necessary information on the design, logic and coding of the system to enable him to make modifications, diagnose program errors and perform program maintenance.  
Systems Guide, 23 pages  
SLSS - ORDER NO. SUBSCRIPTION ONLY

## GB21-1291

3330 DEVICE SUPPORT EXTENDED-S/370 OS/MFT/MVT FDP 5798-BCE NOTICE

This 3 page document describes the purpose and highlights of the 3330 Device Support Extended-S/370 OS/MFT/MVT FDP written in S/370 Assembler. Provides OS Release 21 users with modifications and procedures required to extend current 3330 support to include the 3333/3330 Model II. The modifications allow the user to take advantage of the new 200-megabyte capacity. Programs which use standard OS access methods in a device independent manner can be extended to function properly while using the full capacity of the 3333/3330 Model II. Due to the technique used, some user restrictions are necessary. These are described in the Availability Notice and in the documentation. Planned availability is March 15, 1974.

This Availability Notice contains complete ordering information for the Field Developed Program and all its related documentation, for management and data processing personnel who are prospective users of the program and others who require information concerning it.  
Flyer, 3 pages  
/////5798-BCE

## SB21-1292

3330 DEVICE SUPPORT EXTENDED S/370 OS/MFT/MVT FDP 5798-BCE DESCRIPTION/OPERATIONS

Provides OS Release 21 users with modifications and procedures required to extend current 3330 support to include the 3333/3330 Model II. The modifications allow the user to take advantage of the new 200-megabyte capacity. Programs which use standard OS access methods in a device

independent manner can be extended to function properly while using the full capacity of the 3333/3330 Model II. Due to the technique used, some user restrictions are necessary. These are described in the Availability Notice and in the documentation. Planned availability is March 15, 1974.

This Program Description/Operations Manual provides the user with sufficient information to understand, install and successfully use the program.  
Manual, 25 pages  
/////5798-BCE

## GB21-1294

OS/VS2 RELEASE 1 STORAGE UTILIZATION DISPLAY PROGRAM FDP 5798-BCL, NOTICE

This 4 page document describes the purpose and highlights of OS/VS2 Release 1 Storage Utilization Display Program. Written in PL/1 and Assembler this FDP is designed to produce real-time, dynamic display of real storage utilization and paging rate of an OS/VS2 Release 1 system. The display may be produced on an IBM 3270 locally attached, an IBM 2260 locally attached, or any device supported by BSAM.

This Availability Notice contains complete ordering information for the Field Developed Program and all its related documentation, for management and data processing personnel who are prospective users of the program and others who require information concerning it.  
Flyer, 4 pages  
/////5798-BCL

## SB21-1295

OS/VS2 RELEASE 1 STORAGE UTILIZATION DISPLAY PROGRAM FDP 5798-BCL DESCRIPTION/OPERATIONS

This 24 page document describes the capabilities of the FDP the programs of the OS/VS2 Release 1 Storage Utilization Display Program. Written in PL/1 and Assembler this FDP is designed to produce real-time, dynamic display of real storage utilization and paging rate of an OS/VS2 Release 1 system. The display may be produced on an IBM 3270 locally attached, an IBM 2260 locally attached, or any device supported by BSAM.

This Program Description/Operations Manual provides the user with sufficient information to understand, install and successfully use the program.  
Manual, 24 pages  
/////5798-BCL

## LB21-1296

OS/VS2 RELEASE 1 STORAGE UTILIZATION DISPLAY PROGRAM FDP 5798-BCL - SYSTEMS GUIDE

This 18 page document describes the steps necessary to modify the OS/VS2 Release 1 Storage Utilization Display Program. Written in PL/1 and Assembler this FDP is designed to produce real-time, dynamic display of real storage utilization and paging rate of an OS/VS2 Release 1 system. The display may be produced on an IBM 3270 locally attached, an IBM 2260 locally attached, or any device supported by BSAM.

This systems guide provides the Systems Analyst with the necessary information on the design, logic and coding of the system to enable him to make modifications, diagnose program errors and perform program maintenance.  
Manual, 18 pages  
SLSS - ORDER NO. SUBSCRIPTION ONLY

## GB21-1336

IMS DC MONITOR FDP 5798-BDF, NOTICE

This 8 page document describes the purpose and highlights of the IMS DC Monitor. It is written in Assembler. The IMS DC Monitor is a facility for collecting data on the internal activities of IMS 2.3/2.4 systems. The monitor analyzes and records these internal activities, including the processing of teleprocessing input-output, data language 1, application scheduling, application termination, message format services, and checkpoint restart. The monitor is loaded with the IMS control region and, upon operator command, traps information to an independent log file. A report program, also supplied can be processed off-line to produce a set of reports that summarize and categorize the collected activities at various levels of detail. This tool could be valuable in validating performance and investigating specific application design, data base design, and implementation choices during the testing, implementation, and operating phases of IMS DB/DC systems.

This Availability Notice contains complete ordering information for the Field Developed Program and all its related documentation, for management and data processing personnel who are prospective users of the program and others who require information concerning users of the program and others who require information concerning it.  
Availability notice, 8 pages  
/////5798-BDF

## SB21-1337

IMS DC MONITOR - FDP 5798-BDF, DESCRIPTION/OPERATIONS

This 91 page document describes the capabilities of the FDP and the programs of the IMS DC Monitor. It is written in Assembler.

The IMS DC Monitor is a facility for collecting data on the internal activities of IMS 2.3/2.4 DB/DC systems. The monitor analyzes and records these internal activities,

including the application scheduling, application termination, message format services, and checkpoint restart. The monitor is loaded with the IMS control region and upon operator command, traps information to an independent log file. A report program, also supplied, can be processed offline to produce a set of reports that summarize and categorize the collected activities at various levels of detail. This tool could be valuable in validating performance and investigating specific application design, data base design, and implementation choices during the testing, implementation, and operating phases of IMS DB/DC systems. This Program Description/Operations Manual provides the user with sufficient information to understand, install and successfully use the program.  
Description/Operations, 91 pages  
/////5798-BDF

## LB21-1338

IMS DC MONITOR-FDP 5798-BDF SYSTEMS GUIDE  
This 56 page document describes the steps necessary to modify the IMS DC Monitor. It is written in Assembler. The IMS DC Monitor is a facility for collecting data on the internal activities of IMS 2.3/2.4 DB/DC systems. The monitor analyzes and records these internal activities, including the processing of teleprocessing input-output, data language 1, application scheduling, application termination, message format services, and checkpoint restart. The monitor is loaded with the IMS control region and, upon operator command, traps information to an independent log file. A report program, also supplied, can be processed off-line to produce a set of reports that summarize and categorize the collected activities at various levels of detail. This tool could be valuable in validating performance and investigating specific application design, data base design, and implementation choices during the testing, implementation, and operating phases of IMS DB/DC systems.

This systems guide provides the Systems Analyst with the necessary information on the design, logic and coding of the system to enable him to make modifications, diagnose program errors and perform program maintenance.  
Systems guide, 56 pages  
SLSS - ORDER NO. SUBSCRIPTION ONLY

## GB21-1342

3890 DOS/VS APPLICATION/INSTALLATION SUPPORT (5798-BDC) FDP AVAILABILITY NOTICE

This 4 page document, written in Assembler, describes the purpose and highlights of 3890 DOS/VS Application/Installation Support.

This FDP utilizes the standard user interfaces available to the DOS/VS user and provides him with the following capabilities:

- o Sort control instructions with an editor facility
- o A 3270 Jam Display Routine
- o A storage print facility

These application functions will enable the user to increase his personnel productivity and facilitate 3890 program testing and analysis.

This Availability Notice contains complete ordering information for the Field Developed Program and all its related documentation, for management and data processing personnel who are prospective users of the program and others who require information concerning it.  
Availability Notice, 4 pages  
/////5798-BDC

## SB21-1343

3890 DOS/VS APPLICATION/INSTALLATION SUPPORT - FDP 5798-BDC, DESCRIPTION/OPERATIONS

This 68 page document, written in Assembler, describes the capabilities of the FDP and the programs of the 3890 DOS/VS Application/Installation Support.

This FDP utilizes the standard user interfaces available to the DOS/VS user and provides him with the following capabilities:

- o Sort control instructions with an editor facility
- o A 3270 Jam Display Routine
- o A storage print facility

These application functions will enable the user to increase his personnel productivity and facilitate 3890 program testing and analysis.

This Program Description/Operations Manual provides the user with sufficient information to understand, install and successfully use the program.  
Manual, 68 pages  
/////5798-BDC

## GB21-1361

DOS/VS SORT FOR 1400 FILES FDP 5798-BDH, NOTICE

This 4 page document, written in Assembler, describes the purpose and highlights of DOS/VS Sort for 1400 Files.

This Field Developed Program operates with the DOS/VS Sort programs (5746-SM1) intended to reduce sort (5743-SM1) times within most 1400 emulator installations currently using Sort 5 or 6 under 1400 emulation.

This program provides most of the functions contained in the 1400 Sort programs through an assembler macro which will generate a program interface to the DOS Sort programs. The user may continue to use his 1400/1311 sort control cards and his 1400 files.

The input and output files format is independently specified so that conversion from one format to another is also

possible.

The supported file formats include CS or spanned tape, emulator format disk (2319, 3330, 3340) or sequential 370 disk and tape.

This Availability Notice contains complete ordering information for the Field Developed Program and all its related documentation, for management and data processing personnel who are prospective users of the program and others who require information concerning it.  
Availability Notice, 4 pages  
/////5798-BDH

## SB21-1362

DOS/VS SORT FOR 1400 FILES FDP 5798-BDH, DESCRIPTION/OPERATIONS

This 25 page document, written in Assembler, describes the capabilities of the FDP and the programs of the DOS/VS Sort for 1400 Files.

This Field Developed Program operates with the DOS/VS Sort programs (5746-SM1) intended to reduce sort (5743-SM1) times within most 1400 emulator installations currently using Sort 5 or 6 under 1400 emulation.

This program provides most of the functions contained in the 1400 Sort programs through an assembler macro which will generate a program interface to the DOS Sort programs. The user may continue to use his 1400/1311 sort control cards and his 1400 files.

The input and output file format is independently specified to that conversion from one format to another is also possible.

The supported file formats include CS or spanned tape, emulator format disk (2319, 330, 3340,) or sequential 370 disk and tape.

This Program Description/Operations Manual provides the user with sufficient information to understand, install and successfully use the program.  
Manual, 25 pages  
/////5798-BDH

## LB21-1363

DOS/VS SORT FOR 1400 FILES FDP 5798-BDH SYSTEMS GUIDE

This 25 page document, written in Assembler, describes the steps necessary to modify the DOS/VS Sort for 1400 Files.

This Field Developed Program operates with the DOS/VS Sort programs (5746-SM1) intended to reduce sort (5743-SM1) times within most 1400 emulator installations currently using Sort 5 or 6 under 1400 emulation.

This program provides most of the functions contained in the 1400 Sort programs through an assembler macro which will generate a program interface to the DOS Sort programs. The user may continue to use his 1400/1311 sort control cards and his 1400 files.

The input and output file format is independently specified so that conversion from one format to another is also possible.

The supported file formats include CS or spanned tape, emulator format disk (2319, 3330, 3340) or sequential 370 disk and tape. This systems

guide provides the Systems Analyst with the necessary information on the design, logic and coding of the system to enable him to make modifications, diagnose program errors and perform program maintenance.

Systems guide, 25 pages  
SLSS - ORDER NO. SUBSCRIPTION ONLY

## GB21-1373

CICS SOURCE PROGRAM MAINTENANCE ON-LINE - FDP 5798-BDT, NOTICE

This 4 page document, written in ALC, describes the purpose and highlights of CICS Source Program Maintenance On-Line.

Designed to provide the capability of storing source programs on disk, retrieving them and modifying them in conversational mode at a terminal and creating job streams from the terminal to be used to compile and test the programs. Extends the power of a CICS on-line system to programmers and systems programmers via a 3270.

This Availability Notice contains complete ordering information for the Field Developed Program and all its related documentation, for management and data processing personnel who are prospective users of the program and others who require information concerning it.  
Flyer, 4 pages  
/////5798-BDT

## SB21-1374

CICS SOURCE PROGRAM MAINTENANCE ON-LINE FDP 5798-BDT, DESCRIPTION/OPERATIONS

This 112 page document, written in ALC, describes the capabilities of the FDP and the programs of the CICS Source Program Maintenance On-Line.

Designed to provide capability of storing source programs on disk, retrieving them and modifying them in conversational mode at a terminal and creating job streams from the terminal to be used to compile and test the programs. Extends the power of a CICS on-line system to programmers and systems programmers via a 3270.

This Program Description/Operations Manual provides the user with sufficient information to understand, install and successfully use the program.

Manual, 112 pages  
/////5798-BDT

GB21-1376

CMS SORT FOR VM/370 FDP 5798-BDW, NOTICE  
This 4 page document describes the purpose and highlights of CMS Sort for VM/370.  
This FDP provides several sort programs and subroutines which run under the CMS component of VM/370. They may be invoked from a COBOL, PL/I, FORTRAN, or BAL program, or as a CMS command. Compared with the SORT component of CMS, these programs offer a compatible replacement for the CMS sort command with improved function and performance.  
This Availability Notice contains complete ordering information for the Field Developed Program and all its related documentation, for management and data processing personnel who are prospective users of the program and others who require information concerning it.  
Availability Notice, 4 pages  
/////5798-BDW

SB21-1377

CMS SORT FOR VM/370 FDP 5798-BDW DESCRIPTION/OPERATIONS  
This 28 page document describes the capabilities of the FDP and the program of the CMS Sort for VM/370. It is written in Assembler.  
This FDP provides several sort programs and subroutines which run under the CMS component of VM/370. They may be invoked from a COBOL, PL/I, FORTRAN, or BAL program, or as a CMS command. Compared with the SORT component of CMS, these programs offer a compatible replacement for the CMS sort command with improved function and performance.  
This Program Description/Operations Manual provides the user with sufficient information to understand, install and successfully use the program.  
Manual, 28 pages  
/////5798-BDW

LB21-1378

CMS SORT FOR VM/370 FDP 5798-BDW SYSTEMS GUIDE  
This 20 page document, written in Assembler, describes the steps necessary to modify the CMS Sort for VM/370.  
o Changes to VM/370 publications. o Modules added, deleted, or modified for the  
o current release and program level change.  
o Ordering and distribution procedures for the current release and program level change.  
A list of VM/370 Restrictions.  
Systems Guide, 20 pages  
SLSS - ORDER NO. SUBSCRIPTION ONLY

3B21-1386

DBOMP INTERFACE FOR RPG II - SYSTEM/370 DOS/VS - FDP 5798-BDZ, NOTICE  
This 4 page document written in RPG II/Assembler, describes the purpose and highlights of DBOMP Interface for RPG II - System/370 DOS/VS.  
The DBOMP Interface for RPG II is designed to permit retrieval and maintenance of DBOMP databases using DOS RPG II. The use of the interface programs does not require expertise in assembler language programming; the FDP programs handle the sophisticated file manipulations that are required, allowing the programmer to concentrate his RPG II expertise on his application program.  
The design of the FDP, when combined with the full capabilities of RPG II, should assist users in reducing the time and effort involved with implementing new applications. DL/I (5746-XX1) and DL/I ENTRY (5746-XX7) should be considered as alternatives to this Field Developed Program.  
This Availability Notice contains complete ordering information for the Field Developed Program and all its related documentation, for management and data processing personnel who are prospective users of the program and others who require information concerning it.  
Availability Notice, 4 pages  
/////5798-BDZ

SB21-1387

DBOMP INTERFACE FOR RPG II - SYSTEM/370 DOS/VS (5798-BDZ) FDP 5798-BDZ DESCRIPTION/OPERATIONS  
This 130 page document, written in RPG II/Assembler, describes the capabilities of the FDP and the programs of the DBOMP Interface for RPG II - System/370 DOS/VS.  
The DBOMP Interface for RPG II is designed to permit retrieval and maintenance of DBOMP databases using DOS RPG II. The use of the interface programs does not require expertise in assembler language programming; the FDP programs handle the sophisticated file manipulations that are required, allowing the programmer to concentrate his RPG II expertise on his application program.  
The design of the FDP, when combined with the full capabilities of RPG II, should assist users in reducing the time and effort involved with implementing new applications. DL/I (5746-XX1) and DL/I ENTRY (5746-XX7) should be considered as alternatives to this Field Developed Program.  
This Program Description/Operations Manual provides the user with sufficient information to understand, install and successfully use the program.  
Manual, 130 pages  
/////5798-BDZ

LB21-1388

DBOMP INTERFACE FOR RPG II - SYSTEM/370 DOS/VS (5798-BDZ) FDP SYSTEMS GUIDE  
This 27 page document, written in RPG II/Assembler,

describes the steps necessary to modify the DBOMP Interface for RPG II - System/370 DOS/VS.

The DBOMP Interface for RPG II is designed to permit retrieval and maintenance of DBOMP databases using DOS RPG II. The use of the interface programs does not require expertise in assembler language programming; the FDP programs handle the sophisticated file manipulations that are required, allowing the programmer to concentrate his RPG II expertise on his application program.

The design of the FDP, when combined with the full capabilities of RPG II, should assist users in reducing the time and effort involved with implementing new applications. DL/I (5746-XX1) and DL/I ENTRY (5746-XX7) should be considered as alternatives to this Field Developed Program.

This systems guide provides the Systems Analyst with the necessary information on the design, logic and coding of the system to enable him to make modifications, diagnose program errors and perform program maintenance.  
Systems Guide, 27 pages  
SLSS - ORDER NO. SUBSCRIPTION ONLY

GB21-1401

IMS LOG TAPE ANALYSIS - FDP 5798-CAQ, NOTICE  
This document, written in Assembler, describes the purpose and highlights of IMS Log Tape Analysis.

This FDP is designed to read an IMS DB/DC System log tape and summarize the response times experienced and the number of transactions submitted by source terminals during a user specified time period. The program reads a completed log tape and collects response time data for user specified transaction codes. A report line is printed to summarize accumulated percentages of response times, spread from 1 to 23 seconds, for each user specified time increment. A summary report of the number of the user specified input transactions submitted by each physical terminal is produced at the end of the analysis. This FDP can be used to determine IMS system performance and work load in relation to the terminal user environment. Response time can be analyzed when tuning an IMS DB/DC System or relative to changes in system configuration, an application program, or system volumes. This FDP can be used in conjunction with the IMS DC Monitor FDP (5798-BDF) to analyze response time and transaction volumes during the time interval being monitored.

This Availability Notice contains complete ordering information for the Field Developed Program and all its related documentation, for management and data processing personnel who are prospective users of the program and others who require information concerning it.  
Availability Notice, 6 pages  
/////5798-CAQ

SB21-1402

IMS LOG TAPE ANALYSIS - FDP 5798-CAQ, DESCRIPTION/OPERATIONS  
This document, written in Assembler, describes the capabilities of the FDP and the programs of the IMS Log Tape Analysis.

This FDP is designed to read an IMS DB/DC System log tape and summarize the response times experienced and the number of transactions submitted by source terminals during a user specified time period. The program reads a completed log tape and collects response time data for user specified transaction codes. A report line is printed to summarize accumulated percentages of response times, spread from 1 to 23 seconds, for each user specified time increment. A summary report of the number of the user specified input transactions submitted by each physical terminal is produced at the end of the analysis. This FDP can be used to determine IMS system performance and work load in relation to the terminal user environment. Response time can be analyzed when tuning an IMS DB/DC System or relative to changes in system configuration, an application program, or system volumes. This FDP can be used in conjunction with the IMS DC Monitor FDP (5798-BDF) to analyze response time and transaction volumes during the time interval being monitored.

This Program Description/Operations Manual provides the user with sufficient information to understand, install and successfully use the program.  
Manual, 29 pages  
/////5798-CAQ

LB21-1403

IMS LOG TAPE ANALYSIS - FDP 5798-CAQ, SYSTEMS GUIDE  
This document, written in Assembler, describes the steps necessary to modify the IMS Log Tape Analysis.

This FDP is designed to read an IMS DB/DC System log tape and summarize the response times experienced and the number of transactions submitted by source terminals during a user specified time period. The program reads a completed log tape and collects response time data for user specified transaction codes. A report line is printed to summarize accumulated percentages of response times, spread from 1 to 23 seconds, for each user specified time increment. A summary report of the number of the user specified input transactions submitted by each physical terminal is produced at the end of the analysis. This FDP can be used to determine IMS system performance and work load in relation to the terminal user environment. Response time can be analyzed when tuning an IMS DB/DC System or relative to changes in system configuration, an application program, or system volumes. This FDP can be used in conjunction with the IMS DC Monitor FDP (5798-BDF) to analyze response time and transaction volumes during the time interval being

monitored.

This systems guide provides the Systems Analyst with the necessary information on the design, logic and coding of the system to enable him to make modifications, diagnose program errors and perform program maintenance.  
Manual, 30 pages  
SLSS - ORDER NO. SUBSCRIPTION ONLY

SB21-1404

VS/1 UTILIZATION MONITOR - FDP 5798-CAK, NOTICE

This Availability Notice contains complete ordering information for the Program and all its related documentation, for management and data processing personnel who are prospective users of the program and others who require information concerning it.

VS/1 Utilization Monitor is a software system monitor that provides users with the ability to measure, evaluate, and document application program characteristics while executing in a virtual (VS/1) environment. The VS/1 Utilization Monitor reports provide a broad range of information at both a summary and/or detail level with minimal degradation, easy access, and flexibility in use.

This package consists of two programs: (1) VS/1 Utilization Monitor Trace Program which captures system and job related data and records the information to a log tape on a timed basis (normally every two seconds); (2) VS/1 Utilization Monitor Analysis/report Program processes the log tape and generates the requested reports.

VS/1 Utilization Monitor captures and reports the three basic dimensions of a computing system: CPU utilization, I/O activity, and storage usage - both real and virtual. Information on these dimensions and their sub-parts are available at various user-selected levels, from detailed lines for each observation to a summary sheet for an entire run. At the detail level, the dynamics of the virtual system graphically display the impact of the application program.

Thirteen different reports have been designed to provide insights from many different perspectives to programs operating in the virtual VS/1 system.

Charting and graphing techniques have been used to visually display the dynamics of the virtual system.

Users of the Monitor will vary, but would normally be the systems programmers and application programmers. A single individual would not normally require the use of all VS/1 Utilization Monitor reports for a single assignment.  
Manual, 12 pages  
/////5798-CAK

SB21-1413

DOS/VS FILE/OPERATIONS CONTROL LANGUAGE - FDP 5798-CAG, NOTICE

This 4 page document written in Assembler, describes the purpose and highlights of DOS/VS File/Operations Control Language.

This FDP eases the operational aspects of external file management through the use of a control language. A systems programmer can now structure jobstreams for efficient operation, while improving backup capabilities, increasing control, and reducing operator error. Included in this FDP is the ability to (1) modify VTOC information to expire or delete files by an event, (2) create and maintain a directory of data sets with generation relationships and status information and (3) generate user-defined reports to guide operators through file backup/recovery operations.

This Availability Notice contains complete ordering information for the Field Developed Program and all its related documentation, for management and data processing personnel who are prospective users of the program and others who require information concerning it.  
Availability Notice, 4 pages  
/////5798-CAG

SB21-1414

DOS/VS FILE/OPERATIONS CONTROL LANGUAGE - FDP 5798-CAG, DESCRIPTION/OPERATIONS

This 88 page document, written in Assembler describes the capabilities of the FDP and the programs of the DOS/VS File/Operations Control Language.

This FDP eases the operational aspects of external file management through the use of a control language. A systems programmer can now structure jobstreams for efficient operation, while improving backup capabilities, increasing control, and reducing operator error. Included in this FDP is the ability to (1) modify VTOC information to expire or delete files by an event, (2) create and maintain a directory of data sets with generation relationships and status information, and (3) generate user-defined reports to guide operators through file backup/recovery operations.

This Program Description/Operations Manual provides the user with sufficient information to understand, install and successfully use the program.  
Manual, 88 pages  
/////5798-CAG

SB21-1425

IMS/VS 2260-3270 CONVERSION AID - FDP 5798-CBB, NOTICE

This 4 page document, written in Assembler, describes the purpose and highlights of IMS/VS 2260-3270 Conversion Aid.

The IBM 3270 Information Display System, with its advanced features, is an excellent replacement for IBM 2260 and 2265 Display Stations. The IMS/360 Conversion Aid FDP 5798-ASG allowed IMS users to convert smoothly from 2260s to

3270s, in an IMS/Version 2.3 and OS environment. This FDP 5798-ASG so that it will operate with IMS Version 2.3 under both OS/360 and OS/VS, and also with IMS/VS under OS/VS. Thus, 2260s can now be replaced by 3270s in an orderly manner during any stage of an installation's migration from IMS/Version 2.3 and OS/360 to IMS/VS and OS/VS.

This Availability Notice contains complete ordering information for the Field Developed Program and all its related documentation, for management and data processing personnel who are prospective users of the program and others who require information concerning it.  
Availability Notice, 4 pages  
/////5798-CBB

SB21-1426

IMS/VS 2260-3270 CONVERSION AID - FDP 5798-CBB, DESCRIPTION/OPERATIONS

This 17 page document, written in Assembler, describes the capabilities of the FDP and the programs of the IMS/VS 2260-3270 Conversion Aid.

The IBM 3270 Information Display System, with its advanced features, is an excellent replacement for IBM 2260 and 2265 Display Stations. The IMS/360 Conversion Aid FDP 5798-ASG allowed IMS users to convert smoothly from 2260s to 3270s, in an IMS/Version 2.3 and OS environment. This FDP expands 5798-ASG so that it will operate with IMS/Version 2.3 under both OS/360 and OS/VS, and also with IMS/VS under OS/VS.

Thus, 2260's can now be replaced by 3270s in an orderly manner during any stage of an installation's migration from IMS/Version 2.3 and OS/360 to IMS/VS and OS/VS.

This Program Description/Operations Manual provides the user with sufficient information to understand, install and successfully use the program.  
Manual, 17 pages  
/////5798-CBB

LB21-1427

IMS/VS 2260-3270 CONVERSION AID - FDP 5798-CBB, SYSTEMS GUIDE

This 17 page document, written in Assembler, describes the steps necessary to modify the IMS/VS 2260-3270 Conversion Aid.

The IBM 3270 Information Display System, with its advanced features, is an excellent replacement for IBM 2260 and 2265 Display Stations. The IMS/360 Conversion Aid FDP 5798-ASG allowed IMS users to convert smoothly from 2260s to 3270s, in an IMS/Version 2.3 and OS environment. This FDP expands 5798-ASG so that it will operate with IMS/Version 2.3 under both OS/360 and OS/VS, and also with IMS/VS under OS/VS. Thus 2260s can now be replaced by 3270s in an orderly manner during any stage of an installation's migration from IMS/Version 2.3 and OS/360 to IMS/VS and OS/VS.

This systems guide provides the Systems Analyst with the necessary information on the design, logic and coding of the system to enable him to make modifications, diagnose program errors and perform program maintenance.  
Manual, 17 pages  
SLSS - ORDER NO. SUBSCRIPTION ONLY

GB21-1441

CICS/M.T.C.S. 3270 SCREEN FORMAT UTILITY - FDP 5798-CBH, NOTICE

This document, written in Assembler, describes the purpose and highlights of CICS/M.T.C.S. 3270 Screen Format Utility.

This FDP consists of programs and procedures which greatly simplify the creation of input and output maps for the 3270 under MTCs, CICS or CICS/VS. The TP control system may be running under DOS, DOS/VS, OS/MFT, OS/MVT, OS/VS1 or OS/VS2 on a System/370. The main program allows the user to specify his screen layout directly on an 80-column form and have the necessary control blocks generated directly from the screen layout. This makes coding new screens and changing existing screens extremely simple while reducing the chance for error. The existing Basic Mapping Support Facilities of CICS are used to provide the execution time map retrieval, interpretation services.

Optional features allow the user to explicitly name fields, to repeat fields (VS), insert EDIT words in a DSECT (VS) and to preview an output screen on a 3270 prior to coding the application program.

This Availability Notice contains complete ordering information for the Field Developed Program and all its related documentation, for management and data processing personnel who are prospective users of the program and others who require information concerning it.  
Availability Notice, 6 pages  
/////5798-CBH

SB21-1442

CICS/M.T.C.S. 3270 SCREEN FORMAT UTILITY - FDP 5798-CBH, DESCRIPTION/OPERATIONS

This document, written in Assembler, describes the capabilities of the FDP and the programs of the CICS/M.T.C.S. 3270 Screen Format Utility.

This FDP consists of programs and procedures which greatly simplify the creation of input and output maps for the 3270 under MTCs, CICS or CICS/VS. The TP control system may be running under DOS, DOS/VS, OS/MFT, OS/MVT, OS/VS1 or OS/VS2 on a System/370. The main program allows the user to specify his screen layout directly on an 80-column form and have the necessary control blocks generated directly from

the screen layout. This makes coding new screens and changing existing screens extremely simple while reducing the chance for error. The existing Basic Mapping Support Facilities of CICS are used to provide the execution time map retrieval, interpretation services.

Optional features allow the user to explicitly name fields, to repeat fields (VS), insert EDIT words in a DSECT (VS) and to preview an output screen on a 3270 prior to coding the application program.

This Program Description/Operations Manual provides the user with sufficient information to understand, install and successfully use the program.  
Manual, 275 pages  
/////5798-CBH

LB21-1443

CICS/M.T.C.S. 3270 SCREEN FORMAT UTILITY - FDP 5798-CBH, SYSTEMS GUIDE

This document, written in Assembler, describes the steps necessary to modify the CICS/M.T.C.S. 3270 Screen Format Utility.

This FDP consists of programs and procedures which greatly simplify the creation of input and output maps for the 3270 under MTCs, CICS or CICS/VS. The TP control system may be running under DOS, DOS/VS, OS/MFT, OS/MVT, OS/VS1 or OS/VS2 on a System/370. The main program allows the user to specify his screen layout directly on an 80-column form and have the necessary control blocks generated directly from the screen layout. This makes coding new screens and changing existing screens extremely simple while reducing the chance for error. The existing Basic Mapping Support Facilities of CICS are used to provide the execution time map retrieval, interpretation services.

Optional features allow the user to explicitly name fields, to repeat fields (VS), insert EDIT words in a DSECT (VS) and to preview an output screen on a 3270 prior to coding the application program.

This systems guide provides the Systems Analyst with the necessary information on the design, logic and coding of the system to enable him to make modifications, diagnose program errors and perform program maintenance.

Manual, 30 pages  
SLSS - ORDER NO. SUBSCRIPTION ONLY

3821-1447

CONVERSION AID: IBM DOS/VS ANS COBOL FROM BURROUGHS B5500 COBOL - FDP 5798-CBP, NOTICE

This 4 page document, written in Assembler, describes the purpose and highlights of Conversion Aid: IBM DOS/VS ANS COBOL from Burroughs B5500 COBOL. The most important functions provided by this program are:

1. Conversion of free form Burroughs code to ANS COBOL format.
2. Character translation (Burroughs to EBCDIC)
3. Expansion of common Burrough's abbreviations to ANS COBOL forms.
4. Implementation of the Burrough's capability to 'copy' previous Data-name levels into adjusted level numbers.
5. Initialization of data in working storage.
6. Conversion of Burrough's relational operator's to ANS COBOL format.

This Availability Notice contains complete ordering information for the Field Developed Program and all its related documentation, for management and data processing personnel who are prospective users of the program and others who require information concerning it.

Availability Notice, 4 pages  
/////5798-CBP

SB21-1448

CONVERSION AID: IBM DOS/VS ANS COBOL FROM BURROUGHS B5500 COBOL - FDP 5798-CBP, DESCRIPTION/OPERATIONS

This 40 page document, written in Assembler, describes the capabilities of the FDP and the programs of the Conversion Aid: IBM DOS/VS ANS COBOL from Burroughs B5500 COBOL.

The most important functions provided by this program are:

1. Conversion of free form Burroughs code to ANS COBOL format.
2. Character translation (Burroughs to EBCDIC)
3. Expansion of common Burrough's abbreviations to ANS COBOL forms.
4. Implementation of the Burrough's capability to 'copy' previous Data-name levels into adjusted level numbers.
5. Initialization of data in working storage.
6. Conversion of Burrough's relational operator's to ANS COBOL format.

This Program Description/Operations Manual provides the user with sufficient information to understand, install and successfully use the program.

Manual, 40 pages  
/////5798-CBP

GB21-1456

EXTENDING SEQUENTIAL DISK FILES FOR DOS/VS - FDP 5798-CBN, NOTICE

This 2 page Availability Notice, written in Assembler, describes the purpose and highlights of Extending Sequential Disk Files for DOS/VS.

This FDP can help improve performance and reduce disk storage requirements for applications that add records to the end of a sequential disk file, thus, eliminating the need to re-copy the files. The subroutines in this FDP will be included in the user's assembler or COBOL programs

through a CALL instruction. The FDP supports 2314, 3330, and 3340 DASD devices, and does not require special pre-formatting of extents. Blocked or unblocked fixed length records may be added to sequential files and subsequently access through the standard DOS/VS sequential access methods via logical IOCS. Multiple files may be accessed in a user's program though only one copy of the FDP is included in the user's program.

This Availability Notice contains complete ordering information for the Field Developed Program and all its related documentation, for management and data processing personnel who are prospective users of the program and others who require information concerning it.  
Flyer, 2 pages  
/////5798-CBN

SB21-1457

EXTENDING SEQUENTIAL DISK FILES FOR DOS/VS - FDP 5798-CBN, DESCRIPTION/OPERATIONS

This 22 page document, written in Assembler, describes the capabilities of the FDP and the programs of the Extending Sequential Disk Files for DOS/VS.

This FDP can help improve performance and reduce disk storage requirements for applications that add records to the end of a sequential disk file, thus, eliminating the need to re-copy the files. The subroutines in this FDP will be included in the user's assembler or COBOL programs through a CALL instruction. The FDP supports 2314, 3330, and 3340 DASD devices, and does not require special pre-formatting of extents. Blocked or unblocked fixed length records may be added to sequential files and subsequently access through the standard DOS/VS sequential access methods via logical IOCS. Multiple files may be accessed in a user's program though only one copy of the FDP is included in the user's program.

This Program Description/Operations Manual provides the user with sufficient information to understand, install and successfully use the program.  
Manual, 22 pages  
/////5798-CBN

LB21-1458

EXTENDING SEQUENTIAL DISK FILES FOR DOS/VS - FDP 5798-CBN, SYSTEMS GUIDE

This 12 page document, written in Assembler, describes the steps necessary to modify the Extending Sequential Disk Files for DOS/VS.

This FDP can help improve performance and reduce disk storage requirements for applications that add records to the end of a sequential disk file, thus, eliminating the need to re-copy the files. The subroutines in this FDP will be included in the user's assembler or COBOL programs through a CALL instruction. The FDP supports 2314, 3330, and 3340 DASD devices, and does not require special pre-formatting of extents. Blocked or unblocked fixed length records may be added to sequential files and subsequently access through the standard DOS/VS sequential access methods via logical IOCS. Multiple files may be accessed in a user's program though only one copy of the FDP is included in the user's program.

This systems guide provides the Systems Analyst with the necessary information on the design, logic and coding of the system to enable him to make modifications, diagnose program errors and perform program maintenance.

Manual, 12 pages  
SLSS - ORDER NO. SUBSCRIPTION ONLY

GB21-1492

CICS/ENTRY SYSTEM STATISTICS - FDP 5798-CBZ, NOTICE

This 4 page document, written in Assembler, describes the purpose and highlights of CICS/Entry System Statistics.

This FDP operates as a standard task under CICS DOS Entry 5736XX6. It will operate under either DOS or DOS/VS, with CICS Entry running either virtual or real. The function of this CICS task is to display on a 3270 Model 2 terminal all the critical statistics, sizes and counters in a CICS Entry system. It can be used as a task to validate the initial generation of a CICS system. It can be used to monitor the effect of changes to a generated CICS system. It eliminates difficult searching through memory dumps or lengthy calculations to determine the size of the various components of CICS. Once a system is successfully installed, this task can be used to dynamically monitor system activity and parameters. For example, it is possible from a terminal to determine the current settings of things such as max tasks or the storage cushion. Any significant parameters that are not at normal value such as max tasks or the storage cushion. Any significant parameters that are not at normal value such as "dump count" not are displayed in high intensity mode on the 3270. An existing FDP, 5798-AXR CICS Dynamic Map, does not support DOS/CICS Entry. This proposed FDP would compliment the existing CICS FDP/IUP programs.

This Availability Notice contains complete ordering information for the Field Developed Program and all its related documentation, for management and data processing personnel who are prospective users of the program and others who require information concerning it.  
Flyer, 4 pages  
/////5798-CBZ



SB21-1493

CICS/ENTRY SYSTEM STATISTICS FDP 5798-CBZ  
DESCRIPTION/OPERATIONS

This 12 page document, written in Assembler, describes the capabilities of the FDP and the programs of the CICS/Entry System Statistics.

This FDP operates as a standard task under CICS DOS Entry 5736XX6. It will operate under either DOS or DOS/VS, with CICS Entry running either virtual or real. The function of this CICS task is to display on a 3270 Model 2 terminal all the critical statistics, sizes, and counters in a CICS Entry system. It can be used as a task to validate the initial generation of a CICS system. It can be used to monitor the effect of changes to a generated CICS system. It eliminates difficult searching through memory dumps or lengthy calculations to determine the size of the various components of CICS. Once a system is successfully installed, this task can be used to dynamically monitor system activity and parameters. For example, it is possible from a terminal to determine the current settings of things such as max tasks or the storage cushion. Any significant parameters that are not at normal value such as "dump count" not 0 are displayed in high intensity mode on the 3270. An existing FDP, 5798-AXR CICS Dynamic Map, does not support DOS/CICS Entry. This proposed FDP would compliment the existing CICS FDP/IUP programs.

This Program Description/Operations Manual provides the user with sufficient information to understand, install and successfully use the program.  
Manual, 12 pages  
/////5798-CBZ

GB21-1498

CICS/VOLUME TEST FACILITY - FDP 5798-CDJ, NOTICE

This document, written in Assembler, describes the purpose and highlights of CICS/Volume Test Facility.

CICS Volume Test Facility provides the user with the capability to stress his total teleprocessing system in a production-like environment. The need for volume testing when undertaking changes in terminals, in network configuration, in central hardware systems, in control programs, or in applications is answered by this FDP.

When the Volume Test Facility is installed, the user will be able to use his own terminals and communications network and/or simulated facilities without the need for manning the physical terminals. He will be able to collect test data during normal production. He will use his own application and control programs during the test. He will be able to control the transaction rate, receive feedback on test progress during the test, and change testing parameters dynamically. Statistics in printed form are provided at the conclusion of the test. Each test can be controlled by a single analyst and can be repeated.

This Availability Notice contains complete ordering information for the Program and all its related documentation, for management and data processing personnel who are prospective users of the program and others who require information concerning it.  
Availability Notice, 4 pages  
/////5798-CDJ

SB21-1499

CICS/VOLUME TEST FACILITY - FDP 5798-CDJ DESCRIPTION/OPERATIONS

This document, written in Assembler, describes the capabilities of the FDP and the programs of the CICS/Volume Test Facility.

CICS Volume Test Facility provides the user with the capability to stress his total teleprocessing system in a production-like environment. The need for volume testing when undertaking changes in terminals, in network configuration, in central hardware systems, in control programs, or in applications is answered by this FDP.

When the Volume Test Facility is installed, the user will be able to use his own terminals and communications network and/or simulated facilities without the need for manning the physical terminals. He will be able to collect test data during normal production. He will use his application and control programs during the test. He will be able to control the transaction rate receive feedback on test progress during the test, and change testing parameters dynamically. Statistics in printed form are provided at the conclusion of the test. Each test can be controlled by a single analyst and can be repeated.

This Program Description/Operations Manual provides the user with sufficient information to understand, install and successfully use the program.  
Manual, 156 pages  
/////5798-CDJ

GB21-1504

CICS NETWORK ACTIVITY SIMULATOR - FDP 5798-CCH, NOTICE

This document, written in Assembler, describes the purpose and highlights of CICS Network Activity Simulator.

This Field Developed Program provides a means of using sequential input support of CICS while introducing delays between messages that would simulate the input messages through a terminal or line. Multiple streams could simulate a multi-line configuration allowing for a controlled rate of messages being processed. Thus by bending the system's resources, the user is able to measure impact on response time, paging, utilization, etc., by comparative analysis.

This Availability Notice contains complete ordering information for the Program and all its related documen-

tation, for management and data processing personnel who are prospective users of the program and others who require information concerning it.

Availability Notice, 4 pages  
/////5798-CCH

SB21-1505

CICS NETWORK ACTIVITY SIMULATOR - FDP 5798-CCH, DESCRIPTION/OPERATIONS

This document, written in Assembler, describes the capabilities of the FDP and the programs of the CICS Network Activity Simulator.

This Field Developed Program provides a means of using sequential input support of CICS while introducing delays between messages that would simulate the input messages through a terminal or line. Multiple streams could simulate a multi-line configuration allowing for a controlled rate of messages being processed. Thus by bending the system's resources, the user is able to measure impact on response time, paging, utilization, etc., by comparative analysis.

This Program Description/Operations Manual provides the user with sufficient information to understand, install and successfully use the program.  
Manual, 126 pages  
/////5798-CCH

GB21-1507

CICS PLOT-FDP 5798-CCG, NOTICE

This document, written in Assembler, describes the purpose and highlights of CICS PLOT.

This Field Developed Program allows the CICS/VS user to manage the static storage requirements of CICS/VS and to optimize the real storage demands of the CICS system. The product displays both the virtual composition of the CICS/VS partition and the real storage residency of the virtual pages. It will also provide a working set summary which displays the total storage requirements for the resident operating system and the CICS/VS partition.

This Availability Notice contains complete ordering information for the Program and all its related documentation, for management and data processing personnel who are prospective users of the program and others who require information concerning it.  
Availability Notice, 4 pages  
/////5798-CCG

SB21-1508

CICS PLOT - FDP 5798-CCG, DESCRIPTION/OPERATIONS

This document written in Assembler, describes the capabilities of the FDP and the programs of the CICS PLOT.

This Field Developed Program allows the CICS/VS user to manage the static storage requirements of CICS/VS and to optimize the real storage demands of the CICS system. The product displays both the virtual composition of the CICS/VS partition and the real storage residency of the virtual pages. It will also provide a working set summary which displays the total storage requirements for the resident operating system and the CICS/VS partition.

This Program Description/Operations Manual provides the user with sufficient information to understand, install and successfully use the program.  
Manual, 58 pages  
/////5798-CCG

GB21-1510

VANDL-1 - DL/I DATABASE UTILITY - FDP 5798-CDH, NOTICE

This 2 page document, written in Assembler, describes the purpose and highlights of VANDL-1 DL/I Database Utility.

This Field Developed Program provides VANDL-1 and DL/I users with a quick, efficient technique for generating data base back-up tapes and for restoring to disk from tape. Up to eight VANDL-1 or fifteen DL/I data bases may be copied in a single execution. In addition, the programs have been developed to assist users in converting from VANDL-1 to DL/I since a tape copied from a VANDL-1 data base may be used to restore to a DL/I database.

This Availability Notice contains complete ordering information for the Field Developed Program and all its related documentation, for management and data processing personnel who are prospective users of the program and others who require information concerning it.  
Availability Notice, 2 pages  
/////5798-CDH

SB21-1511

VANDL-1 - DL/I DATABASE UTILITY - FDP 5798-CDH, DESCRIPTION/OPERATIONS

This 16 page document, written in Assembler, describes the capabilities of the FDP and the programs of the VANDL-1 - DL/I Database Utility.

This Field Developed Program provides VANDL-1 and DL/I users with a quick, efficient technique for generating data base back-up tapes and for restoring to disk from tape. Up to eight VANDL-1 or fifteen DL/I data bases may be copied in a single execution. In addition, the programs have been developed to assist users in converting from VANDL-1 to DL/I since a tape copied from a VANDL-1 data base may be used to restore to a DL/I database.

This Program Description/Operations Manual provides the user with sufficient information to understand, install and successfully use the program.  
Manual, 16 pages

////5798-CDH

LB21-1512

VANDL-1 DL/I DATA BASE UTILITY, FDP 5798-CDH SYSTEMS GUIDE  
FDP 5798-CDH

This 13 page document, written in Assembler, describes the steps necessary to modify the VANDL-1 - DL/I Database Utility.

This Field Developed Program provides VANDL-1 and DL/I users with a quick, efficient technique for generating data base back-up tapes and for restoring to disk from tape. Up to eight VANDL-1 or fifteen DL/I data bases may be copied in a single execution. In addition, the programs have been developed to assist users in converting from VANDL-1 to DL/I since a tape copied from a VANDL-1 database may be used to restore to a DL/I database.

This systems guide provides the Systems Analyst with the necessary information on the design, logic and coding of the system to enable him to make modifications, diagnose program errors and perform program maintenance.  
Systems Guide, 13 pages  
SLSS - ORDER NO. SUBSCRIPTION ONLY

GB21-1513

POWER/VS AND PERFORMANCE ANALYZER FDP 5798-CDG, NOTICE

This 8 page document, written in COBOL/Assembler, describes the purpose and highlights of POWER/VS Cost and Performance Analyzer.

POWER/VS provides accounting records which contain important information concerning system utilization. The FDP reads these records and generates summary reports which should prove to be of significant benefit to data processing management. Reports include Execution (CPU), I/O Device Activity, RJE, and a Cost Analysis report based on user-specified cost figures. The FDP provides the facility to accumulate daily information for monthly reports. A user modification and/or addition may be developed to use these summary records for monthly billing.

The POWER/VS Cost and Performance Analyzer will provide valuable operating information to Data Processing and Operation Managers. System tuning will be possible by using the Performance Report to change placements of high activity files and indicate where excessive time and resources are used. From the Monthly Cost Analysis (which may be run at any desired frequency), a more enlightened view of computer costs may be obtained. Billing is facilitated because the data needed is available in a tape or disk record and need only be processed against the users customer data as bills are printed.

This Availability Notice contains complete ordering information for the Field Developed Program and all its related documentation, for management and data processing personnel who are prospective users of the program and others who require information concerning it.  
Availability Notice, 8 pages  
////5798-CDG

SB21-1514

POWER/VS COST AND PERFORMANCE ANALYZER - FDP 5798-CDG, DESCRIPTION/OPERATIONS

This 71 page document, written in COBOL/Assembler, describes the capabilities of the FDP and the programs of the POWER/VS Cost and Performance Analyzer.

POWER/VS provides accounting records which contain important information concerning system utilization. The FDP reads these records and generates summary reports which should prove to be of significant benefit to data processing management. Reports include Execution (CPU), I/O Device Activity, RJE, and a Cost Analysis report based on user-specified cost figures. The FDP provides the facility to accumulate daily information for monthly reports. A user modification and/or addition may be developed to use these summary records for monthly billing.

The POWER/VS Cost and Performance Analyzer will provide valuable operating information to Data Processing and Operation Managers. System tuning will be possible by using the Performance Report to change placements of high activity files and indicate where excessive time and resources are used. From the Monthly Cost Analysis (which may be run at any desired frequency), a more enlightened view of computer costs may be obtained. Billing is facilitated because the data needed is available in a tape or disk record and need only be processed against the users customer data as bills are printed.

This Program Description/Operations Manual provides the user with sufficient information to understand, install and successfully use the program.  
Manual, 71 pages  
////5798-CDG

LB21-1515

POWER/VS COST & PERFORMANCE ANALYZER, FDP 5798-CDG SYSTEMS GUIDE

This 21 page document, written in COBOL/Assembler, describes the steps necessary to modify the POWER/VS Cost and Performance Analyzer.

POWER/VS provides accounting records which contain important information concerning system utilization. The FDP reads these records and generates summary reports which should prove to be of significant benefit to data processing management. Reports include Execution (CPU), I/O Device Activity, RJE, and a Cost Analysis report based on user-

specified cost figures. The FDP provides the facility to accumulate daily information for monthly reports. A user modification and/or addition may be developed to use these summary records for monthly billing.

The POWER/VS Cost and Performance Analyzer will provide valuable operating information to Data Processing and Operation Managers. System tuning will be possible by using the Performance Report to change placements of high activity files and indicate where excessive time and resources are used. From the Monthly Cost Analysis (which may be run at any desired frequency), a more enlightened view of computer costs may be obtained. Billing is facilitated because the data needed is available in a tape or disk record and need only be processed against the users customer data as bills are printed.

This systems guide provides the Systems Analyst with the necessary information on the design, logic and coding of the system to enable him to make modifications, diagnose program errors and perform program maintenance.  
Manual, 21 pages  
SLSS - ORDER NO. SUBSCRIPTION ONLY

GB21-1546

1400 COMPATABILITY ACCESS ROUTINE - FDP 5798-CDB, NOTICE

This 4 page document, written in Assembler, describes the purpose and highlights of 1400 Compatibility Access Routine.

Through the use of this Field Developed Program a System/370 COBOL or Assembler Language program can access disk data files which are in the 1400 Emulator format. The FDP does not require the use of the 1400 Emulator, therefore, orderly conversion of 1400 emulated applications to System/370 native mode operations under DOS/VS is possible. The FDP supports 1311, 1301 and 1405 type files emulated on a 3330 or 3340 Direct Access Storage Device. Data files can be in the track or sector format and in either move or load mode.

This Availability Notice contains complete ordering information for the Field Developed Program and all its related documentation, for management and data processing personnel who are prospective users of the program and others who require information concerning it.  
Availability Notice, 4 pages  
////5798-CDB

SB21-1547

1400 COMPATABILITY ACCESS ROUTINE - FDP 5798-CDB, DESCRIPTION/OPERATIONS

This 20 page document, written in Assembler, describes the capabilities of the FDP and the programs of the 1400 Compatibility Access Routine.

Through the use of this Field Developed Program a System/370 COBOL or Assembler Language program can access disk data files which are in the 1400 Emulator format. The FDP does not require the use of the 1400 Emulator, therefore, orderly conversion of 1400 emulated applications to System/370 native mode operations under DOS/VS is possible. The FDP supports 1311, 1301 and 1405 type files emulated on a 3330 or 3340 Direct Access Storage Device. Data files can be in the track or sector format and in either move or load mode.

This Program Description/Operations Manual provides the user with sufficient information to understand, install and successfully use the program.  
Manual, 20 pages  
////5798-CDB

GB21-1566

S/370 RPG II ANALYSIS AND DOCUMENTATION AID - 5798-CDL, NOTICE

This 4 page document, written in RPG II, describes the purpose and highlights of S/370 RPG II Analysis and Documentation Aid.

This FDP consists of two groups of programs and sorts which produce six different documentation/trouble shooting aids. The first group produces field and indicator cross-references on an individual RPG II program. The second group uses as its input data all of the customer's RPG II source decks from which it produces cross-reference analyses and documentation concerning programs, files and field usage in the users system.

This Availability Notice contains complete ordering information for the Field Developed Program and all its related documentation, for management and data processing personnel who are prospective users of the program and others who require information concerning it.  
Availability Notice, 4 pages  
////5798-CDL

SB21-1567

S/370 RPG II ANALYSIS AND DOCUMENTATION AID - FDP 5798-CDL, DESCRIPTION/OPERATIONS

This 45 page document, written in RPG II, describes the capabilities of the FDP and the programs of the S/370 RPG II Analysis and Documentation Aid.

This FDP consists of two groups of programs and sorts which produce six different documentation/trouble shooting aids. The first group produces field and indicator cross-references on an individual RPG II program. The second group uses as its input data all of the customer's RPG II source decks from which it produces cross-reference analyses and documentation concerning programs, files, and field usage in the users system.

This Program Description/Operations Manual provides the



user with sufficient information to understand, install and successfully use the program.  
Manual, 45 pages  
/////5798-CDL

## LB21-1568

S/370 RPG II ANALYSIS AND DOCUMENTATION AID - FDP 5798-CDL, SYSTEMS GUIDE  
This 10 page document, written in RPG II, describes the steps necessary to modify the S/370 RPG II Analysis and Documentation Aid.

This FDP consists of two groups of programs and sorts which produce six different documentation/trouble shooting aids. The first group produces field and indicator cross-references on an individual RPG II program. The second group uses as its input data all of the customer's RPG II source decks from which it produces cross-reference analyses and documentation concerning programs, files and field usage in the users system.

This systems guide provides the Systems Analyst with the necessary information on the design, logic and coding of the system to enable him to make modifications, diagnose program errors and perform program maintenance.

Manual, 10 pages  
SLSS - ORDER NO. SUBSCRIPTION ONLY

## GB21-1581

IMS MONITOR SUMMARY AND SYSTEMS ANALYSIS PROGRAMS - FDP 5798-CDT, NOTICE

This document, written in ALC, describes the purpose and highlights of IMS Monitor Summary and Systems Analysis Programs.

The IMS Monitor Summary and System Analysis Program (IMSASAP) is a set of programs designed to process DFSTRAPC output data from either IMS DC Monitor (Field Developed Program Number 5798-BDF) or IMS/VS Monitor (IMS/VS 1.0.1). It uses a subset of data collected by DFSTRAPC to produce several selectable, additional monitor type reports designed to fill the need of management, system analysts and programmers. The IMSASAP System output enables the user to analyze and adjust the parameters of a IMS On-Line System for optimum operations and performance.

This Availability Notice contains complete ordering information for the Field Developed Program and all its related documentation, for management and data processing personnel who are prospective users of the program and others who require information concerning it.

Availability Notice, 6 pages  
/////5798-CDT

## SB21-1582

IMS MONITOR SUMMARY AND SYSTEMS ANALYSIS PROGRAMS - FDP 5798-CDT, DESCRIPTION/OPERATIONS

This document, written in ALC, describes the capabilities of the FDP and the programs of the IMS Monitor Summary and Systems Analysis Programs.

The IMS Monitor Summary and System Analysis Program (IMSASAP) is a set of programs designed to process DFSTRAPC output data from either IMS DC Monitor (Field Developed Program Number 5798-BDF) or IMS/VS Monitor (IMS/VS 1.0.1). It uses a subset of data collected by DFSTRAPC to produce several selectable, additional monitor type reports designed to fill the need of management, system analysts and programmers. The IMSASAP System output enables the user to analyze and adjust the parameters of a IMS On-Line System for optimum operations and performance.

This Program Description/Operations Manual provides the user with sufficient information to understand, install and successfully use the program.

Manual, 78 pages  
/////5798-CDT

## GB21-1586

IMS DICTIONARY SYSTEM ENHANCEMENTS - FDP 5798-CEE, NOTICE

This document, written in Assembler, describes the purpose and highlights of IMS Dictionary System Enhancements.

The following are enhancements to be included in this product.

- o Improved messages for structures out
- o Indented COBOL Structures
- o Global status, language, occurrence number
- o On-line audit trail
- o Improved on-line support
- o Assembly language components
- o Syntax flush control

Other enhancements will be announced when available.

- o COBOL-IN
- o Character String-Scan
- o Copy function
- o Delete from command
- o SEG-REPORT to show SEG-DBS intersection data.

This Availability Notice contains complete ordering information for the Field Developed Program and all its related documentation, for management and data processing personnel who are prospective users of the program and others who require information concerning it.

Availability Notice, 4 pages  
/////5798-CEE

## SB21-1587

IMS DICTIONARY SYSTEM ENHANCEMENTS - FDP 5798-CEE, DESCRIPTION/OPERATIONS

This document, written in Assembler, describes the capabilities of the FDP and the programs of the IMS Dictionary System Enhancements.

The following are enhancements to be included in this product.

- o Improved messages for structures out
- o Indented COBOL Structures
- o Global status, language, occurrence number
- o On-line audit trail
- o Improved on-line supports
- o Assembly language components
- o Syntax flush control

Other enhancements will be announced when available.

- o COBOL-IN
- o Character String-Scan
- o Copy function
- o Delete from command
- o SEG-REPORT to show SEG-DBS intersection data.

This Program Description/Operations Manual provides the user with sufficient information to understand, install and successfully use the program.

Manual, 59 pages  
/////5798-CEE

## GB21-9893

VM/SGP STATISTICS GENERATING PACKAGE, REPORT BROCHURE - IUP 5796-PDD

This manual provides some sample reports produced using VM/SGP. These reports will serve to indicate the types of detail which may be presented in report form by using this IUP. The use of the VM/SGP "language" is also shown for each report illustrated.

Manual  
/////5796-PDD

## GB21-9949

IBM CUSTOMER INFORMATION FDP/IUP REFERENCE SUMMARY

This informative booklet is intended for customer use and reflects the most recent inventory of available FDP's and IUP's. It contains program numbers, prices, and order numbers of customer-available documents supporting those programs.

Booklet, 3 5/8 x 8 1/2 inches, 26 pages  
360,370//20//

## GCB4-5104

OS/VS1 MASTER INDEX

Master index for OS/VS1.

Microfiche

SLSS - ORDER NO. SUBSCRIPTION ONLY

## LCB6-3772

IBM SYSTEM/360 OS ASSEMBLER H - PROGRAM NUMBER 5734-AS1

The IBM System/360 Operating System Assembler H 5734-AS1 is an assembler language processor that extends the basic assembler language and the macro and conditional-assembler language. It is designed to perform high-speed assemblies on IBM System/360, Models 40 and larger, that have at least 256K bytes of main storage.

Microfiche, 84 cards  
SLSS - ORDER NO. SUBSCRIPTION ONLY

## GCB8-6796

IBM 2947-4 CHECK COLLECTION CONTROLLER (RPQ #888264)

SEQUENTIAL ACCESS METHOD (CSAM) MAIN MODULE-DOS

MICROFICHE LISTING, PROG. NO. 5799-WAF

Assembly Program Listing for the Main Module of Program 5799-WAF. Data Management and I/O Routines for the 2947-4.

Microfiche

SLSS - ORDER NO. SUBSCRIPTION ONLY

## GCB8-6797

IBM 2947-4 CHECK COLLECTION CONTROLLER (RPQ #888264)

SEQUENTIAL ACCESS METHOD (CSAM) ERR MODULE-DOS

MICROFICHE LISTING - PROGRAM NUMBER 5799-WAF

Assembly Program Listing for the Error Recovery Routine/Procedures Module of Program 5799-WAF.

Microfiche

SLSS - ORDER NO. SUBSCRIPTION ONLY

## GCB8-6798

IBM 2947-4 CHECK COLLECTION CONTROLLER (RPQ #888264)

SEQUENTIAL ACCESS METHOD (CSAM) MAIN MODULE-OS

MICROFICHE LISTING - PROGRAM NUMBER 5799-WAG

Assembly Program Listing for the Main Module of Program 5799-WAG. Data Management and I/O Routines for the 2947-4.

Microfiche

SLSS - ORDER NO. SUBSCRIPTION ONLY

## GCB8-6799

IBM 2947-4 CHECK COLLECTION CONTROLLER (RPQ #888264)

SEQUENTIAL ACCESS METHOD (CSAM) ERR MODULE-OS

MICROFICHE LISTING - PROGRAM NUMBER 5799-WAG

Assembly Program Listing for the Error Recovery

Routine/Procedures Module of Program 5799-WAG.  
Microfiche  
SLSS - ORDER NO. SUBSCRIPTION ONLY

used in the full spectrum of commercial applications.  
Student Text, 70 pages  
SLSS - ORDER NO. SUBSCRIPTION ONLY

SC09-0007

VANDL-1 PRPO DESCRIPTION AND OPERATION MANUAL (VANCOUVER DATA LANGUAGE ONE) - PROGRAM NUMBER 5799-AEY  
This manual provides a general introduction to VANDL-1 which consists of processing modules designed to facilitate the implementation of small to medium data bases under DOS.  
DP Manual, 228 pages  
SLSS - ORDER NO. SUBSCRIPTION ONLY

GC20-1663

OS (& OS/VS) DEVELOPMENT SUPPORT LIBRARIES: INSTALLATION MANAGEMENT TEXT  
The purpose of this document is to illustrate how job control statements, cataloged procedures, and OS utilities can be used to create, use, and maintain a machine-readable program development support library system on direct access storage. The examples in the Text are based on OS/MVT Release 21.6 and OS/VS2 Release 1.  
Manual  
SLSS - ORDER NO. SUBSCRIPTION ONLY

SC19-0004

IBM SYSTEM/370 INSTALLATION MANUAL -- PHYSICAL PLANNING  
Contains information necessary for planning the physical installation of the IBM System/370 in World Trade countries. It includes floor planning information, as well as electrical environmental, and structural requirements. Detailed cable charts are provided.  
Manual, 400 pages  
SLSS - ORDER NO. SUBSCRIPTION ONLY

GC20-1668

DATA COMMUNICATIONS PRIMER: STUDENT TEXT  
This manual is intended for the user of data processing equipment who has a need for data communications services. It introduces the reader to the world of data communications and enables him to approach the common carriers for competent, detailed, up-to-date information on facilities, specifications and tariffs to satisfy his needs.  
Student Text  
SLSS - ORDER NO. SUBSCRIPTION ONLY

GC20-1618

NUMBER SYSTEMS - STUDENT TEXT  
This IBM student text on number systems presents a brief review of the principles of positional notation, as applied to the binary and hexadecimal systems of notation. The publication covers the operations of binary and hexadecimal arithmetic, decimal-binary - hexadecimal base conversion, and the principles of base and base-minus-one complementation.  
Student Text, 32 pages  
SLSS - ORDER NO. SUBSCRIPTION ONLY

GC20-1684

INTRODUCTION TO IBM DATA PROCESSING SYSTEMS: STUDENT TEXT  
This manual presents concepts and principals essential to a basic knowledge of computers. It is designed for use in training programs that serve as prerequisites for a detailed study of an IBM system. Covered in general terms are topics such as Data Representation, Storage Devices, CPW Functions, I/O Devices, Stored Program Principles, Programming Systems, Operating Systems, Conversion, and Procedural Controls. Reference to specific Systems is made to illustrate general principles.  
Manual, 112 pages  
SLSS - ORDER NO. SUBSCRIPTION ONLY

SC20-1637

A GUIDE TO PL/I FOR FORTRAN USERS: STUDENT TEXT  
This manual is an introductory guide to PL/I written especially for those who have a working knowledge of FORTRAN II or IV. No particular machine implementation of FORTRAN or PL/I has been assumed. Part 1 gives a broad survey of PL/I. A sample program illustrating some of the principle features of the language is explained step by step.  
Part 2 gives sufficient detail for the user to be able to write a straightforward program for himself. It is not a rigorous exposition. Examples have been used to clarify the text. The terminology used is intended to be that which is familiar to a FORTRAN user.  
Part 3 describes concepts not familiar to FORTRAN users, although some of them are familiar to those who know COBOL or ALGOL. Where references to COBOL or ALGOL will help readers who know these languages, the reference is made, but the explanation is also given in full for those who do not.  
This guide does not attempt to cover all the features of the language. Many facilities have not been mentioned at all, and some of the statements and features have not been explained in full detail.  
Student Text, 38 pages  
SLSS - ORDER NO. SUBSCRIPTION ONLY

GC20-1686

OCR INPUT PREPARATION GUIDE FOR THE IBM 1287/1288 OPTICAL CHARACTER READERS  
This manual is a guide to achieving acceptable input quality for IBM's 1287 and 1288. The topics stressed include sample document designs from several application areas, human factors considerations, document design specifications and procedures, a discussion of important considerations for each type of OCR input device, and a description of some OCR support services available to IBM customers.  
DP Techniques Manual, 86 pages  
360,370/04//1287,1288/

GC20-1699

DATA PROCESSING GLOSSARY  
This glossary contains over 2,000 definitions of terms in the data processing field. It contains definitions from:  
1. The American National Standard Vocabulary for Information Processing, published by the American National Standards Institute, Inc. (ANSI).  
2. The proposed American National Standard Vocabulary.  
3. The IBM Data Communications Glossary (GC20-1666).  
4. The IBM Glossary of Information Processing.  
Manual, 136 pages  
SLSS - ORDER NO. SUBSCRIPTION ONLY

SC20-1649

INTRODUCTION TO IBM DIRECT-ACCESS STORAGE DEVICES AND ORGANIZATION METHODS: STUDENT TEXT  
This text discusses the physical characteristics and capacities of the following Direct Access Storage Devices available for System/360 Models 25, 30, 44, 50, 65, 67, 75, and 85:  
2301 Drum Storage  
2302 Disk Storage  
2303 Drum Storage  
2311 Disk Storage Drive  
2314 Direct Access Storage Facility  
2321 Data Cell Drive  
The file organization methods and access methods provided for these devices by the IBM System/360 Operating System, the IBM System/360 Disk Operating System and the IBM System/360 Basic Operating System are also discussed. The uses of direct access storage, basic terminology, and the establishment of controls for a direct access system are other topics addressed by this text. Most of the chapters end with student exercises, answers to which may be found at the end of the manual.

No attempt at completeness is made. Refer to the publications listed in the Bibliography for additional details.  
Student Text, 120 pages  
SLSS - ORDER NO. SUBSCRIPTION ONLY

GC20-1729

A GUIDE TO THE IBM SYSTEM/370 MODEL 155  
This guide presents hardware, programming systems, and other pertinent information about the IBM System/370 Model 155 that describes its significant new features and advantages. Features of a Model 155 II are indicated also. The contents are intended to acquaint the reader with the Model 155 and to be of benefit in planning for its installation.  
Manual, 192 pages  
3155//01///

GC20-1730

A GUIDE TO THE IBM SYSTEM/370 MODEL 165  
This guide presents hardware, programming systems, and other pertinent information about the IBM System/370 Model 165 that describes its significant new features and advantages. Features of a Model 165 II are indicated also. The contents are intended to acquaint the reader with the Model 165 and to be of benefit in planning for its installation.  
Manual, 160 pages  
3165//01///

SC20-1651

A GUIDE TO PL/I FOR COMMERCIAL PROGRAMMERS (STUDENT TEXT)  
PL/I is a multipurpose, high-level programming language that enables the programming not only of commercial and scientific applications but also of real-time and systems applications. It also permits a programmer to use the full power of his computer in an efficient manner and to program applications in a relatively machine-independent fashion.  
This publication presents those features of PL/I that apply to commercial data processing. It does not restrict itself to a particular aspect of commercial data processing but attempts to discuss all features of PL/I that may be

GC20-1733

IBM 1287/1288 OCR ERROR RECOVERY GUIDE  
Discusses tools, techniques, and methods of importance for error recovery when planning, programming, and installing the IBM 1287 and IBM 1288 Optical Character Readers.  
Data Processing Technique Manual, 28 pages  
360,370/04//1287,1288/

GC20-1734

A GUIDE TO THE IBM SYSTEM/370 MODEL 145

This guide presents hardware, programming systems, and other pertinent information about the IBM System/370 Model 145 that describes its significant new features and advantages. The contents are intended to acquaint the reader with the Model 145 and to be of benefit in planning for its installation.

Associated with this guide are four optional supplements that describe operating systems for the Model 145 that support a virtual storage environment. Each supplement has its own form number and must be ordered individually, if required. Optional supplements are the following:

- o DOS/Virtual Storage Features Supplement (GC20-1756)
- o OS/Virtual storage 1 Features Supplement (GC20-1752)
- o OS/Virtual Storage 2 Features Supplement (GC20-1753)
- o Virtual Machine Storage 2 Features Supplement (GC20-1757)

Manual, 264 pages  
3145//01///

GC20-1738

A GUIDE TO THE IBM SYSTEM/370 MODEL 135

This guide presents hardware, programming systems, and other pertinent information about the IBM System/370 Model 135 that describes its significant new features and advantages. The contents are intended to acquaint the reader with the Model 135 and to be of benefit in planning for its installation.

Associated with this guide are three optional supplements that describe operating systems for the Model 135 that support a virtual storage environment. Each supplement has its own form number and must be ordered individually, if required. Optional supplements are the following:

- o DOS/Virtual Storage Features Supplement (GC20-1756)
- o OS/Virtual Storage 1 Features Supplement (GC20-1752)
- o Virtual Machine Facility/370 Features Supplement (GC20-1757)

Manual, 316 pages  
3135//01///

GC20-1739

HANDPRINTING CONSIDERATIONS FOR THE IBM 1287/1288OPTICAL CHARACTER READERS

This publication was written to help determine why handprinted characters reject or substitute, and to help define input problems related to character shape and size. Included is general information about handprinting requirements and why characters reject or substitute. Varying character shapes and sizes are also included for reference purposes.

Data Processing Techniques Manual, 40 pages  
360,370//04//1287,1288/

GC20-1750

IBM 3881 OPTICAL MARK READER - FORMS KIT

This manual contains 41 forms designed for the IBM 3881 Optical Mark Reader. Along with each document is a brief description of the application and the use of the form with the IBM 3881. The forms are illustrated in two colors to aid with applications spanning several industries. All forms should be reviewed, as the data entry characteristics in one application are similar to those of other applications in other industries.

Manual, 88 pages  
370,5410,5415//03//3881/

GC20-1751

IBM 3881 OPTICAL MARK READER SYSTEMS DESIGN GUIDE

This manual is a guide to the design of a data entry system using OMR. The material includes forms design, operations, and programming techniques. It is intended to be used both as an instruction guide and as a resource during systems installation design.

Manual  
370,5410,5415//04//3881/

GC20-1752

OS/VS1 FEATURES SUPPLEMENT (OPTIONAL SECTION FOR GC20-1734, GC20-1738, GC20-1754, OR GC20-1755)

This supplement discusses OS/Virtual Storage 1 (OS/VS1) features and organization. Only concepts and functions of OS/VS1 that are new to and significantly different from those of OS MFT are presented in detail. Transition from OS MFT to OS/VS1 is discussed also.

This supplement is an optional section that is designed to be inserted in its entirety in any one of the following base publications, each of which contains the conceptual and System/370 hardware information required to understand the OS/VS1 discussion presented:

- o A guide to the IBM System/370 Model 135 GC20-1738
- o A guide to the IBM System/370 Model 145 GC20-1734
- o A guide to the IBM System/370 Model 158 GC20-1754
- o A guide to the IBM System/370 Model 168 (GC20-1755)

Readers who possess more than one of the above base publications need add this module to only one of the

documents as the OS/VS1, information presented applies to System/370 Models 135, 145, 158 and 168 unless otherwise indicated in the text. The contents of this supplement are designed to acquaint the OS MFT knowledgeable reader with the new facilities and advantages of OS/VS1.  
Manual, 90 pages  
//20///5741

GC20-1753

OS/VIRTUAL STORAGE 2 RELEASE 1 - FEATURES SUPPLEMENT

This supplement discusses OS/Virtual Storage 2 (OS/VS2) Release 1 features and organization. Only concepts and functions of OS/VS2 Release 1 that are new to and significantly different from those of OS MVT are presented in detail. Transition from OS MVT to OS/VS2 Release 1 is discussed also.

This supplement is an optional section that is designed to be inserted in its entirety in any one of the following base publications, each of which contains the conceptual and System/370 hardware information required to understand the OS/VS2 discussion presented:

- o A guide to the IBM System/370 Model 145 (GC20-1734)
- o A guide to the IBM System/370 Model 158 (GC20-1754)
- o A guide to the IBM System/370 Model 168 (GC20-1755)

Readers who process more than one of the above base publications need add this supplement to only one of the documents as the OS/VS2 information presented applies to System/370 Models 145, 158, and 168 unless otherwise indicated in the text. The contents of this supplement are designed to acquaint the OS MVT knowledgeable reader with the new facilities and advantages of OS/VS2 Release 1, features and organization. Only concepts and functions of OS/VS2 that are new to and significantly different from those of OS/MVT are presented in detail. Transition from MVT to OS/VS2 is discussed also.

This supplement is an optional section that is designed to be inserted in its entirety in any one of the following base publications, each of which contains the conceptual and System/370 hardware information required to understand the OS/VS2 discussion presented:

- o A guide to the IBM System/370 Model 145 GC20-1734
- o A guide to the IBM System/370 Model 158 GC20-1754
- o A guide to the IBM System/370 Model 168 GC20-1755

Readers who possess more than one of the above base publications need add this module to only one of the documents as the OS/VS2 information presented applies to System/370 Model 145, 158, and 168 unless otherwise indicated in the text.

The contents of this supplement are designed to acquaint the OS MVT knowledgeable reader with the new facilities and advantages of OS/VS2.  
Manual, 90 pages  
//20///5742

GC20-1754

A GUIDE TO THE IBM SYSTEM/370 MODEL 158

This guide presents hardware, programming systems, and other pertinent information about the IBM System/370 Model 158 that describes its significant new features and advantages. Knowledge of the IBM System/370 Model 155 is assumed. Features common to Models 155 and 158 are indicated but not discussed in detail. The contents of the guide are intended to acquaint the reader with the Model 158 and to be of benefit in planning for its installation.

Associated with this guide are four optional supplements that describe operating systems for the Model 158 that support a virtual storage environment. Each supplement has its own form number and must be ordered individually, if required. Optional supplements are the following:

- o DOS/Virtual Storage Features Supplement (GC20-1756)
- o OS/Virtual Storage 1 Features Supplement (GC20-1752)
- o OS/Virtual Storage 2 Features Supplement (GC20-1753)
- o Virtual Machine Facility/370 Features Supplement (GC20-1757)

Manual, 120 pages  
3158//01///

GC20-1755

A GUIDE TO THE IBM SYSTEM/370 MODEL 168

This guide presents hardware, programming systems, and other pertinent information about the IBM System/370 Model 168 that describes its significant new features and advantages. Knowledge of the IBM System/370 Model 165 is assumed. Features common to Models 165 and 168 are indicated but not discussed in detail. The contents of the guide are intended to acquaint the reader with the Model 168 and to be of benefit in planning for its installation.

Associated with this guide are three optional supplements that describe operating systems for the Model 168 that support a virtual storage environment. Each supplement has its own form number and must be ordered individually, if required. Optional supplements are the following:

- o OS/Virtual Storage 1 Features Supplement, GC20-1752
- o OS/Virtual Storage 2 Features Supplement, GC20-1753
- o Virtual Machine Facility/370 Features Supplement (GC20-1757)

\* Availability to be announced  
Manual, 118 pages

3168//01//

370//03//3800/

GC20-1756

DOS/VIRTUAL STORAGE FEATURES SUPPLEMENT

This supplement discusses DOS/Virtual Storage (DOS/VS) features and organization as of Release 29. Only concepts and functions of DOS/VS that are new to and significantly different from those of DOS Version 4 are presented in detail. Transition from DOS/VS is discussed also.

This supplement is an optional section that is designed to be inserted in its entirety in any one of the following base publications, each of which contains the conceptual add System/370 hardware information required to understand the DOS/VS discussion presented:

- o A Guide to the IBM System/370 Model 135 (GC20-1738)
- o A Guide to the IBM System/370 Model 145 (GC20-1734)
- o A Guide to the IBM System/370 Model 158 (GC20-1754)

Readers who possess more than one of the above base publications need add this supplement to only one of the documents as the DOS/VS information presented applies to other System/370 Models 135, 145, and 158 unless otherwise indicated in the text.

The contents of the supplement are designed to acquaint the DOS Version 4 knowledgeable reader with the new facilities and the advantages of DOS/VS.

Manual, 118 pages  
//20//5745

GC20-1757

VIRTUAL MACHINE FACILITY/370 FEATURES SUPPLEMENT

This supplement discusses Virtual Machine Facility/370 (VM/370) features and organization. It assumes knowledge of System/370 hardware and an understanding of virtual storage concepts and terminology, virtual machine concepts, and dynamic address translation hardware, as discussed in each of the base publications for which this supplement can be ordered. The operating system concepts in general and any specific operating system that is to be executed under control of VM/370 except for the Conversational Monitor System of VM/370, which is discussed in this supplement. Knowledge of Control Program 67/Cambridge Monitor System (CP-67/CMS) is not assumed.

This supplement is an optional section that is designed to be inserted in its entirety in any one of the following base publications:

- o A Guide to the IBM System/370 Model 135 (GC20-1738)
- o A Guide to the IBM System/370 Model 145 (GC20-1734)
- o A Guide to the IBM System/370 Model 158 (GC20-1754)
- o A Guide to the IBM System/370 Model 168 (GC20-1755)

Readers who possess more than one of the above base publications need add this supplement to only one of the documents since the VM/370 information presented applies to System/370 Models 135, 145, 158, and 168 unless otherwise indicated in the text.

The contents of this supplement are designed to acquaint the reader with the facilities and operation of VM/370. Types of installations that can benefit from the use of VM/370 and performance considerations are indicated also.

Manual, 244 pages  
//20//5749

GC20-1760

IBM 3886 OPTICAL CHARACTER READER FORMS KIT

This manual includes 30 forms designed for the 3886 and text describing the application. Forms are printed in two colors to illustrate design and use of forms in various industries.

Manual  
370//04//3886/

GC20-1767

OPTICAL MARK READ/CARD PRINT APPLICATION SOLUTIONS IBM

3504 and 3505 CARD READERS IBM 3525 CARD PUNCH  
This manual contains brief descriptions of application solutions using the 3504/3525 Card Subsystem with System/370 Model 125 and the 3505/3525 Card Subsystem with all models of System/370. The application solutions highlights the Optical Mark Read feature on the card reader, and the Card Print feature on card punch.

The two-color card form samples accompanying the majority of application descriptions illustrate the variety of ways of using the card subsystem to solve data processing problems in many industries. Data printed in black within the sample cards simulates 3525 card printing.

It is assumed that punched hole data will be contained in many of the application cards discussed, but the punched holes have not been represented in these illustrations.

All card documents illustrated in this publication are reduced in physical size from the standard specifications for an 80-column card.

Manual, 75 pages  
370//13//3504,3505,3525/

GC20-1775

CONCEPTS OF THE IBM 3800 PRINTING SUBSYSTEM

This manual is intended as a first reader for those users of printers who wish to take a quick look at the non-impact IBM 3800 Printing Subsystem, at its basic concepts, and at how these concepts lead to new functions that may offer different options in planning and operations. A check list is given as an aid in estimating differences in operating costs.

System Manual

GC20-1800

VIRTUAL MACHINE FACILITY/370: INTRODUCTION

This publication introduces VM/370, and defines the minimum equipment configuration necessary to execute it. It is intended for anyone who is interested in VM/370. However, the reader should have a basic understanding of IBM data processing.

VM/370 (Virtual Machine Facility/370) is an operating system that manages the resources of a single System/370 computer so that multiple computing systems (virtual machines) appear to exist. VM/370 consists of a Control Program (CP), which manages the real computer, a Conversational Monitor System (CMS), which is a general purpose conversational time-sharing system that executes in a virtual machine and a Remote Spooling Communications Subsystem (RSCS), which spools files to and from geographically remote locations.

The first section of the publication is an introduction it describes what VM/370 can do. The second, third, and fourth sections describe the Control Program, Conversational Monitor System, and Remote Spooling Communications Subsystem respectively. The appendixes include information about Recovery Management Support, system requirements, supported language processors and emulators, compatibility of VM/370 with CP-67/CMS, and VM/370-related publications for CMS users.

This publication is a prerequisite for the VM/370 system library.  
Manual, 42 pages  
//20//5749

GC20-1801

IBM VIRTUAL MACHINE FACILITY/370 PLANNING AND SYSTEM GENERATION GUIDE

This publication is intended for those responsible for the planning and installation of a VM/370 system. It includes information on virtual machine concepts, operating systems in a virtual machine, and planning and system generation considerations for a VM/370 installation. The IBM Virtual Machine Facility/370 Introduction, Order No. GC20-1800, is a prerequisite for understanding this publication.

Manual, 249 pages  
//34//5749

GC20-1802

IBM VIRTUAL MACHINE FACILITY/370 ASSEMBLER PROGRAMMER'S GUIDE

This publication provides information on the use of Assembler language under the Conversational Monitor System (CMS). CMS, the time sharing component of the IBM Virtual Machine Facility/370 (VM/370), includes user macros which provide linkages to CMS functions. CMS also simulates certain operating system macros.

The publication also contains a section on programming considerations for programs and operating systems executing in the virtual machine environment of VM/370.

Manual, 104 pages  
//21//5749

GC20-1803

IBM VIRTUAL MACHINE FACILITY/370 BASIC LANGUAGE REFERENCE MANUAL

This publication describes the BASIC language facility of Virtual Machine Facility/370 (VM/370). It includes a precise description of the language as well as a guide to creating and running BASIC programs under the conversational Monitor System (CMS) of VM/370.

Manual, 89 pages  
//23//5749

GC20-1804

VIRTUAL MACHINE FACILITY/370: COMMAND LANGUAGE GUIDE FOR GENERAL USERS

The IBM Virtual Machine Facility/370 (VM/370) is a system that manages the resources of a single System/370 computer so that multiple computing systems appear to exist within it. Each such computing system is said to run in a virtual machine. VM/370 consists of:

- o A Control Program (CP), which controls the real computer and allows multiple computing systems to run under its control.
- o A Conversational Monitor System (CMS), which runs in a virtual machine under control of the Control Program and allows the user to operate his virtual machine from a remote terminal. CMS is a time-sharing system that provides a general-purpose conversational facility suitable for program development and problem solving.

This publication gives you the basic information you need to use the CP and CMS command languages. The information is organized in two parts: usage information and reference information. In Part 1, the rules for using the command languages are discussed as well as information on virtual disks and CMS files. Part 2 contains descriptions of each of the commands available for general users.

Manual, 452 pages  
//36//5749

GC20-1805

IBM VIRTUAL MACHINE FACILITY/370 EDIT GUIDE  
This publication explains, for users of the Conversational Monitor System (CMS), how to use the CMS editor to create, peruse, or modify files. It contains descriptions of:

- o The EDIT command
- o The EDIT subcommands
- o The EDIT macros

Examples are also included. IBM Virtual Machine Facility/370: Command Language User's Guide, Order No. GC20-1804, is a prerequisite for a thorough understanding and for the effective use of this publication. For titles and abstracts of associated publications, see the IBM System/360 and System/370 Bibliography Order No. GA22-6822. Manual, 59 pages  
//36///5749

current release.

Manual  
//34///5749

GC20-1806

IBM VIRTUAL MACHINE FACILITY/370 OPERATOR'S GUIDE

This publication is intended for those responsible for the operation and administration of a VM/370 System. It includes operating information on system startup and shutdown, operator spooling commands, device attachment and detachment, and emergency recovery procedures. Also included are instructions for using special VM/370 system utilities, such as device formatting and allocation, and building directories.

Manual, 142 pages  
//40///5749

GC20-1807

VIRTUAL MACHINE FACILITY/370: SYSTEM PROGRAMMER'S GUIDE

This publication is intended for VM/370 system programmers. A debugging section describes the procedures, commands, and utilities useful in debugging and provides guidance in dump reading. A Control Program (CP) section describes how CP works and tells how to modify or better utilize CP. A Conversational Monitor System (CMS) section describes how CMS works, and describes in detail some special features of CMS. The last two sections describe teleprocessing support for VM/370: one section describes the IBM 3704 and 3705 Communications Controllers and the other describes the IBM 2780 Spool Remote Program. Refer to the latest System/360 and System/370 Bibliography, GA22-6822, for the titles and abstracts of related publications.

Manual, 400 pages  
//36///5749

GC20-1808

VIRTUAL MACHINE FACILITY/370: SYSTEM MESSAGES

This publication lists all the messages that may be encountered when using VM/370. Conditions that generate these messages are explained; the resulting system action is described, and appropriate responses for operators or terminal users are suggested.

Messages produced by associated language processors are contained in the appropriate Systems Reference Library publications.

Manual, 345 pages  
//40///5749

GC20-1809

IBM VIRTUAL MACHINE FACILITY/370 OLTSEP AND ERROR RECORDING GUIDE

This publication is intended for the IBM Customer Engineer (CE). The information in this book will aid the CE in performing hardware I/O maintenance from a virtual machine. It includes VM/370 concepts and data on error handling and recording, and describes how to run the Online Test Sections (OLTS) under OLTSEP.

Manual, 170 pages  
//37///5749

GC20-1810

IBM VIRTUAL MACHINE FACILITY/370 TERMINAL USER'S GUIDE

This publication provides information required to access VM/370 via terminal devices. Topics discussed include:

- o Terminal initialization
- o Contacting VM/370 via common carrier facilities
- o Gaining access to VM/370
- o Login Procedure
- o Typing conventions
- o Command environments

Manual, 91 pages  
//40///5749

GC20-1811

IBM VIRTUAL MACHINE FACILITY/370: RELEASE 1 GUIDE - PROGRAM NUMBER 5749-010

This publication contains information about the scope and content of the current release of the IBM Virtual Machine Facility/370. It provides planning and implementation information for installation managers, system programmers, and IBM field personnel. This publication describes:

- o New and changed system features and requirements.
- o System maintenance activity, including APAR descriptions, a program symptom index, and a list of program temporary fixes (PTFs) corrected.
- o Modules added, deleted, or modified for the current release.
- o Ordering and distribution procedures for the

GC20-1812

IBM VIRTUAL MACHINE FACILITY/370: EXEC USER'S GUIDE

This publication is intended for those VM/370 users who want to use the Conversational Monitor System (CMS) EXEC facilities. It includes information on writing an EXEC procedure, using the CMS EXEC facilities and EXEC control statements, and building EXEC procedures. The reader should have an understanding of elementary programming techniques such as branches, loops, and loop control, as well as an understanding of CMS operating procedures, commands, and the CMS Editor.

Manual  
//36///5749

GC20-1813

VIRTUAL MACHINE FACILITY/370: GLOSSARY AND MASTER INDEX

This publication consolidates the indexes of publications in the IBM Systems Library for the IBM Virtual Machine Facility/370. It also provides a reading plan for these publications.

The master index lists topics alphabetically, and refers to publications where these topics are discussed. The indexes of these publications list the same topics and refer to specific pages.

Manual  
//20///5749

GC20-1814

IBM VIRTUAL MACHINE FACILITY/370: RELEASE 2 PLANNING GUIDE PROGRAM NO. 5749-020

This publication describes the new devices and functions that will be supported in VM/370 Release 2. It is intended to enable VM/370 installation managers, system programmers, and system operators to plan for Release 2. It may also be of interest to general users of VM/370. The information in this publication is for planning purposes only. The publication IBM Virtual Machine Facility/370: Introduction, Order No. GC20-1800, is a prerequisite for understanding this publication.

Manual, 64 pages  
//34///5749

GC20-1815

IBM VIRTUAL MACHINE FACILITY/370: RELEASE 2 GUIDE

This publication describes what is new or changed for the current release of IBM Virtual Machine Facility/370. It provides planning and implementation information for installation managers, system programmers, and IBM field personnel. This publication describes:

- o New and changed System features and requirement
- o Changes to VM/370 publications for the current release
- o Modules added, deleted, or modified for the current release
- o Ordering and distribution procedures for the current release
- o VM/370 restrictions

Manual  
//34///5749

GC20-1816

IBM VIRTUAL MACHINE FACILITY/370: REMOTE SPOOLING COMMUNICATIONS SUBSYSTEM (RSCS) USER'S GUIDE - PROG. NO. 5749-010

This publication provides the users of the VM/370 Remote Spooling Communications Subsystem (RSCS) with the information necessary to operate the RSCS virtual machine and supported remote terminals and stations.

Topics covered include:

- o Devices supported by RSCS
- o Line connection procedures
- o Data transmission and reception
- o RSCS operator commands
- o Remote operator commands
- o VM/370 user commands
- o Error recovery procedures

Manual, 116 pages  
/TP/30///5749

SC20-1845

APL/CMS INSTALLATION MANUAL, PROGRAMMING RPO MF2608 - PROJ. NO. 5799-ALK

This publication describes the procedures for the installation and support of APL/CMS. It discusses the generation of the APL command modules and the shared APL system, and the use of the optional APL Assist feature. Also included are descriptions of the APL/CMS library structure and the utility programs for converting APL/360 workspaces into APL/CMS workspaces.

The programming RPO described in this manual, and all licensed materials available for it, are provided by IBM on a special quotation basis only, under the terms of the License Agreement for IBM Program Products. Your local IBM branch office can advise you regarding the special quotation and ordering procedures.

Manual, 32 pages  
////5799-ALK

SC20-1846

APL/CMS USER'S MANUAL, PROGRAMMING RPQ MF2608 - PROG. NO. 5799-ALK

This publication describes APL/CMS. It also describes the APL/CMS auxiliary processors, which allow the APL program to perform input and output operations to disks, magnetic tapes, line printers, and other devices.

The programming RPQ described in this manual, and all licensed materials available for it, are provided by IBM on a special quotation basis only, under the terms of the License Agreement for IBM Program Products. Your local IBM branch office can advise you regarding the special quotation and ordering procedures.

Manual, 76 pages  
 ////5799-ALK

SC20-8096

INTRODUCTION TO DATA MANAGEMENT STUDENT TEXT

This publication is an introduction to the concepts of data management and information processing. It is intended to address both programmer and non-programmer. Topics presented are Data Management and Information, Fields and Records, Data Storage Devices, Data Organization, Functions of Data Management, and Concepts of a Data Base System.

Manual, 8-1/2 x 11, 60 pages  
 SLSS - ORDER NO. SUBSCRIPTION ONLY

SC21-5004

OS DATA MANAGEMENT SERVICES AND MACRO INSTRUCTIONS FOR IBM 1285/1287/1288

This publication defines and describes the data management macro instructions and services for the IBM Optical Readers. The macro instructions are used in the IBM System/360 Operating System Assembler language. The macro instruction descriptions and definitions apply to OS/MFT, OS/MVT, OS/V51, and OS/V52.

For OS/MFT and OS/MVT, the corequisite publication is IBM System/360 Operating System: Assembler Language, GC28-6514; for OS/V51 and OS/V52, the corequisite publication is OS/V5 and DOS/V5 Assembler Language, GC33-4010.

Manual, 48 pages  
 360,370//30//1285,1287,1288/

SC21-5005

IBM DOS RPG II LANGUAGE, PROG. NO. 5736-RG1

THIS PUBLICATION IS A PLANNING AID ONLY. It is intended for use prior to the availability of the DOS RPG II Compiler. The publication will be updated to become reference documentation when the RPG II language is available.

This publication contains the fundamentals of the RPG II language along with the RPG II language specifications for the IBM System/360 Disk Operating System. The DOS RPG II compiler and generated program can be used for System/360 Models 25, 30, 40, 50, 65, and 75.

Job setup information for compiling and executing an RPG II program is also included in the publication.

Manual, 508 pages  
 ////5736-RG1

SC21-5006

OS DATA MANAGEMENT SERVICES AND MACRO INSTRUCTIONS FOR IBM 1419/1275

This publication tells how to plan, write, and execute programs for the IBM 1419 Magnetic Ink Character Reader and the IBM 1275 Optical Character Reader under the MFT, MVT, V51, and V52 options of the operating system (OS). It is intended for system analysts, assembler language programmers, or other personnel who need information on how to use the 1419 or the 1275 under OS. The IBM 1419 and the IBM 1275 read, under control of a processing program, information transcribed on checks and other documents. They also sort these documents under program control.

This publication describes device characteristics (such as document processing times) that the user must consider and the routines he must write to use the 1419 and the 1275 under OS. This description includes data management macro instructions needed, storage requirements for IBM-supplied 1419/1275 support routines, JCL requirements, timing considerations for various OS options, and sample user-written routines.

Manual, 50 pages  
 360,370//30//1419,1275/

SC21-5013

DOS IBM 1288 BASIC UNFORMATTED READ SYSTEM: A DATA CAPTURE UTILITY PROGRAM, PROG. NO. 5736-UT1

This publication is a reference manual designed to assist you in implementing data entry applications using the IBM 1288 Optical Page Reader. The data must be printed or typed in either USASCSOCR Size A or ISOOOCR-A size 1 font in the unformatted mode.

This manual describes the control and functions of 1288 Basic Unformatted Read System, which include:

- o Input and output
- o Error handling routines
- o Job control language

The program operates under the IBM System/360 Disk Operating System with either BATCH or Multiple Programming Support (MPS).

Manual, 36 pages

////5736-UT1

SC21-5014

OS IBM 1288 BASIC UNFORMATTED READ SYSTEM: A DATA CAPTURE UTILITY PROGRAM, PROG. NO. 5734-UT3

This publication is a reference manual designed to assist you in implementing data entry applications using the IBM 1288 Optical Page Reader. The data must be printed or typed in either USASCSOCR size A or ISO OCR size 1 font in the unformatted mode.

This manual describes the control and functions of the 1288 Basic Unformatted Read System, which include:

- o Input and output
- o Error handling routines
- o Job control language

The program operates under the IBM Operating System with:

- o MFT - multi-programming with a fixed number of tasks.
- o MVT - multi-programming with a variable number of tasks.
- o V51 - virtual storage, 1.
- o V52 - virtual storage, 2.

Manual, 30 pages

////5734-UT3

GC21-5021

IBM DOS RPG II GENERAL INFORMATION MANUAL PROGRAM NUMBER 5736-RG1

This publication describes the basic RPG II functions and provides information on performance and compatibility. The DOS RPG II compiler and generated program can be used for System/360 Models 25, 30, 40, 50, 65, and 75.

Manual, 32 pages  
 ////5736-RG1

GC21-5028

IBM DISK OPERATING SYSTEM RPG II PROGRAM PRODUCT SPECIFICATIONS PROGRAM NUMBER 5736-RG1

The Program Product Specifications (PPS) describe the warranted specifications of the subject Program Product. Specification sheet, 2 pages  
 360,370//28/DOS//

GC21-5052

IBM DISK OPERATING SYSTEM RPG II AUTO REPORT FEATURE GENERAL INFORMATION MANUAL - PROGRAM NUMBER 5736-RG1

This manual introduces the function of the DOS RPG II Auto Report Feature for potential customer management, customer analysts, and for IBM personnel involved in marketing this feature.

Auto Report is a DOS RPG II program product feature. This feature extends the capabilities of the PRG II language and aids the RPG II user by reducing the programming effort required to code and debug his application programs.

This publication provides general descriptions of the four functions of the Auto Report Feature; discusses the compatibility and performance of Auto Report; and has an example showing an Auto Report job, from the coding needed to produce a report, to the specifications generated by Auto Report for that job, and finally to the report produced as output. Prerequisite publications are:

- o Concepts and Facilities for DOS and TOS (GC24-5030)
- o Introduction to RPG II (GC21-7514)

General Information Manual, 15 pages  
 ////5736-RG1

SC21-5056

IBM DOS RPG II AUTO REPORT FEATURE - REFERENCE MANUAL PROGRAM NUMBER 5736-RG1

This manual contains three types of information about the RPG II Auto Report Feature:

1. Introductory and tutorial information on Auto Report for beginning users.
2. Reference information on Auto Report specifications for more experienced users.
3. Information on the internal operation of the Auto Report Feature for personnel with maintenance responsibility (replaces the program logic manual).

The Auto Report Feature is a program that operates prior to the RPG II compiler and that calls the compiler when it has finished processing. Auto Report generates complete RPG II source specifications for simple reports from simplified RPG II output specifications, standard RPG II specifications, and a special statement that copies previously cataloged specifications from a source library. Auto Report also provides for selection and sorting of input records prior to processing by the RPG II object program.

Readers of this manual must have some knowledge of RPG II.

Manual, 100 pages  
 ////5736-RG1

GC21-5067

PROGRAM PRODUCT FUNCTIONAL DESCRIPTION FOR IBM DOS 1288 BASIC UNFORMATTED READ SYSTEM - PROGRAM PRODUCT NUMBER 5736-UT1

This flyer describes the IBM 1288 Basic Unformatted Read System for use with the Disk Operating System.

Flyer, 1 page  
 360,370//32/DOS/1288/

- GC21-5068  
PROGRAM PRODUCT FUNCTIONAL DESCRIPTION FOR IBM 1288 BASIC UNFORMATTED READ SYSTEM (MFT/MVT/VS1/VS2) PROG. NO. 5734-UT3  
 Describes the IBM 1288 Basic Unformatted Read System for use with the Operating System.  
 Flyer, 1 page  
 360,370//32/OS,OTSO,OASP,CALL/1288/
- GC21-5071  
IBM 3740 BTAM/TCAM PROGRAMMER'S GUIDE  
 This publication describes the access method facilities and macro instructions required to write an application program that defines, activates, and controls a 3741 Model 2 and Model 4 Data Station or a 3747 Data Converter. It contains ID verification and error recovery procedures, line control sequences, sample programs for BTAM and ICAM, and teleprocessing reference material.  
 This publication is intended for programmers who have a knowledge of teleprocessing, basic assembler, and data management techniques.  
 Manual, 72 pages  
 //30//3741,3747/
- GC21-5072  
DOS/VS SYSTEM INFORMATION FOR IBM 3540 DISKETTE INPUT/OUTPUT UNIT  
 Application Programmers it discusses the DOS/VS programming support provided for the IBM 3540 Diskette Input/Output Unit with special emphasis on converting card-input programs to diskette-input.  
 A working knowledge of DOS/VS system concepts is a prerequisite to using this publications. In addition, a basic knowledge of the 3540 and the IBM diskette are assumed. The following publications should be used in conjunction with this manual:  
 IBM 3540 Diskette Input/Output Unit Operator's Guide and Programmer's Reference, GA21-9197  
 The IBM Diskette for Standard Data Interchange, GA21-9182.  
 Manual, 32 pages  
 370//08//3540/
- GC21-5097  
OS AND OS/VS PROGRAMMING SUPPORT FOR THE IBM 3505 CARD READER AND IBM 3525 CARD PUNCH  
 This reference manual describes the OS and OS/VS support for the 3505 Card Reader and 3525 Card Punch and the optional features for both devices.  
 The manual is divided into three sections: 3505 Card Reader, 3525 Card Punch, and Appendixes.  
 Descriptions of related publications can be found in the IBM System/360 and System/370 Bibliography, GA22-6822.  
 Manual, 60 pages  
 370//30//3505,3525/
- GC21-7514  
INTRODUCTION TO RPG II  
 The purpose of this manual is to teach the RPG II programming language. The manual is written not only for the person who has some previous knowledge of computer programming, but also for the person who knows little or nothing about data processing.  
 The first chapter is solely for the beginner. It contains basic information about computers and data processing. The remainder of the book explains the RPG II specifications and the RPG II specifications sheets. Many job-related examples are used to show how the RPG II specifications apply to a real situation. The manual concludes with a sample job, which summarizes the duties of an RPG II programmer.  
 After completing this manual, the reader should be able to use the various systems reference manuals to write basic RPG II programs.  
 Tutorial, 150 pages  
 3,32,360,370//28///
- GC22-7004  
IBM SYSTEM/370 INSTALLATION MANUAL -- PHYSICAL PLANNING  
 Contains information necessary for planning the physical installation of the IBM System/370 in the United States. It includes floor planning information, as well as electrical, environmental, and structural requirements. Detailed cable charts are provided.  
 Manual, 400 pages  
 370//15///
- GC24-3337  
OS RPG LANGUAGE SPECIFICATIONS, PROG. NO. 360S-RG-038  
 This reference publication contains fundamentals of RPG programming and language specifications for the IBM System/360 Operating System RPG. Also included is the job setup information for executing RPG.  
 Manual, 8-1/2 x 11, 348 pages  
 360,370//28/OS,OTSO,OASP,CALL//
- GC24-5082  
DOS TO OS/MFT, OS/MVT, OR OS/VS1 MANAGEMENT PLANNING GUIDE  
 This publication is a planning guide only. It is intended for use by installations planning to make the transition from the Disk Operating System (DOS) to the Operating System
- (OS/MFT, OS/MVT, or OS/VS1). It is designed to assist management in preparing a total plan for the transition project.  
 This guide includes suggestions for management consideration that cover creation of a planning committee, planning for short and long-term objectives, staff education, organizational and operational considerations, standards, system planning, and program and file revision considerations.  
 For implementation information on the transition from DOS see Dos to OS Implementation Guide, GC24-6000 or DOS to OS/VS1 Implementation Guide, GC24-5095.  
 Manual, 28 pages  
 370//34/DOS//
- GC24-5086  
DOS OLTEP  
 This reference publication describes the Disk Operating System (DOS) On-Line Test Executive Program (OLTEP) that controls online testing of I/O units under the DOS supervisor. It explains the functions of the program and gives procedures for running the test programs that are obtained from the IBM Customer Engineer.  
 For titles and abstracts of associated publications, see the IBM SYSTEM/360 2nd system/370 BIBLIOGRAPHY (GA22-6822).  
 Manual, 48 pages  
 370//37/DOS//
- GC24-5090  
OS/VS1 PLANNING AND USE GUIDE VS1 RELEASE 3.1  
 This publication contains planning information about OS/VS1, to assist installation personnel who are responsible for the selection and evaluation of an operating system.  
 The use part of the Guide contains information on implementing, modifying, or extending capabilities of VS1 control program.  
 The information in the Planning part is presented in two major categories: Concepts and Considerations. The Concepts section describes the facilities, features supported, and principles of operation of VS1. The Considerations section contains suggestions on how to make the most effective use of the system. The test is supplemented by illustrations showing a representative job input stream, the scheduling sequence of the system, and examples of possible partition configurations for various sized systems.  
 The information in the Use part of the Guide is presented in self-contained sections, each dealing with a separate capability or function of the control program.  
 The publication is intended for people who are familiar with the concepts and operation of the IBM System/360 Operating System. Prerequisite reading should include the IBM System/370 Advanced Operating System, System Summary, GA22-7001, and its associated Technical Newsletters.  
 The Use part of the publication is intended for system programmers responsible for maintaining and updating the VS1 system.  
 Manual, 400 pages  
 //34//5741
- GC24-5091  
OS/VS1 PROGRAMMER'S REFERENCE DIGEST  
 This publication contains quick-reference information about the VS1 operating system. It is intended for experienced programmers and field support personnel. For the most part, definitions, restrictions, and limitations have been omitted. Information about program debugging and control blocks is not included in this publication. This publication is divided into nine sections containing:  
 General Information  
 System Information  
 Supervisor Information  
 Data Management Information  
 JCL Operator Commands, SMF, RES, CRJE Information  
 Linkage Editor and Loader Information  
 BTAM/TCAM/VTAM Information  
 Utilities and Service Aids Information  
 Bibliographic Information  
 Manual, 6-3/4 x 3-3/4 inches, 366 pages  
 //36//5741
- GC24-5092  
OS/VS1 RELEASE 1 GUIDE  
 This manual summarizes Operating System, Virtual Storage Option 1 (OS/VS1) release 1 System Control Programming (SCP) components. It is in three parts:  
 Part 1 is a functional summary of new and changed features of OS/VS1, including new and changed system parameters, system generation information, and publication support.  
 Part 2 contains a module directory, and list of modules in the system and their status.  
 Part 3 provides: ordering and distribution procedures for release 1, hardware engineering change levels, program material shipped with the system, and optional material available.



The publication provides installation managers, system programmers, and IBM field engineering personnel with information useful for planning and implementing release 1. Manual  
//34//5741

engineering change levels, program material shipped with the system, and optional programs available.

- o Part 4 contains APAR lists, Program Symptom Index for corrected problems, and program temporary fix (PTF) information.

Manual, 220 pages  
//34//5741

## GC24-5093

OS/VS1 DEBUGGING GUIDE  
NUMBER 5741-010

This publication is written for those involved in debugging application and system programs. It contains material on how to start debugging, a section on functional information (system concepts) to help the reader see the system as a whole and to give some particularly useful concepts, and a section on output formats and uses in the debugging situation. A series of appendixes provide additional reference information for convenience.

Manual, 168 pages  
//37//5741

## GC24-5098

OS/VS1 RELEASE 3 GUIDE PROGRAM NUMBER 5741-030

This publication describes the ordering and distribution procedures, special considerations, and maintenance activity of Release 3 of the OS/VS1 SCP. It provides installation managers, system programmers, and IBM Field Engineering personnel with information useful in planning for and implementing this release.

The three chapters of this publication are:

1. A functional summary of features available and devices supported in this release and special considerations generating and running this release.
2. Ordering and distribution procedures for this release including program material shipped with the system and available optional material.
3. A summary of maintenance activity to the operating system including APAR lists, PTFs resolved, hardware

Manual, 52 pages  
//34//5741

## GC24-5094

OS/VS1 STORAGE ESTIMATES - SYSTEM LIBRARY

This publication is intended for two types of users: System programmers, and problem programmers. It contains instructions, formulas, and charts that can be used to estimate the real, virtual, and auxiliary storage requirements for VS1. Real storage is system (hardware) storage and corresponds to main storage in other IBM operating systems. Virtual storage is an addressing storage concept that provides the installation with as many as 16,777,216 bytes of storage accessible to programs.

Auxiliary storage is comprised of the input/output devices required to contain virtual storage, system residence libraries, job queues, spooled data sets, and work space required by control and processing programs.

Each type of user can use this publication differently.

- o System programmers can use this publication to determine the amount of real, virtual and auxiliary storage that must be allocated during system generation or Initial Program Load.
- o Problem programmers can use this publication to determine the sizes of partitions in virtual storage.

Manual, 168 Pages  
//34//5741

## GC24-5099

OS/VS1 JCL REFERENCE PROGRAM NUMBER 5741-030

This publication defines the facilities provided with the job control language and contains the information necessary to code job control language statements. It is intended for use by programmers who understand the concepts of job management and data management. Prerequisite publication:

OS/VS1 JCL Services, GC24-5100

Manual, 244 pages  
//36//5741

## GC24-5100

OS/VS1 JCL SERVICES

This publication describes the operating system services that can be requested by coding JCL (job control language) parameters. It is written for applications programmers with a basic knowledge of computer operating systems and some familiarity with JCL. Part 1 contains a brief overview of the nine JCL statements and an introduction to the organization of the services in the book. Part 2, which describes the use of JCL services, is divided into five sections: running your job; defining and describing data sets; special data sets; obtaining output; cataloged and in-stream procedures.

Not every service provided by JCL is described in the book. Included is a list of JCL services, showing the publication in which each is described, and the parameter, subparameter, or statement used to request it. JCL parameters are discussed only in the context of requesting services. Complete parameter descriptions and syntax rules are in the Companion book. OS/VS1 JCL Reference, GC24-5099. Manual, 130 pages  
//36//5741

## GC24-5095

DOS AND DOS/VS TO OS/VS1 IMPLEMENTATION GUIDE

Provides reference information on altering DOS and DOS/VS programs and files to be compatible with the OS/VS1 system control program. It describes the similarities and differences between DOS and OS/VS1, thus helping programmers to:

- o Modify existing DOS and DOS/VS programs and files only where needed, and
- o Take advantage of OS/VS1 facilities not provided in DOS and DOS/VS

This manual includes many examples of equivalent DOS and DOS/VS and OS/VS1 coding. It also describes the use of the DOS emulator to effect a gradual transition from DOS to OS/VS1. The major topics in the manual are:

- o System Generation
- o Resource Allocation
- o Performance Considerations
- o Job Entry Subsystem (JES)
- o Linkage Editor
- o System Assembler
- o Job Control Language
- o Data Sets (Files)
- o Data Management Macros
- o Utilities
- o Service Aids
- o Telecommunications
- o Emulation

The intended audience is system and application programmers in a DOS or DOS/VS installation making the transition to the OS/VS1 system control program. Readers should be familiar with DOS or DOS/VS its system facilities, and the DOS or DOS/VS versions of the compilers or assemblers used in the programs to be changed.

Prerequisite publications:

- o DOS and DOS/VS to OS/MFT, OS/MVT, OS/VS1 Management Planning Guide, GC24-5082
- o OS/VS1 Planning and Use Guide, GC24-5090

Manual, 300 pages  
370//34/DOS//

## GC24-5101

OS/VS IBM 3886 OPTICAL CHARACTER READER MODEL 1 REFERENCE

This publication is to be used as a reference book by system managers, application programmers, and system programmers. Included are descriptions of the Operating System/Virtual Storage 1 (OS/VS1) and the Operating System/Virtual Storage 2 (OS/VS2) support for the IBM 3886 under the Basic Sequential Access Method (BSAM).

Manual, 56 pages  
//30//3886/5741,5742

## GC24-5102

OS/VS1 RELEASE 2.6 GUIDE

This publication provides a summary of changes to release 2 of the OS/VS1 SCP (Operating System/Virtual Storage Option 1 System Control Program). It provides installation managers, system programmers, and IBM field engineering personnel with information useful in planning for and implementing release 2.6. The publication is in four parts:

Part 1 contains a functional summary of new and changed features of OS/VS1 for release 2. This includes new hardware support, new and changed software support, system generation information, and publications support.

Part 2 contains a functional summary of new and changed features of OS/VS1 for release 2.6. This includes VSAM, DSS, programming notes and documentation notes.

Part 3 contains ordering and distribution procedures and requirements for release 2.6. This includes program material shipped with the system and optional material available.

Part 4 contains APAR lists, PTFs (Program Temporary Fixes) resolved, hardware engineering change levels, and publications support, all pertaining to release 2.6.

Manual, 68 pages  
//34//5741

## GC24-5097

OS/VS1 RELEASE 2 GUIDE - PROG. NO. 5741-020

This manual summarizes Operating System, Virtual Storage Option 1 (OS/VS1) Release 2 System Control Programming (SCP) components. It is in four parts:

- o Part 1 is a functional summary of new and changed features of OS/VS1, including new and changed system parameters and commands, system generation information, new hardware support, and publication support.
- o Part 2 contains a module directory, with a list of system modules and their status.
- o Part 3 contains ordering and distribution procedures and requirements for Release 2, hardware



- GC24-5103  
OS/VS1 SUPERVISOR SERVICES AND MACRO INSTRUCTIONS  
 This book describes how to use the services of the OS/VS1 supervisor, the macro instructions used to request these services, and the linkage conventions used by the control program to provide these services.  
 It is primarily intended for programmers making use of assembler language.  
 Use of the book requires a basic knowledge of the operating system and of OS/VS assembler language.  
 Manual, 240 pages  
 //36//5741
- GC24-5104  
OS/VS1 MASTER INDEX  
 The Master Index is a consolidation of the indexes of the system library publications of OS/VS1.  
 Items are listed alphabetically and refer to the manual that contains the original index entry. By going to the referenced manual's index the page number of the item can be found.  
 Index, 400 pages  
 //20//5741
- GC24-5109  
OS/VS DISKETTE COPY PROGRAMMING SUPPORT REFERENCE MANUAL  
 This publication provides programming and operator information necessary for the installation and use of the OS/VS Diskette Copy Programming Support.  
 Manual, 20 pages  
 //5744-BJ1,5744-BL1
- GC24-5110  
OS/VS1 IBM 3540 PROGRAMMER'S REFERENCE  
 This manual contains information concerning the OS/VS1 support of the IBM 3540. Reader procedures, writer procedures, and the Diskette Maintenance utility are documented. It is primarily written for application programmers and system programmers, but contains information of interest to operators and installation management.  
 Manual, 35 pages  
 //30//3540/5741
- GC24-5111  
OS/VS2 IBM 3540 PROGRAMMER'S REFERENCE  
 This manual contains information concerning the OS/VS2 support of the IBM 3540. Reader procedures, writer procedures, reader/writer utilities, and the Diskette Maintenance Utility are documented. It is primarily written for application programmers and system programmers, but contains information of interest to operators and installation management.  
 Manual, 35 pages  
 //30//3540/5752
- GC24-5112  
OS/VS1 RELEASE 3.1 GUIDE  
 This publication describes the ordering and distribution procedures, special considerations, and change activity of Release 3.1 of the OS/VS1 SCP. It provides installation managers, system programmers, and IBM Field Engineering personnel with information useful in planning for, and implementing this release.  
 The three chapters of this publication contain:  
 1. A functional summary of features available and devices supported in this release and special considerations for generating and running this release.  
 2. Ordering and distribution procedures for this release, including program material shipped with the system and optional material available.  
 3. A summary of change activity to the operating system, including APAR lists, PTFs resolved, hardware engineering change levels, and publications.  
 Manual, 36 pages  
 //34//5741
- GC24-5113  
OS/VS1 RELEASE 4 GUIDE  
 Describes the ordering and distribution procedures, special considerations, and change activity of Release 4 of the OS/VS1 SCP (Operating System/Virtual Storage Option 1 System Control Program). It provides installation managers, system programmers, and IBM Field Engineering personnel with information useful in planning for, and implementing, this release.  
 The three chapters of this publication contain:  
 1. A functional summary of features available and devices supported in this release and special considerations for generating and running this release.  
 2. Ordering and distribution procedures for this release, including program material shipped with the system and optional material available.  
 3. A summary of change activity to the system, including APARs, PTFs resolved, engineering change levels, and publications.  
 Manual, 46 pages  
 //34//5741
- GC26-3734  
IBM SYSTEM/360 OPERATING SYSTEM TIME SHARING OPTION: TSO ASSEMBLER PROMPTER DESIGN OBJECTIVES, PROGRAM 5734-CP2  
 This Program Product Design Objectives (PPDO) describes the design objectives and provides the estimated availability date of the subject Program Product.  
 Design Objectives, 2 pages  
 360,370//21/OS,OTSO,OASP,CALL//
- GC26-3735  
OS ASSEMBLER H, PROG. PROD. 5734-AS1 DESIGN OBJECTIVES  
 Assembler H is a high-performance assembler language processor for the IBM System/360 Operating System. This document contains the design objectives for Assembler H support of System/370.  
 Design Objectives Sheet, 1 page  
 360,370//21/OS,OTSO,OASP,CALL//
- GC26-3740  
OS TSO ASSEMBLER PROMPTER USER'S GUIDE, PROG. NO. 5734-CP2  
 The assembler prompter is a program product that makes it easy to call Assembler F from a terminal. The prompter, which is a command processor, operates only under the Time Sharing Option (TSO) of the IBM System/360 Operating System.  
 This book is for the assembler-language programmer who wants to use TSO to write, assemble, and execute programs from a terminal using the assembler prompter.  
 Section 1, which supplements the manual IBM SYSTEM/360 OPERATING SYSTEM: TIME SHARING OPTION TERMINAL USER'S GUIDE (GC28-6763), explains how to use the ASM command by itself to assemble source code and obtain object code for existing source code. It also explains how to use ASM as an operand of the RUN command and of the RUN subcommand of the EDIT command to assemble, load, and execute assembler-language source code.  
 Section 2, which supplements the book IBM SYSTEM/360 OPERATING SYSTEM: TIME SHARING OPTION COMMAND LANGUAGE REFERENCE (GC28-6732), describes the format of the ASM command and lists the operands, with a brief description of each, in alphabetic order.  
 System Reference Library, 30 pages  
 //5734-CP2
- GC26-3743  
OS ASSEMBLER H, PROG. PROD. 5734-AS1 SPECIFICATIONS  
 This Program Product Specifications (PPS) describes the warranted specifications of the subject Program Product.  
 Specifications Sheet, 2 page  
 360,370//21/OS,OTSO,OASP,CALL//
- GC26-3758  
OS ASSEMBLER H GENERAL INFORMATION MANUAL, PROG. #5734-AS1  
 Assembler H is a new assembler-language processor that extends the basic assembler language and the macro and conditional-assembly language. It is designed to perform high-speed assemblies on IBM System/360 Models 40 and larger that have at least 256K bytes of main storage.  
 This publication describes the language extensions. It also provides information on system requirements and performance estimates. This manual is designed to aid both planning and programming personnel. The reader is assumed to be familiar with the assembler language and with macro and conditional-assembly language processing.  
 Manual, 42 pages  
 //5734-AS1
- GC26-3759  
OS ASSEMBLER H PROGRAMMER'S GUIDE, PROG. NO. 5734-AS1  
 This book tells how to use Assembler H. It describes assembler options, cataloged Job Control Language procedures, assembler listing and output, sample programs, and programming techniques and considerations.  
 Assembler H is an assembler-language processor for the IBM System/360 Operating System. It performs high-speed assemblies on an IBM System/360 Model 40 or higher with at least 256K bytes of main storage.  
 This book is intended for all Assembler H programmers. It should be used in conjunction with the OPERATING SYSTEM ASSEMBLER LANGUAGE Manual, Order Number GC28-6514; the ASSEMBLER H LANGUAGE SPECIFICATIONS, Order Number GC26-3771; and the ASSEMBLER H MESSAGES, Order Number SC26-3770. Systems Reference Library Manual, 52 pages  
 //5734-AS1
- GC26-3768  
OS ASSEMBLER H SYSTEM INFORMATION, PROG. NO. 5734-AS1  
 IBM System/360 Operating System Assembler H System Information Program Number 5734-AS1 was designed to improve many features of Assembler F, and has expanded capabilities as a macro assembler for both system and user defined macro languages.  
 This publication describes installation considerations and system-generation procedures for Assembler H, and is intended primarily for programmers responsible for installing the assembler.  
 This manual is divided into three independent chapters:  
 o Performance Estimates,  
 o Storage Estimates, and  
 o System Generation.  
 Program Product Manual, 44 pages  
 //5734-AS1

SC26-3770

OS ASSEMBLER H MESSAGES, PROG. NO. 5734-AS1

This book describes the assembly error diagnostic messages and the abnormal assembly termination messages issued by Assembler H. Assembler H is an assembler-language processor for the IBM System/360 Operating System. It performs high-speed assemblies on an IBM System/360 Model 40 or higher with at least 256K bytes of main storage.

This book is intended for all Assembler H Programmers. It should be used in conjunction with the OPERATING SYSTEM ASSEMBLER LANGUAGE MANUAL, Order Number 3C28-6514; the ASSEMBLER H LANGUAGE SPECIFICATIONS, Order Number GC26-3771; and the ASSEMBLER H PROGRAMMER'S GUIDE, Order Number SC26-3759.

For each error message, this book describes the number and text of the message, the explanation of the error, the assembler's handling of the error, and the programmer's response to correct the error. The introduction to this book describes the format, content, and placement of the error messages.

Systems Reference Library Manual, 70 pages

////5734-AS1

SC26-3771

OS ASSEMBLER H LANGUAGE, PROG. NO. 5734-AS1

This manual provides language specifications for the IBM System/360 Operating System Assembler H. Primarily intended as a reference manual for assembler-language programmers, it is designed to be used in conjunction with IBM SYSTEM/360 OPERATING SYSTEM ASSEMBLER LANGUAGE, Order Number GC28-6514.

Sections 2 - 5 of this manual describe assembler language extensions.

Sections 6-10 of this manual describe extensions to the macro language.

Program Product Manual, 54 pages

////5734-AS1

SC26-3782

IBM SYSTEM/360 OPERATING SYSTEM TIME SHARING OPTION ASSEMBLER PROMPTER PROGRAM PRODUCT SPECIFICATIONS PROGRAM NUMBER 5734-CP2

The Program Product Specifications (PPS) describe the warranted specifications of the subject Program Product. Specifications, 8-1/2 x 11, 2 pages  
360,370//21/OTSO//

SC26-3783

OS/VS DATA MANAGEMENT SERVICES GUIDE

This publication describes how to write assembler-language programs that will create and process data sets.

To use this book, you must have a basic knowledge of:

- o OS/VS1 or OS/VS2, respectively described in OS/VS1 Planning and Use Guide, GC24-5090, and OS/VS2 Planning and Use Guide for Release 2, GC28-0667
- o Assembler Language, as described in OS/VS and DOS/VS Assembler Language, GC33-4010.
- o Job control language (JCL), as explained in OS/VS1 JCL Svcs, GC24-5100, OS/VS1 JCL Reference, GC24-5099, and in OS/VS2 JCL, 3C28-0692.

Manual, 154 pages

//30//5741,5752

GC26-3784

OS/VS CHECKPOINT RESTART

This publication describes checkpoint/restart, a facility for recording information about a job at programmer-designated checkpoints so that, if necessary, the job can be restarted at the beginning of a step or at a checkpoint within a step.

Checkpoint/restart is intended for use by programmers and system analysts. A general understanding of job control language and data management is prerequisite knowledge for understanding the information in this book. See OS/VS1 JCL Services, GC24-5099, OS/VS2 JCL, GC28-0692 and OS/VS Data Management Services Guide, GC26-3783, for background information on these subjects.

Manual, 64 pages

//36//5741,5752

GC26-3791

OS/VS1 SYSTEM GENERATION REFERENCE

This publication provides the information for generating an OS/VS1 System Control Program adapted to both the machine configuration and data processing requirements of an installation. It is intended for people who plan and select components for an OS/VS1 System Control Program and install it.

This publication contains the information necessary to:

- o Plan the OS/VS1 System Control Program
- o Prepare for the generation of an OS/VS1 System Control Program
- o Execute system generation
- o Test the system that has been generated
- o Restart system generation

In addition, this publication contains:

- o Guidelines for performing a system generation using a starter system

- o Examples of a complete, nucleus, and I/O device generation
  - o The types of system generation messages produced
- In using this publication, a knowledge of the information contained in the following publications is required:
- o OS/VS1 Planning and Use Guide, GC24-5090
  - o IBM System/360 System Summary, GA22-7001
  - o OS/VS System Generation Introduction, GC26-3790 Manual, 242 pages
- //34//5741

GC26-3792

OS/VS2 SYSTEM GENERATION REFERENCE

This publication is intended for system programmers who are to plan for and install an OS/VS2 system control program and a JES2 job entry subsystem.

This publication contains the information necessary to:

- o Plan for an OS/VS2 system control program and a JES2 job entry subsystem
- o Prepare for system generation and JES2 generation
- o Perform a system generation and a JES2 generation
- o Restart system generation if errors occur
- o Test the newly installed OS/VS2 system control program

- o In addition, this publication contains:
- o Guidelines for performing a system generation using a starter system
- o The information needed to generate JES2 multi-leaving remote terminal processor programs for job entry from remote terminals
- o Examples of parameter specifications for a complete system generation, on I/O device generation, and a JES2 generation
- o The types of system generation and JES2 generation messages produced during processing

In using this publication, a knowledge of the information contained in the following publications is required:

- o Introduction to OS/VS2 Release 2, GC28-0661
  - o OS/VS2 Planning Guide for Release 2, GC28-0667
  - o OS/VS2 Release 2 Guide, GC28-0671
- Manual, 250 pages  
//34//5752

GC26-3793

OS/VS DATA MANAGEMENT MACRO INSTRUCTIONS MANUAL

This publication is intended for application programmers who write programs in assembler language. It contains a brief description of each macro instruction and a description of each operand that can be specified in each macro instruction for the following data management access methods:

- o Basic direct access method (BDAM)
- o Basic indexed sequential access method (BISAM)
- o Basic partitioned access method (BPAM)
- o Basic sequential access method (BSAM)
- o Queued indexed sequential access method (QISAM)
- o Queued sequential access method (QSAM)

This publication does not describe macro instructions for specialized application programs such as teleprocessing, graphics, magnetic character readers, optical character reader-sorters, optical character readers, Time Sharing option (TSO), or VSAM. These macro instructions are discussed in separate publications that are listed in IBM System/360 and System/370 Bibliography, GA22-6822.

Before using this publication to code macro instructions, you should be familiar with the information in OS/VS and DOS/VS Assembler Language, GC33-4010, OS/VS Data Management Services Guide, GC26-3783, and OS/VS1 Supervisor Services and Macro Instructions, GC24-5103, or OS/VS2 Supervisor Services and Macro Instructions, GC28-0683.

Manual, 256 pages

//30//5741,5752

GC26-3795

OS/VS TAPE LABELS

This publication describes how VS processes magnetic tape volumes with IBM standard labels, American National Standard labels, nonstandard labels, or no labels. Included for the guidance of programmers and operations analysts are discussions of:

- o Label formats and contents
- o Tape volume layouts
- o Label processing for input, output, multiple data set, and multiple volume conditions
- o Tape characteristics
- o Nonstandard label processing routines and volume label editor routines
- o Component considerations
- o Using tape volumes created by other systems
- o External labels

Manual, 140 pages

//30//5741,5752

GC26-3799

OS/VS VIRTUAL STORAGE ACCESS METHOD (VSAM) PLANNING GUIDE

This publication is intended to enable prospective users of VSAM (virtual storage access method), an access method of OS/VS (operating system/virtual storage), to prepare for using VSAM.

The intended audience is data-processing managers

whose decisions will influence the use of VSAM, system and application programmers who will make detailed preparations, and others seeking an introduction to VSAM.

The reader is expected to be familiar with basic concepts such as access method, direct-access storage, and the distinction between data-set organization and data-set processing. The sections dealing with these concepts in OS/VS Data Management Services Guide, GC26-3783, are suitable for preparatory reading.  
Manual, 80 pages  
//30//5741,5742

## GC26-3813

OS/VS LINKAGE EDITOR AND LOADER

This publication provides the information necessary to use the linkage editor or loader program to prepare the output of a language translator for execution. The intended audience is a customer applications programmer coding in a higher-level language or a system programmer responsible for installing and maintaining the system. An introductory knowledge of the concepts and facilities of OS/VS is required to use this reference guide effectively.

The linkage editor combines and edits modules to produce a single module that can be brought into real storage by program fetch for execution. It operates as a processing program rather than as part of the control program. The linkage editor provides several processing facilities that are either performed automatically or invoked in response to control statements prepared by the programmer.

The loader combines the basic editing and loading functions of the linkage editor and program fetch in one job step. It is designed for high-performance loading of modules that do not require the special processing facilities of the linkage editor and fetch, such as overlay. The loader does not produce load modules for program libraries.

Manual, 195 pages  
//31//5741,5752

## GC26-3819

OS/VS VIRTUAL STORAGE ACCESS METHOD (VSAM) OPTIONS FOR ADVANCED APPLICATIONS - COMPONENT NOS. 5741-SCI-DE, 5742-SCI-DE

This publication is intended for system programmers who develop utility programs and system control programs using OS/VS VSAM.

VSAM is an access method for use with direct-access storage devices. It provides macros for gaining access to data. Its companion service program, Access Method Services, provides commands for working with data sets and catalogs.

This publication explains options of OS/VS VSAM for advanced applications in system programming. It tells how to gain access to the contents of a control interval instead of to individual data records; how to process the records of a VSAM index; and how to build the parameter lists of the 3ENCB, MODCB, SHOWCB, and TESTCB macros.

Prerequisite publication: OS/VS Virtual Storage Access Method (VSAM) Programmer's Guide, GC26-3838.  
Manual, 30 pages  
//30//5741,5752

## GC26-3830

OS/VS2 SYSTEM PROGRAMMING LIBRARY: DATA MANAGEMENT

This book provides information on how to modify and extend the data management capabilities of the OS/VS2 system control program; the intended audience is system programmers.

Some topics included are:

- o Using catalog management macro instructions
- o Maintaining the volume table of contents
- o Executing your own channel programs
- o Using XDAP to read from and write to direct-access devices
- o Password protecting your data sets

The OS/VS2 system control program provides simpler ways (for example, access-method services, job control language, utility programs, access-method routines) to do each of the preceding. The information presented in this book (consisting of macro specifications and how-to information) is intended to allow a flexible use of the data management capabilities of OS/VS2.

Other topics presented are:

- o Using system macro instructions to refer to, validate, and modify system control blocks
- o Adding to the image library and retrieving FCB images

Readers are expected to understand how to:

- o Code programs in assembler language as described in OS/VS and DOS/VS Assembler Language, GC33-4010
- o Use the standard linkage conventions as described in OS/VS2 Supervisor Services and Macro Instructions, GC28-0683.
- o Maintain the Catalog and VTOC as described in OS/VS Access Method Services, GC26-3836, OS/VS Utilities, GC35-0005, and OS/VS Data Management Services Guide, GC26-3783.
- o Use the access method to do input/output using the

data management macros as described in OS/VS Data Management Services Guide, GC26-3783, and OS/VS Data Management Macro Instructions, GC26-3793.

- o Protect data sets as described under "IEHPRGM" in OS/VS Utilities, GC35-0005.  
Manual, 116 pages  
//30//5752

## GC26-3835

OS/VS VIRTUAL STORAGE ACCESS METHOD (VSAM) SYSTEM INFORMATION - PROGRAM NUMBERS 5741-020 AND 5742-016

This publication provides information on the release of OS/VS Virtual Storage Access Method (VSAM) as an independent component of OS/VS1, Release 2, and OS/VS2, Release 1.6. This publication describes the OS/VS VSAM distribution tape, provides detailed information on the installation of OS/VS VSAM, and provides information that temporarily supplements other OS/VS publications.

This publication is directed to system programmers who are responsible for installing and maintaining OS/VS VSAM and to application programmers who are using OS/VS VSAM.

The following publications are required for use with this publication:

- o OS/VS Virtual Storage Access Method (VSAM) Programmer's Guide, GC26-3818, which provides a complete description of the macro instructions used to code a program to process a VSAM data set.
- o OS/VS Access Method Services, GC35-0009, which provides a complete description of commands used to define, delete, load, and alter a VSAM data set.

Manual, 120 pages  
//30//5741,5742

## GC26-3836

OS/VS ACCESS METHOD SERVICES, COMPONENT NOS. 5741-AND 5752-SCI-DK

This publication is intended for system and application programmers who want to establish and maintain VSAM data sets using Access Method Services.

Access Method Services is a multifunction service program that allows you to define data sets and catalogs, to list catalogs, to alter or delete catalog entries, to copy and print data sets, to make a data set or catalog portable between systems, and to convert OS catalog entries into entries in an existing VSAM catalog in a VS2 system.

This publication introduces programmers to Access Method Services, guides them in using it, and serves as a reference. It also provides the background information about VSAM that is required to make effective use of Access Method Services. It tells how to optimize VSAM's performance and how to use VSAM's security and integrity features through the values specified in Access Method Services commands.

Prerequisite publications:

- o OS/VS Virtual Storage Access Method (VSAM) Programmer's Guide, GC26-3838
  - o OS/VS Data Management Services Guide, GC26-3783
  - o OS/VS1 JCL Reference, GC24-5099
  - o OS/VS2 JCL, GC28-0692
  - o OS/VS2 System Programming Library: System Generation Reference, GC26-3792
  - o Operator's Library: OS/VS2 Reference (JES2), GC38-0210
- Manual, 208 pages  
//30//5741,5752

## GC26-3837

OS/VS1 DATA MANAGEMENT FOR SYSTEM PROGRAMMERS

Provides information on how to modify and extend the data management capabilities of the OS/VS1 system control program; the intended audience is system programmers. Some topics included are:

- o Maintaining the system catalog
- o Maintaining the Volume Table of Contents
- o Executing Your Own Channel Programs
- o Using XDAP to Read from and Write to Direct-Access Devices
- o Password Protecting Your Data Sets

The OS/VS1 system control program provides simpler ways (for example, job control language, utility programs, access method routines) to do each of the preceding. The information presented in this book (consisting of macro specifications and how-to information) is intended to provide greater flexibility of implementation methods. Other topics presented are:

- o Using system macro instructions to refer to, validate, and modify system control blocks
- o Adding a UCS image or FCB image to the system image library

This book makes reference to the DEB validity checking (DEBCHK) macro instruction and the authorized program.

Readers are expected to understand how to:

- o Code programs in assembler language as described in OS/VS and DOS/VS Assembler Language, GC33-4010
- o Use the standard linkage conventions as described in OS/VS1 Supervisor Services and Macro Instructions, GC24-5103.
- o Maintain the catalog and VTOC as described in OS/VS1 JCL Services, GC24-4100, OS/VS Utilities, GC35-0005 and OS/VS Data Management Services Guide, GC26-3783.
- o Use the access method to do input/output using the data management macros as described in OS/VS Data Management Services Guide, GC26-3783 and OS/VS

Data Management Macro Instructions, GC26-3793.  
 o Protect data sets as described under "IEHPROGM" in  
 OS/VS Utilities, GC35-0005.  
 Manual, 124 pages  
 //30//5741

GC26-3838

OS/VS VIRTUAL STORAGE ACCESS METHOD (VSAM)  
 PROGRAMMER'S GUIDE

This publication is intended for system and application programmers who use OS/VS VSAM with assembler language. It is also intended for higher level language programmers who want to convert indexed-sequential data sets to VSAM's format and to use ISAM interface.

VSAM is an access method for use with direct-access storage devices. It provides macros for gaining access to data. Its companion service program, Access Method Services, provides commands for working with data sets and catalogs.

This publication introduces programmers to OS/VS VSAM, guides them in using it, and serves as a reference. It tells how to code programs to gain access to data stored in VSAM format. Prerequisite publications:

OS/VS Data Management Services Guide, GC26-3783  
 OS/VS1 JCL Reference, GC24-5099  
 OS/VS2 JCL, GC28-0692

Manual, 125 pages  
 //30//5741,5752

GC26-3841

OS/VS2 ACCESS METHOD SERVICES (RELEASE 3)

This publication applies to release 3 and is intended for system and application programmers who want to establish and maintain VSAM data sets using Access Method Services.

Access Method Services is a multifunction service program that allows you to define data sets and catalogs, to list catalogs, to alter or delete catalog entries, to copy and print data sets, to unload and reload catalogs for backup, to make a data set or catalog portable between systems, to convert OS catalog entries into entries in an existing VSAM catalog in a VS2 system, and to list tape volumes that were mounted at the time of a checkpoint.

This publication introduces programmers to Access Method Services, guides them in using it, and serves as a reference. It also provides the background information about VSAM that is required to make effective use of Access Method Services. It tells how to code Access Method Services commands to establish and maintain data sets. It also provides general information about how to optimize VSAM's performance and how to use VSAM's security and integrity features through the values specified in Access Method Services commands.

Prerequisite publications:

OS/VS Virtual Storage Access Method (VSAM) Programmer's Guide, GC26-3838  
 OS/VS Data Management Services Guide, GC26-3783  
 OS/VS2 JCL, GC28-0692  
 OS/VS2 System programming Library: System Generation Reference, GC26-3792  
 Operator's Library: OS/VS2 Reference (JES2), GC38-0210

Manual, 290 pages  
 //30//5752

GC26-3842

PLANNING FOR ENHANCED VSAM UNDER OS/VS

VSAM (Virtual Storage Access Method) is an access method of OS/VS (Operating System/Virtual Storage). This book enables prospective users to prepare for VSAM and describes for current users the enhanced functions and capabilities that improve VSAM's performance and make it a more versatile access method for a wider range of applications.

The intended audience is data processing managers whose decisions will influence the use of VSAM, system and application programmers who will use VSAM in new and existing programs, and others seeking an introduction to VSAM.

The reader is expected to be familiar with basic concepts such as access method, direct access storage, and the distinctions between data set organization and data set processing. Appropriate sections of OS/VS Data Management Services Guide, GC26-3783, are suitable for preparatory reading.

Manual, 100 pages  
 //30//5741,5742,5752

GC26-3847

APL LANGUAGE (PROGRAMMING RPOs WE1191 AND MF2608) REFERENCE PROG. NO. 5799-ALK, 5799-AJF

This publication describes the APL language as it is currently implemented under Programming RPO WE1191 and Programming RPO MF2608. APL is an interactive, general-purpose programming language that can be used in a wide area of applications. The purpose of the publication is to provide a reference for users of APL.

Manual, 148 pages  
 //5799-ALK, 5799-AJF

GC27-0005

IBM 3600 FINANCE COMMUNICATION SYSTEM HOST SERVICE PROGRAMS REFERENCE

This is a reference manual for system programmers. It describes the job control language, input, output, commands, and error messages for each of the host service programs for

the 3600 Finance Communication System. The programs described are: the post-list processor, format program, finance image processor, dump formatting program, and program validation services.  
 Manual, 78 pages  
 //31//3600,3601,3604,3610,3611,3612,3614,3618/5741,5745,5752

GC27-0017

IBM 3790 COMMUNICATION SYSTEM: HOST SERVICES GUIDE

This manual provides information on validating and testing 3790 programs with the 3790 Program Validation Services (PVS) and on transmitting 3790 programs to a 3791 controller with the Subsystem Support Service (SSS). This manual is for application programmers who write and test 3790 programs at a host system and transmit them to a 3791 controller.

Manual, 104 pages  
 //30//3790,3791,3792,3793/5741,5745,5752

GC27-6948

7074 OS EMULATOR ON SYSTEM/370 REFERENCE.

PROG. NOS. 360C-EU-739, 741 (OS); 5744-AJ1, AK1 (VS1, VS2)

This publication contains planning information about the IBM 7074 Emulator Program for the System/370 Model 165. The emulator program runs as a problem program under the MFT or MVT version of the System/360 Operating System. The Model 165 must be equipped with the IBM Compatibility Feature #7117. The emulator program and the compatibility feature enable programs written for the IBM 7074 Data Processing System to be executed on the Model 165.

The information in this publication is for installation personnel responsible for evaluating, selecting, and implementing system configurations.

Manual, 95 pages  
 3155,3158,3165,3168//35//7070,7072,7074/

GC27-6952

7080 OS EMULATOR ON MODELS 165/168: REFERENCE. PROG. NOS. 360C-EU-737 (MFT/MVT), 5744-AL1 (VS1/VS2)

This publication describes the IBM 7080 Emulator Program, an integrated emulator program for IBM System/370 Models 165 and 168. The program executes under the MFT, MVT, VS1, or VS2 configuration of the operating system.

The publication contains the information needed to plan for and use the emulator program. The system planner can find information on planning the hardware configuration and generating the emulator. An applications programmer can find information on how the emulator program executes 7080 programs and handles 7080 data. The console operator can find information on emulator commands and messages for communicating with the emulator program.

Systems Library, 104 pages  
 3165,3168//35//7080/

GC27-6955

VIDEO/370 USERS GUIDE - PROGRAM PRODUCTS 5734-RC5, 5736-RC3

This manual provides the information that an operator requires to use VIDEO/370 for data entry and verification at the IBM 3275 Display Station.

VIDEO/370 is an IBM program product that allows data entry from local or remote display stations to provide data for application programs. Formats, commands, and checking features specified by the installation allow dynamic error correction by the operator.

This publication describes the operator's role in the VIDEO/370 system and special VIDEO/370 aspects of the display station; the basic commands are features available to all operators; procedures for data verification; optional VIDEO/370 commands that provide more extensive editing capabilities; error recovery procedures, including explanations of diagnostic messages sent to the operator; and a sample VIDEO/370 data entry session. A glossary defines terms used in the publication as they relate to VIDEO/370.

Prerequisite Publication: Operator's Guide for the IBM 3270 Information Display System, GC27-2739.

Manual, 96 pages  
 //5734-RC5,5736-RC3

GC27-6957

DOS/VS VTAM SYSTEM PROGRAMMER'S GUIDE

This publication is a reference manual for the system programmer who must install and maintain the IBM Virtual Telecommunications Access Method (VTAM) under DOS/VS.

This book does not explain how to define specific IBM Subsystems or IBM database/data-communication programs that operate with VTAM, such as the IBM 3600 Finance Communication System. To get information on how to define those sub-systems, refer to manuals for the particular subsystem.

The book assumes that the reader is familiar with the overall concepts of VTAM, has planned his network configuration, and has chosen the major VTAM options he wants to use. A good way to achieve this familiarity and obtain the background needed to select VTAM options is to read VTAM Concepts and Planning, GC27-6998. Prerequisite Publications: Operator's Library GC27-6997, Guide & Reference Manual, and IBM 3704 and 3705 Communications Controllers (GC30-3008).

Manual, 96 pages  
 /TP/30//5745

SC27-6960

VIDEO/370 SYSTEM INFORMATION MANUAL - PROG. NOS. 5736-RC3 AND 5734-RC5

This manual describes the installation and daily operation of VIDEO/370, a program product for entering data from display stations. The manual describes how to specify editing options, define a teleprocessing configuration, initialize files, design screen formats, extract entered data for application use, and obtain production reports.

The manual is intended primarily for the system programmer -- the person who understands his shop's requirements and will install and tailor VIDEO/370 accordingly. Parts of the manual are also intended for the system console operator, who will run the VIDEO/370 programs and respond to any messages. Supervisory personnel may find useful the material about VIDEO/370's reports program, which produces statistics on entry operator entry operator efficiency.

Manual, 216 pages  
 ////5734-RC5,5736-RC3

GC27-6967

PROGRAM PRODUCT SPECIFICATIONS VIDEO/370 OS - PROGRAM NUMBER 5734-RC5

The Program Product Specifications (PPS) describe the warranted specifications of the subject Program Product. Specifications, 4 pages  
 370//30/OS,OTSO,OASP,CALL/3275,3277/

GC27-6969

PROGRAM PRODUCT SPECIFICATIONS VIDEO/370 DOS - PROGRAM NUMBER 5736-RC3

The Program Product Specifications (PPS) describe the warranted specifications of the subject Program Product. Specifications, 4 pages  
 370//30/DOS/3275,3277/

GC27-6971

OS/VS GRAPHIC PROGRAMMING SERVICES (GPS) FOR IBM 2250 DISPLAY UNIT - MANUAL

Describes macro instructions and routines provided under OS/VS to aid in writing assembler-language programs that use the IBM 2250 Display Unit, Model 1 or 3. These programming services are useful in:

- o Displaying data in alphanumeric or graphic form
- o Controlling input/output
- o Communicating with the 2250 operator

This manual is intended primarily for application programmers coding in assembler language. It also provides installation managers, system engineers, and system programmers with general information about programming the 2250 display unit.

The reader should be familiar with the information in:  
 IBM System/360 Component Description:  
 IBM 2250 Display Unit Model 1, GA27-2701  
 IBM System/360 Component Description:  
 IBM 2250 Display Unit Model 3  
 IBM 2840 Display Control Model 2, GA27-2721

Manual, 146 pages  
 //30//2250/5741,5742,5752

GC27-6972

OS/VS GRAPHIC PROGRAMMING SERVICES (GPS) FOR IBM 2260 DISPLAY STATION (LOCAL ATTACHMENT) - SYSTEM LIBRARY MANUAL

This manual describes macro instructions provided under OS/VS to aid in writing assembler-language programs that use the IBM 2260 Display Station (Local Attachment).

These programming services are useful in: Controlling input/output, and Communicating with the 2260 operator.

This manual is intended primarily for application programmers coding in assembler language. It also provides installation managers, system engineers, and system programmers with general information about programming the 2260 display station.

The reader should be familiar with the information in:  
 IBM System/360 Component Description:  
 IBM 2260 Display Station  
 IBM 2848 Display Control, GA27-2700.

Manual, 52 pages  
 //30//2260/5741,5742

GC27-6973

OS/VS GRAPHIC SUBROUTINE PACKAGE (GSP) FOR FORTRAN IV, COBOL, AND PL/I - SYSTEM LIBRARY

This manual describes how a FORTRAN, COBOL, or PL/I programmer can write graphic programs for use with the IBM 2250 Display Unit under control of OS/VS. It also describes how the graphic subroutine package may be used in a program written in Assembler Language.

The graphic subroutine package (GSP) consists of subroutines and functions for displaying characters or graphic forms on the 2250 screen and for controlling communication between the program and the 2250 operator. The subroutines may be called from a program written in the E, G, or H level of FORTRAN IV, in COBOL (F), in PL/I (F), or from a program written in Assembler Language. They are not an extension of the FORTRAN IV, COBOL, or PL/I languages, but may be used in conjunction with them.

Manual, 188 pages  
 //30//2250/5741,5742

GC27-6974

OS/VS PROBLEM DETERMINATION AIDS AND MESSAGES AND CODES FOR SPS AND GSP

This manual contains aids for determining and solving problems that involve display programs that use either the Graphic Programming Services (GPS) for the IBM 2250 Display Unit and IBM 2260 Display Station or the Graphic Subroutines Package (GSP) for the IBM 2250 Display Unit. The aids are directed to the display operator, application programmer, system operator, system programmer, and system maintenance personnel.

The manual is divided into an introduction and six sections of problem determination aids:

- o Display operator aids
- o Application programmer aids
- o Messages
- o Codes
- o Generalized Trace Facility
- o Problem-related data

The reader should be familiar with information in:  
 OS/VS Graphic Programming Services (GPS) for IBM 2250 Display Unit, GC27-6971

OS/VS Graphic Programming Services (GPS) for IBM 2260 Display Station (Local Attachment), GC27-6972  
 OS/VS Graphic Subroutine Package (GSP) for FORTRAN IV, COBOL, and PL/I, GC27-6973.

Manual, 104 pages  
 //30//2250,2260/5741,5742,5752

GC27-6978

DOS VERSION 4 - BASIC TELECOMMUNICATIONS ACCESS METHOD MANUAL - PROGRAM NUMBER 370N-CQ-469

This publication describes the Basic Telecommunications Access Method (BTAM) used with the System/370 Disk Operating System (DOS) control program. BTAM provides the READ/WRITE level macro instructions for the assembler-language programmer who is implementing programs for telecommunications applications.

Included are macro instruction formats and descriptions and specific information on device-dependent considerations.

For titles and abstracts of associated publications see the IBM System/370 Bibliography, GA22-6822.  
 Manual, 392 pages  
 370/TP/30/DOS//

GC27-6980

OS/VS BTAM

Describes the Basic Telecommunications Access Method (BTAM) available with OS/VS. BTAM provides facilities that enable an assembler-language programmer to write a teleprocessing control program that effects communications at the Read/Write level between a System/370 and a variety of computers and terminals connected to the System/370 over common-carrier or private-wire communications networks. BTAM provides similar facilities for the local IBM 3270 Display System. BTAM employs both start-stop and binary synchronous communications (BSC) techniques, depending on the type of remote station.

Typical BTAM applications include data acquisition, message switching, and inquiry processing.

This publication explains some concepts of teleprocessing and BTAM, describes line control and message transmission techniques, and describes each of the BTAM macro instructions and facilities needed to construct a control program. The READ and WRITE macro instructions applicable for each type of remote station and line configuration are given, along with the channel programs generated for each type.

Prerequisite to use of this publication is a knowledge of System/370 assembler language and data management facilities.

Manual  
 /TP/30//5741,5752

GC27-6983

7094 OS EMULATOR ON MODELS 165/168 REFERENCE PROGRAM NUMBER FOR OS/MFT AND OS/MVT - 360C-EU-740 AND PROGRAM NUMBER FOR OS/VS1 AND OS/VS2 - 5744-AM1

This manual describes the IBM 709/7090/7094/7094 II Emulator Program for the IBM System/370 Models 165, 165 II, and 168, and provides information needed to use the program. The emulator program executes object programs for the IBM 709, 7090, 7094, and 7094 II Data Processing Systems, and runs as a problem program under the MFT, MVT, VS1, or VS2 configurations of the operating system. The Model 165 or Model 165 II must be equipped with the IBM Compatibility Feature #7119. The Compatibility Feature for the Model 168 is #7129. The emulator program uses the compatibility feature to perform the more complex and frequently occurring processes of emulation.

The manual also describes three programs that are distributed with the emulator: the tape preprocessor program, the tape postprocessor program, and the emulator system-output writer. The preprocessor and postprocessor programs are data manipulation programs that change the format of 7094 data. The writer prints 7094 data spooled on the SYSOUT data set.

System planners and programmers should use this manual for planning, generating, using, and modifying the emulator. Programmers responsible for executing 7094 programs should use the manual for instructions on processing 7094 data and executing the emulator. System operators should use the manual for instructions on how to communicate with the emulator program. All messages issued by the emulator and

the data manipulation programs are included in an appendix.

Programmers and planners should be experienced with the IBM 709, 7090, 7094, or 7094 II Data Processing System and with the operating system, having a working knowledge of the MFT, MVT, VS1 or VS2 configuration.  
Manual, 96 pages  
3165,3168//35//7094/

GC27-6985

DOS/VS QTAM MPPS (MESSAGE PROCESSING PROGRAM SERVICES)  
COMPONENT NUMBER 5745-SC-QTM

This publication is intended for the problem programmer assigned to write a message processing program to support a QTAM-controlled telecommunications system operating under DOS/VS (Disk Operating System with Virtual Storage). Included is a general discussion of message processing programs, followed by a detailed description of the services QTAM provides in support of a message processing program. The QTAM services are provided through macro-language statements such as GET, PUT, OPEN, and CLOSE. Also included is a discussion of services QTAM provides to enable the programmer to examine and modify the telecommunications system.

General information of interest to the programmer writing a message processing program (such as telecommunications applications, concepts and terminology, and message formats) is contained in the publications DOS/VS QTAM Message Control Program, GC27-6986.  
Manual, 56 pages  
/TP/30///5745

GC27-6986

DOS/VS QTAM MCP (MESSAGE CONTROL PROGRAM) - COMPONENT NUMBER  
5745-SC-QTM

The first part of this publication contains information of a general nature and is of interest to anyone, including managers, system analysts, and programmers, involved in planning or implementing a QTAM-controlled telecommunications system to operate under DOS/VS (Disk Operating System with Virtual Storage). The topics discussed include: devices supported; concepts and terminology; QTAM facilities; and applications supported.

The remaining two parts of this publication, beginning with the chapters on nonaudio and audio message handling respectively, describe in detail the problem programming necessary for constructing QTAM message control programs to support telecommunications applications. A thorough understanding of this publication requires a basic knowledge of System/370 machine concepts and DOS/VS.  
Manual, 264 pages  
/TP/30///5745

GC27-6987

INTRODUCTION TO VTAM (VIRTUAL TELECOMMUNICATIONS ACCESS  
METHOD)

VTAM, the Virtual Telecommunications Access Method, handles the transfer of data between application programs and telecommunications devices. It is available under DOS/VS, OS/VS1, and OS/VS2.

This manual is intended for those who will decide whether or not to use VTAM, and as preliminary information for installation managers and system programmers who will install it. It discusses:

- o Definition of VTAM to the operating system
- o Operation of a VTAM telecommunications network
- o VTAM macro instructions
- o Operation of TCAM programs under VTAM
- o Reliability, availability, and serviceability features available to VTAM.

The reader should be familiar with teleprocessing concepts. System programmers should be familiar with the operating system with which they will use VTAM.  
Manual, 54 pages  
/TP/30///5741,5745,5752

GC27-6989

DOS/VS BTAM - COMPONENT NUMBER 5745-SC-BTM

This publication describes the Basic Telecommunications Access Method (BTAM) used with DOS/VS (Disk Operating System with Virtual Storage). BTAM provides the READ/WRITE level macro instruction for the assembler-language programmer who is implementing programs for telecommunications applications.

Included are macro instruction formats and descriptions and specific information on device-dependent considerations.  
Manual, 440 pages  
/TP/30///5745

GC27-6992

OS/VS2 HASP VERSION 4 SYSTEM PROGRAMMER'S GUIDE - PROGRAM  
NUMBER 370H-TX-001

This publication consists of self-contained chapters, each of which provides information necessary to generate, install, and implement capabilities of the HASP program. It is designed primarily for system programmers responsible for generating, maintaining, and extending HASP features.  
Manual, 180 pages  
SLSS - ORDER NO. SUBSCRIPTION ONLY

GC27-6993

OS/VS HASP VERSION 4 OPERATOR'S GUIDE - PROGRAM NUMBER  
370H-TX-001

This publication tells the computer operator how to use HASP II Version 4 with OS/VS2 Release 1. It presents specific operating techniques and operator commands for:

- o Starting, stopping, and restarting the HASP System
- o Handling system input and input devices
- o Handling system output and output devices
- o Controlling devices
- o Controlling jobs

Manual, 244 pages

SLSS - ORDER NO. SUBSCRIPTION ONLY

GC27-6994

VTAM MACRO LANGUAGE GUIDE

Describes how to write a VTAM application program. A VTAM application program is a program that contains VTAM macro instructions to request connection to and communication with telecommunications devices and subsystem supported by VTAM. This book should be used with reference publication, VTAM Macro Language Reference, GC27-6995.

The contents include:

An overview of VTAM application programs and their relation to other elements in a teleprocessing network.

Suggestions on how to organize a VTAM application program. A discussion of the concepts, facilities, and language for opening and closing the program, and for connecting to and communicating with logical units and terminals.

Requirements and suggestions on using exit-routines, handling errors and special conditions in the network and debugging a VTAM application program. The user is assumed to be familiar with System/370 assembler language.

Prerequisite Publications: None, however; VTAM Concepts and Planning, GC27-6998, may be helpful in understanding the concepts of a VTAM network.

Manual, 101 pages

/TP/30///5741,5745,5752

GC27-6995

VTAM MACRO LANGUAGE REFERENCE: COMPONENT NOS. 5741-SC1-23  
(VS1), 5752-SC1-23 (VS2), AND 5745-SC-VTM (DOS/VS)

This book is a reference manual that describes the VTAM macro instructions in detail.

VTAM is an access method that allows a program operating under a virtual storage operating system to communicate with the terminals of a teleprocessing network. The language that this book describes consists of the VTAM macro instructions with which the program prepares for and requests communication with the terminals.

This manual is used by installation personnel (typically systems programmers) who code the programs that provide an interface between the application programs and the teleprocessing network.

The reader should be familiar with Introduction to VTAM, (GC27-6987), Chapter 5 of VTAM Concepts and Planning, (GC27-6998), and with those parts of the OS/VS and DOS/VS Assembler Language (GC33-4010), that explains the rules for coding assembler expressions. The reader should also be familiar with the characteristics of the devices with which the program will be communicating, with the line-control discipline (start-stop or BSC) that will be used with teleprocessing concepts can read Data Communications Primer, GC20-1668.

Manual, 200 pages

/TP/30///5741,5745,5752

GC27-6996

VTAM OS/VS1 SYSTEM PROGRAMMER'S GUIDE

This publication is a reference manual for the system programmer who must install and maintain the IBM Virtual Telecommunications Access Method (VTAM) under OS/VS1.

This book does not explain how to define specific IBM subsystems or IBM data-base/data-communication programs that operate with VTAM, such as the IBM 3600 Finance Communication System or the IBM Customer Information Control System OS/VS. To get information on how to define those systems, refer to manuals for the particular system.

The book assumes that the reader is familiar with the overall concepts of VTAM, has planned his network configuration, and has chosen the major VTAM options he wants to use. A good way to achieve this familiarity and obtain the background needed to select VTAM options is to read VTAM Concepts and Planning, GC27-6998.

The following publications must be used with this book: Operator's Library: GC27-6997

IBM 3704 and 3705 Communications Controllers: Network Control Program/VS Generation and Utilities; Guide and Reference Manual (for OS/VS and DOS/VS VTAM Users), GC30-3008.

Manual, 183 pages

/TP/30///5741

GC27-6997

VTAM NETWORK OPERATING PROCEDURES

This book is intended to be used as a reference manual and a how-to-do-it book for system operators who run a VTAM network and as a guide for system programmers who must provide operators with information they need to run the network. This book can also be used as a source book by persons assigned to writing operating procedures for a particular VTAM installation.

This book introduces the network operator to the VTAM system and describes the basic format for commands (CHAPTER 1), discusses basic operating procedures (CHAPTER 2), and explains the use of commands in performing particular operations (CHAPTER 3 thru 7).

An operator who uses this book should be familiar with the basic operation of the host operating system under which VTAM is to be run, and should have a basic understanding of VTAM.

He can gain the understanding of VTAM by reading the IBM publication VTAM CONCEPTS and PLANNING GC27-6998.  
Manual, 75 pages  
/TP/30///5741,5745,5752

## GC27-6998

VTAM CONCEPTS & PLANNING

This publication provides a guide to planning for the installation and use of the Virtual Telecommunications Access Method (VTAM) in both DOS/VS and OS/VS. VTAM provides connection and telecommunication services between application programs and terminals. Terminals include logical units (telecommunication subsystem logic) on links using synchronous data-link control (SDLC) communication, certain devices on links using start-stop and binary synchronous communication, and local 3270 devices. The VTAM user can dynamically define, control and modify his telecommunication system; distribute function through the network; and share network resources among his application programs.

This publication describes VTAM's major concepts and facilities on both an installation and an application program level. It also describes VTAM'S reliability, availability, and serviceability features, hardware and software requirements, and planning considerations for telecommunication security, resource sharing, and using VTAM other telecommunication access methods.

This publication is directed primarily to data processing managers and system programmers that are installing or considering installing a VTAM telecommunication system. A more general description of VTAM is provided in Introduction to VTAM, GC27-6987.  
Manual, 224 pages  
/TP/30///5741,5745,5752

## GC27-6999

AN INTRODUCTION TO PROGRAMMING THE IBM 3270

Provides the information required to program the IBM 3270 Information Display System.

Programming the 3270 includes designing the panel, building and coding the data stream, analyzing data, designing the line control program, and handling error recovery.

The intended audience is the systems and application programmers who install the 3270 and tailor it to the needs of their installations.

The first section of the book describes screen design. Fields and attributes are discussed, as well as data streams, orders, and the use of such 3270 features as program attention keys and the Selector Pen. The second section describes screen management by means of decoding and generating data streams, mapping, building output data streams, and the automatic copy function. The third section discusses device management. The master terminal program is described, as well as reliability and error recovery procedures such as sense/status analysis.  
Manual, 112 pages  
//30//3270,3271,3272,3275,3277,3284,3286,3288/

## GC28-0600

OS/VS2 PLANNING AND USE GUIDE

This publication describes OS/VS2 to users responsible for selecting, evaluating, and implementing an OS/VS2 system. The purpose of this publication is to introduce VS2 concepts and to provide planning and use information. This publication assumes a knowledge of OS/MVT. (MVT is described in IBM System/360 Operating System: MVT Guide, GC28-6720.) This publication contains the following chapters:

- o Introduction
- o System Control Program
- o Standard Support Programs
- o Options
- o Compatibility
- o Defining the System
- o Job Management and Supervisor Services for System Programmers
- o Supervisor Macro Instructions for System Programmers
- o System Overview
- o Glossary

## Related publications are:

Introduction to Virtual Storage in System/370, GR20-4260  
IBM System/370 System Summary, GA22-7001  
IBM Data Processing Glossary, GC20-1699  
OS/VS Virtual Storage Access Method (VSAM) Planning Guide, GC26-3799

OS/VS1 Planning and Use Guide, GC24-5090.  
Systems Publication, 248 pages  
//34///5742

## GC28-0601

OS/VS2 RELEASE 1 GUIDE

This publication contains information about the scope and content of Release 1 of OS/VS2. It provides planning and implementation information for installation managers, system programmers, and IBM field personnel.

The publication describes special considerations, module information, and ordering and distribution procedures for Release 1 of OS/VS2.  
Manual, 104 pages  
//34///5742

## GC28-0602

OS/VS MASTER INDEX

This publication consolidates the indexes of publications in the IBM System Library for OS/VS; it applies to both VS1 and VS2.

The master index lists topics alphabetically, and refers to publications where these topics are discussed. The indexes of these publications list the same topics and refers to specific pages.

Systems publication, 408 pages  
//20///5741,5742

## GC28-0604

OS/VS2 SYSTEM PROGRAMMING LIBRARY: STORAGE ESTIMATES

Describes the real, virtual, and auxiliary storage areas of VS2 Release 2 and provides formulas for estimating the system's storage requirements.

This publication should be used by the system programmers to determine the storage required for running a VS2 Release 2 system at their installation.

The first section contains an introduction to the various types of storage that may be estimated. Section two provides overviews of real, virtual, and auxiliary storage. The third section contains formulas, in the form of worksheets, for estimating storage requirements. The fourth section summarizes optional storage requirements associated with IBM supplied programs, system utilities, and service aids. Appendix A provides examples of storage estimates, Appendix B lists all the models that are always or optionally made a part of SYS1.LPALIB during system generation, and Appendix C contains a glossary of acronyms used in this publication.

## Corequisite Publications:

IBM OS/VS2 System Generation Reference, GC26-3792

IBM OS/VS2 Release 2 Initialization and Tuning Guide, GC28-0681

programmers. It contains instructions, formulas, and figures that can be used to estimate the storage requirements for OS/VS2. Storage requirements are divided into three categories: real storage, virtual storage, and auxiliary storage. Each type of user can use this publication differently.

- o System planners can use this publication to plan the storage requirements of a new system, including the effects of options on the total storage requirement.
- o System programmers can use this publication to determine the amount of real, virtual, and auxiliary storage that has to be allocated during system generation and to determine the amount of storage available to the application programmer.
- o Application programmers can estimate the storage requirements of their jobs.

This publication should be used with OS/VS2 System Manual, 156 pages  
//34///5752

## GC28-0629

OS/VS2 SYSTEM PROGRAMMING LIBRARY: TSO

Provides information pertaining to the TSO facilities that can be influenced by the system programmer. Describes installation controlled TSO commands ACCOUNT and OPERATOR and their associated subcommands.

Part I discusses TSO services. This section refers to considerations in preparing for TSO processing; managing data sets needed by TSO; writing exit routines to extend or modify TSO operations.

Part II describes the ACCOUNT and OPERATOR commands and associated subcommands. The ACCOUNT command and subcommands create and update entries in the user attribute (UADS) and broadcast data sets. The OPERATOR command and subcommands regulate and maintain TSO from terminals having transmit-interruption capabilities.

Manual  
//39///5752

## GC28-0632

OS/VS2 SYSTEM PROGRAMMING LIBRARY: DEBUGGING HANDBOOK

This publication provides reference information for use in debugging user of system programs. The user of this publication should have a working knowledge of OS/VS2 functions and logic.

The handbook measures approximately four by seven inches, and is six-hole punched. It has eight sections, as follows:

- o Section 1 describes an approach to debugging based on identification and analysis of system status indicators.
- o Section 2 summarizes major OS/VS2 debugging aids,



and includes reprints of VS2 information from the following reference cards:

OS/VS Service Aids Reference Summary, GX28-0634  
OS/VS DSS Command Language Reference Summary,  
GX28-0690

- o Section 3 describes dump and trace output of debugging aids summarized in Section 2.
- o Section 4 shows how to find information in a dump
- o Section 5 summarizes major system error indicators
- o Section 6 illustrates the logical relationships of major system data areas, describes the formats of data areas used frequently in debugging, and provides a directory of data areas documented in other publications.
- o Section 7 provides general reference information useful for debugging purposes.
- o Section 8 lists and categorizes OS/VS2 publications

The handbook is intended for use in conjunction with the System/370 Reference Summary, GX20-1850, a reference card that provides additional information useful in debugging.  
Handbook  
//37///5752

GC28-0636

OS/VS OLTEP MANUAL

This publication provides customer engineers, other qualified personnel, and operators with the information required to use the Online Test Executive Program (OLTEP).

OLTEP is a standard component of OS/VS that is designed to run online test programs, under control of the operating system, for the testing of Input/Output devices.

Messages issued by OLTEP are described in OS/VS Message Library: Service Aids and OLTEP Messages, GC38-1006.

Customer engineers should refer to F.E. Diagnostic Order Procedure, ZZ25-0505, for ordering procedures for online tests and their documentation.  
Manual, 76 pages  
//37///5741

GC28-0640

OS/VS DYNAMIC SUPPORT SYSTEM - FEATURE NOS 5007, 5008 5413, AND 5414 - COMPONENT NOS 5741-SC1-10 AND 5742-SC1-10  
A combined language reference manual and user's guide for the Dynamic Support System (DSS).

DSS is a monitoring and debugging program that is intended for use by IBM Program Systems Representatives and user-authorized personnel. DSS helps identify and provide temporary corrections to software errors in the IBM Operating System with Virtual Storage (OS/VS).

This book has six sections. Section 1 describes the functions and capabilities of DSS. Section 2 describes the DSS command language. Section 3 is a summary of Section 2. Section 4 tells how to use DSS. Section 5 describes the formatted output (dumps and displays) produced by DSS. Section 6 describes the messages issued by DSS.

Before using DSS to debug OS/VS, the reader must know the internal logic of OS/VS.

Information about OS/VS2 is for planning purposes until is available in OS/VS2 Release 2.

Manual  
//37///5741,5752

GC28-0645

OS/VS2 TSO TERMINAL USER'S GUIDE

This publication introduces the user to the basic information required to use TSO. The TSO commands used to perform functions such as entering and manipulating data and executing programs at a terminal are discussed. This publication is a pre-requisite for the TSO Command Language Reference.

- o Start and end a terminal session
- o Enter and manipulate data
- o Program at the terminal
- o Test a program
- o Write and use command procedures

No prior knowledge of TSO is required to use this publication and there are no prerequisite publications. After becoming familiar with the information presented in this manual, you should use OS/VS2 TSO Command Language Manual, 96 pages  
//39///5752

GC28-0646

OS/VS2 TSO COMMAND LANGUAGE REFERENCE

This publication describes the commands, operands, and syntax of the TSO command language. It is intended for use at a terminal as a reference. The prerequisite publication, TSO Terminal User's Guide, GC28-0645, describes what commands are used to perform specific functions. The Command Language Reference also describes the statements used in command procedures and contains appendices describing system commands and program product commands. The audience for this publication should have a basic knowledge of using a terminal and a familiarity with TSO commands.

Manual, 280 pages  
//39///5752

GC28-0648

OS/VS2 TSO GUIDE TO WRITING A TERMINAL MONITOR PROGRAM OR COMMAND PROCESSOR

This publication describes features of TSO that can be replaced, modified, or added to by each installation's particular needs. The manual is a reference for programmers whose responsibility is to modify the portions of TSO that communicate directly with the user at the terminal.

The publication discusses how to modify or replace Terminal Monitor Program and the Command Processors vaguely, and describes the programming features provided within TSO for user-written Terminal Monitor Programs, Command Processors, and applications programs.

Service routines  
Macro Instructions  
SVC's  
The Dynamic Allocation Interface Routine (DAIR)  
The Test Command Processor

The reader of this publication should have a knowledge of the structure of TSO.  
Manual, 316 pages  
//39///5752

GC28-0661

INTRODUCTION TO OS/VS2 RELEASE 2

This publication contains introductory information about VS2 Release 2, a system control program (SCP) that features virtual storage, multiprogramming, multiprocessing, time sharing, and streamlined job scheduling. It is assumed that readers have a basic knowledge of programming systems such as OS/MVT or OS/VS2 Release 1.

Manual  
//34///5752

GC28-0663

DOS/VS AND OS/VS TOLTEP FOR VTAM

This publication provides the information needed to use the Teleprocessing Online Test Executive Program (TOLTEP). TOLTEP, which is automatically included in the system with VTAM, controls the selection, configuration, and use of online tests (OLTS) for terminals supported by the Virtual Telecommunications Access Method (VTAM) that use the basic mode of data transfer.

Manual, 60 pages  
//TP/37///5741,5745,5752

GC28-0665

OS/VS1 SERVICE AIDS

This publication explains when, why, and how to use IBM service aids to diagnose and fix failures in system or application programs. Each service aid is discussed in a separate chapter. The service aids are:

- o GTF (Generalized Trace Facility) -- Traces selected system events such as SVC and I/O interruptions.
- o IMCJOBQD -- Operates as a standalone program to format and print the system job queue. system events such as SVC and I/O interruptions.
- o HMBLIST -- Formats and prints object modules, load modules, and CSECT identification records; maps reenterable load module area.
- o IMCOSJQD -- Operates as a problem program to format and print the system job queue.
- o HMDPRDMP -- Formats and prints dump data sets, which may include page data sets and GTF trace data.
- o HMAPTFLE -- Updates an operating system by applying PTFs or by generating JCL statements needed to apply PTFs or ICRs in a later step.
- o HMDSADMP -- Operates as a standalone program to produce high-speed or low-speed dump of real storage. The high-speed version can also dump page data sets.
- o HMASPZAP -- Verifies and/or replaces instructions and/or data in a load module. Information about how to write PRDMP/EDIT user exit programs is provided in a separate appendix. Messages issued by the service aids are described in OS/VS Message Library: Service Aids and OLTEP Messages.

Systems Publication  
//37///5741

GC28-0666

OS/VS OLTEP SYSTEMS PUBLICATION - COMPONENT NUMBERS 5741-SC1-06 AND 5742-SC1-06

This publication provides customer engineers, other qualified personnel, and operators with the information required to use the Online Test Executive Program (OLTEP).

OLTEP is a standard component of OS/VS that is designed to run online test programs, under control of the operating system, for the testing of Input/Output devices.

Messages issued by OLTEP are described in OS/VS Message Library: Service Aids and OLTEP Messages, GC38-1006.

Customer engineers should refer to F.E. Diagnostic Order Procedure, ZZ25-0505, for ordering procedures for online tests and their documentation.

Manual  
//37///5741

GC28-0667

OS/VS2 PLANNING GUIDE FOR RELEASE 2

Provides planning information for installations that intend to install OS/VS2 Release 2.



OS/VS Release 2 is a virtual storage operating system with multiprogramming, multiprocessing, time sharing (TSO) and job entry subsystems. It provides new features and enhances existing OS/MVT and OS/VS2 facilities. This publication describes the significant difference between VS2 Release 2 and both MVT and VS2 Release 1.

The intended audience is an installation manager or a system programmer responsible for assessing the effort required to install an OS/VS Release 2 system.

The introduction highlights major points that should be considered for installing VS2 Release 2. The first section describes procedures and macro instructions for system generation, procedures and parameters for system initialization, and system libraries and data sets. The second section describes the system resources manager and MF/1 (the system activity measurement facility). The third section describes system integrity and recommendation for maintaining it in control program extensions or modifications. The fourth section describes conversion considerations for the job entry subsystem, SMF, JCL, operator commands, time sharing, data sets, allocation, the catalog, programs and multiprocessing. An appendix shows the virtual storage layout.

Prerequisite Publications:  
The reader must be familiar with the information presented in IBM System/370: Introduction to VS2 Release 2, GC28-0661. Manual  
//34///5752

GC28-0668

OS/VS SYS1.LOGREC ERROR RECORDING

This publication is intended for system operators, programmers, and administrators involved in using the information on the SYS1.LOGREC data set under the OS/VS1 system control program. This publication describes:

- o Why and how the different types of error records are built and recorded on SYS1.LOGREC.
- o The service aid programs that can be used to maintain and retrieve information on SYS1.LOGREC.

Messages issued by the IFCDDIP00 and IFCEREPO service aids are described in OS/VS Message Library: Service Aids and OLTEP Messages, GC38-1006.

Manual  
//37///5741

GC28-0671

OS/VS2 RELEASE 2 GUIDE

This publication contains information about the scope and content of the current release of OS/VS2. It provides planning and implementation for installation managers, system programmers, and IBM field personnel. This publication describes:

- o Special considerations
- o Module information
- o Ordering and distribution procedures for the current system

Manual  
//34///5752

GC28-0673

OS/VS SYSTEM MODIFICATION PROGRAM (SMP)

This publication contains information about the System Modification Program (SMP). This information is intended for use by IBM personnel and system programmers responsible for changing and redesigning the installation's operating system. The reader should be experienced in using and modifying VS operating systems.

This publication describes how to use the program and gives its storage requirements. It includes all the control statements required with coding examples illustrating the various SMP functions.

The appendix contains the SMP messages, a data set requirement chart, and a cataloged procedure.

Systems Publication  
//37///5741,5752

GC28-0674

OS/VS2 SYSTEM PROGRAMMING LIBRARY SERVICE AIDS

This publication explains when, why, and how to use IBM service aids to diagnose and fix failures in system or application programs. Each service aid is discussed in a separate chapter. The service aids are:

- o GTF (Generalized Trace Facility) - Traces selected system events such as SVC and I/O interruptions
- o HMBLIST - Formats and prints object modules, load modules, and CSECT identification records; maps re-enterable load module area
- o HMDPRDMP - Formats and prints dump data sets, which may include page data sets and GTF trace data.
- o HMAPTFLE - Updates an operating system by applying PTFs or by generating JCL statements needed to apply PTFs or ICRs in a later step.
- o HMDSADMP - Operates as a standalone program to produce highspeed or lowspeed dump of real storage. The high speed version can also dump page data sets.
- o HMASPZAP - Verifies and/or replaces instructions and/or data in a load module.

Information about how to write PRDMP/EDII user exit programs is provided in separate appendices.

Messages issued by the service aids are described in OS/VS Message Library: Service Aids and OLTEP Messages, GC38-1006.

Manual, 252 pages  
//37///5752

GC28-0675

OS/VS2 SYSTEM PLANNING LIBRARY: OLTEP

This publication provides customer engineers, other qualified personnel, and operators with the information required to use the Online Test Executive Program (OLTEP).

OLTEP is a standard component of OS/VS that is designed to run online test programs, under control of the operating system, for the testing of Input/Output devices.

Messages issued by OLTEP are described in OS/VS Message Library: Service Aids and OLTEP Messages, GC38-1006.

Customer engineers should refer to F.E. Diagnostic Order Procedure, ZZ25-0505, for ordering procedures for online tests and their documentation.

Manual  
//37///5752

GC28-0677

OS/VS2 SYSTEM PROGRAMMING LIBRARY: SYS1.LOGREC ERROR RECORDING, COMPONENT NO. 5742-SC1-CD

This publication is intended for system operators, programmers, and administrators involved in using the information on the SYS1.LOGREC data set under the OS/VS2 system control program.

This publication describes:

- o Why and how the different types of records for hardware and software failures and system conditions are built and recorded on SYS1.LOGREC
- o The service aid program (IFCDDIP00 and IFCEREPO) that can be used to maintain and retrieve information on SYS1.LOGREC.

Messages issued by the IFCDDIP00 and IFCEREPO service aids are described in OS/VS Message Library: Service Aids and OLTEP Messages, GC38-1006.

Manual, 92 pages  
//37///5752

GC28-0681

OS/VS2 SYSTEM PROGRAMMING LIBRARY: INITIALIZATION AND TUNING GUIDE

This book contains information on the following general topics:

- o System parameters in SYS1.PARMLIB
- o JES2 initialization parameters
- o How to use the System Resource Manager (SRM)
- o How to use the System Activity Measurement Facility (MF/1)
- o System performance factors, such as those affecting VIO, catalog, device allocation, JES2, the use of SMF as a tuning aid, the pageable link pack area, and paging data sets

Note: The information on the SRM, MF/1, and system performance factors is preliminary and is based on design analysis, not on system measurements. A later edition will include tuning guidelines based on measurements.

Manual, 352 pages  
//34///5752

GC28-0683

OS/VS2 SUPERVISOR SERVICES AND MACRO INSTRUCTIONS

This publication describes the services of the supervisor, the macro instructions used to request these services, and the linkage conventions used by the control program to provide these services. The book is intended for the applications programmer coding in assembler language.

Systems publications, 228 pages  
//36///5752

GC28-0686

OS/VS POWER WARNING FEATURE (PWF) SUPPORT-ICR GUIDE

This publication acquaints and instructs the user with the Power Warning Feature Support. This publication contains information for the operator and the system programmer.

Manual  
//36///5741,5742,5752

GC28-0689

OS/VS2 CONVERSION NOTEBOOK

The OS/VS2 Conversion Notebook documents experience with early versions of MVS (multiple virtual storage -- VS2 Release 2) at internal IBM installations and at field test installations. It is intended for installation managers and system programmers who are responsible for converting from OS/MVT or VS2 Release 1 to MVS.

This book documents the impact of certain features and facilities on an installation's conversion process and supplements existing publications in the MVS library. It is not intended to present a comprehensive description of the conversion process, to describe the features and facilities of MVS, to replace existing publications, or to provide information on tuning and performance. The reader is expected to be familiar with MVS system, as described in the Introduction to VS2 Release 2, GC28-0661, and the OS/VS2 Planning Guide for Release 2, GC28-0667. Tuning information is included in the OS/VS2 System Programming Library: Initialization and Tuning Guide, GC28-0681. The reader should also be familiar with the information presented in

the OS/VS2 Release 2 Guide, GC28-0671. The reader should also be familiar with the information presented in the OS/VS2 Release 2 Guide, GC28-0671. Additional publications, pertinent to a specific conversion step, are referenced in the chapter of this book that covers that conversion step. There are three chapters:

- o Chapter 1: Overview
- o Chapter 2: System Generation and Initialization
- o Chapter 3: Catalog Conversion

Chapter 1 contains mapping of OS/MVT and VS2 Release 1 publications into their MVS counterparts and a list of differences between MVS and VS2 Release 1 or OS/MVT. Chapter 2 and 3 each covering a distinct conversion step, and divided into two parts.

- o an introduction that lists the publications relevant to the topic of the chapter and that contains, if considered necessary, background information on the topic.
- o a series of bulletins that contains hints or considerations for the conversion step

The chapters will be updated by means of additional bulletins as more information becomes available; also further chapters, covering additional conversion steps, will be published on an on-going basis.

The recommendations given in this manual are meant to help an installation convert to MVS; since they are based on experience with early versions of MVS, however, they have not been submitted to any formal IBM test. As a result, potential users should evaluate the applicability of the recommendations to their installation before implementation.

Manual  
//34//5752

GC28-0692

OS/VS2 JCL

This manual contains the information necessary to code job control language (JCL) and job entry subsystem 2 (JES2) control statements. It is intended for use by programmers who code JCL and JES2 control statements and who understand the concepts of job management and data management.

The first part of the book is tutorial, explaining the use of the various parameters. The second part explains each parameter according to the statements it is coded on. The last part explains the JES 2 control statements and the AMP and DCB parameters. These are followed by reference tables and a glossary.

Manual  
//36//5752

GC28-0695

OS/VS2 TSO SUPPORT FOR VSBASIC-RELEASE 1.6

This publication describes the external features of TSO that support VSBASIC or an equivalent for OS/VS2 Release 1.6. It is intended for use by the terminal user and the system programmer.

Only changes resulting from VSBASIC support are documented in this publication.

Manual, 20 pages  
//39//5742

GC28-0700

OS/VS2 RELEASE 3 GUIDE

The information in this manual is for assisting installation managers, system programmers, and IBM Field Engineering personnel in planning for Release 3 of OS/VS2. It describes OS/VS2 Release 3 features and enhancements, special system generation and programming considerations, change activity, and ordering and distributing procedures. It also contains lists and charts depicting the OS/VS2 Release 3 library, and mappings of OS/MVT and OS/VS2 Release 1.0/1.6 publications into their OS/VS2 Release 3 counterparts.

Manual  
//34//5752

GC28-6394

DOS FULL ANS COBOL, PROG. NOS. 360N-CB-482 (V1 & V2), 5736-CB2, LM2 (V3), 5746-CB1, LM4 (DOS/VS)

COBOL (Common Business Oriented Language) is a programming language, similar to English, that is used for commercial data processing. It was developed by the Conference On Data Systems Languages (CODASYL). The U. S. A. standard of the language is USA Standard COBOL, X3.23-1968, as specified by the United States of America Standards Institute (USASI).

IBM System/360 Disk Operating System USASI COBOL incorporates the eight processing modules defined in the USA standard. These modules include: Nucleus, Table Handling, Sequential Access, Random Access, Sort, Report Writer, Segmentation, and Library. A significant number of IBM extensions are implemented as well. The IBM implementation of USA Standard COBOL also complies with the first Draft ISO Recommendation on COBOL.

This publication gives the programmer the rules for writing programs that are to be compiled by the IBM USASI COBOL compiler under the Disk Operating System. It is meant to be used as a reference manual in the writing of IBM USASI COBOL programs.

Systems Reference Library Manual, 360 pages

360,370//24/DOS//

GC28-6396

IBM OS FULL ANS COBOL, PROG. NOS. 360S-CB-545 (V2), 5734-CB1 (V3), 5734-CB2 (V4 COMP & LIB), 5734-LM2 (V4 LIB ONLY), 5740-CB1 (OS/VS COMP & LIB), 5740-LM1 (OS/VS LIB ONLY)  
This publication describes all current versions of IBM OS Full American National Standard COBOL -- Versions 2, 3, and 4. It gives the programmer the rules for writing programs that are to be compiled by the IBM Full American National Standard COBOL compilers under the Operating System. It is meant to be used as a reference manual in the writing of IBM American National Standard COBOL programs.  
Manual, 503 pages  
360,370//24/OS,OTSO,OASP,CALL//

GC28-6402

IBM SYSTEM/360 DISK OPERATING SYSTEM: AMERICAN NATIONAL STANDARD SUBSET COBOL COMPILER GENERAL INFORMATION MANUAL

This publication provides an introduction to the features of the IBM Subset American National Standard COBOL Compiler and Library, Release 2, a program product that operates under the IBM Disk Operating System. Included are a summary of the characteristics of the compiler, examples of some of the features of the language, and planning information on system requirements and compatibility characteristics.

This publication is written for installation analysts and planners. It provides them with a basis for general planning and for evaluating this product in relation to their needs. It is not meant to describe the language fully. A complete description is available in the publication IBM DOS Subset American National Standard COBOL, Order No. GC28-6403.

Manual, 12 pages  
////5736-CB1

GC28-6403

IBM SYSTEM/360 DISK OPERATING SYSTEM: AMERICAN NATIONAL STANDARD SUBSET COBOL MANUAL, PROG. NO. 5736-CB1

COBOL (Common Business Oriented Language) is a programming language, similar to English, that is used for commercial data processing. It was developed by the Conference On Data Systems Languages (CODASYL). The U. S. A. standard of the language is American National Standard COBOL, X3.23-1968, (formerly known as USA Standard COBOL), as approved by the American National Standards Institute (ANSI).

IBM System/360 Disk Operating System American National Standard Subset COBOL incorporates six processing modules of the full American National Standard. These modules are:

Nucleus	2NUC 1,2
Sequential Access	2SEQ 1,2
Random Access	2RAC 0,2
Table Handling	2TBL 1,3
Library	1LIB 0,2
Segmentation	1SEG 0,2

A significant number of IBM extensions to these modules are implemented as well; these extensions are printed on a shaded background.

This publication gives the programmer the rules for writing programs that are to be compiled by the IBM American National Standard Subset COBOL compiler under the Disk Operating System. It is meant to be used as a reference manual in the writing of IBM American National Standard COBOL programs.

Manual, 20 pages  
////5736-CB1

GC28-6407

IBM OS FULL AMERICAN NATIONAL STANDARD COBOL COMPILER AND LIBRARY, VERSION 3: GENERAL INFORMATION, PROG. NO. 5734-CB1

This publication gives general information about the IBM System/360 Operating System American National STANDARD Full COBOL Compiler and Library, Version 3, an implementation compatible with the highest level of American National Standard COBOL. The Version 3 Compiler and Library is a Program Product that operates under control of the IBM System/360 Operating System. Included here are brief descriptions of the compiler's features, as well as information on operating system requirements and machine configuration.

This publication is intended as an aid in evaluation and planning; it is not meant for the COBOL programmer. Publications for the COBOL Programmer will be provided when the IBM System/360 Operating System American National Standard Full COBOL Compiler and Library, Version 3, becomes available.

Manual, 20 pages  
360,370//24/OS,OTSO,OASP,CALL//

GC28-6421

IBM DOS FULL AMERICAN NATIONAL STANDARD COBOL COMPILER AND LIBRARY, VERSION 3, RELEASE 2, GENERAL INFORMATION MANUAL PROG. NOS. 5736-CB2 (COMPILER), 5736-LM2 (LIBRARY)

This publication gives general information about the IBM System/360 Disk Operating System American National Standard Full COBOL Compiler Version 3, an implementation compatible with the highest level of American National Standard COBOL, and its associated COBOL object-time Subroutine Library. The Version 3 Compiler and the Subroutine Library are Program Products that operate under control of the IBM System/360 Disk Operating System. Included here are brief

descriptions of the compiler's features and a description of the Subroutine Library, as well as information on operating system requirements and machine configuration.

This publication is intended as an aid in evaluation and planning; it is not meant for the COBOL programmer. Publications for the COBOL programmer will be provided when the IBM System/360 Disk Operating System American National Standard Full COBOL Compiler Version 3 and the Subroutine Library become available.  
Manual  
/////5736-LM2,5736-CB2

GC28-6431

OS FULL AMERICAN NATIONAL STANDARD COBOL COMPILER AND LIBRARY, VERSION 4, PLANNING GUIDE - PROGRAM NOS. 5734-CB2, -LM2

The IBM OS Full American National Standard COBOL Compiler and Library, Version 4, is a Program Product that accepts as input source programs written in OS Full American National Standard COBOL, Version 4. Each of the new features of the Version 4 Compiler is described in a separate chapter of this publication. The features are:

- Symbolic Debugging
- Optimized Object Code
- Teleprocessing
- COBOL Library Management Facility
- Dynamic Subprogram Linkage
- Syntax-Checking Compilation
- String Manipulation

System considerations and a description of the COBOL Object-time Subroutine Library are also included.

The Version 4 Compiler also contains all of the features of previous versions and is compatible with the highest level of American National Standard COBOL, X3.23-1968, as approved by ANSI; American National Standard COBOL is compatible with, and identical to, the proposed international standard of the language, Draft ISO Recommendation No. 1989 -- Information Processing -- Programming Language COBOL. The new COBOL language elements of the Version 4 Compiler are IBM extensions to those standards.

This publication is a planning aid for system planners and analysts, and for COBOL programmers. It is intended for use prior to the availability of the Version 4 compiler, and will be supplemented with reference documentation when the Version 4 Compiler becomes available.  
Guide, 92 pages  
/////5734-CB2,5734-LM2

SC28-6432

IBM SYSTEM/360 OPERATING SYSTEM FULL AMERICAN NATIONAL STANDARD COBOL COMPILER AND LIBRARY, VERSION 3, INSTALLATION REFERENCE MANUAL, PROGRAM NUMBER 5734-CB1

This publication contains system related information needed to make the most effective use of the Program Product IBM Full American National Standard COBOL Compiler and Library Version 3, under the control of the IBM System/360 Operating System.

This publication consists of three sections. The first two sections, "Program Product Installation" and "Storage Estimates", are directed to the system programmer or planner who is responsible for operating system generation and maintenance. The third section, "Operating Instructions", is directed to the console operator. Each section is designed to be used with an existing IBM System/360 Operating System publication.

"Program Product Installation" describes the system requirements for the compiler and the procedure needed to add the compiler to an operating system. This section supplements IBM System/360 Operating System: System Generation, Order No. GC28-6554. A module summary is also included.

"Storage Estimates" defines the storage required by the compiler. This section supplements IBM System/360 Operating System: Storage Estimates, Order No. GC28-6551.

"Operating Instructions" describes certain messages the console operator may be required to answer and presents information on Multiple Console Support (MCS). This section supplements IBM System/360 Operating System: Operator's Reference, Order No. GC28-6691.  
Manual, 8-1/2 x 11, 38 pages  
/////5734-CB1

SC28-6433

IBM SYSTEM/360 OPERATING SYSTEM TIME SHARING OPTION COBOL PROMPTER TERMINAL USER'S GUIDE AND REFERENCE INFORMATION PROGRAM NUMBER 5734-CP1

This publication describes how to use the COBOL Prompter to invoke the Program Product IBM Full American National Standard COBOL Compiler and Library, Version 3, under Operating System/360 TSO.

This publication is directed to the COBOL programmer, who is working at a time sharing terminal and is familiar with the Time Sharing Option.

Section 1 contains procedures for using the prompter and debugging at the terminal as well as a summary of data set naming conventions and sample terminal sessions. Messages to the terminal user are described. This section supplements IBM SYSTEM/360 OPERATING SYSTEM: TIME SHARING OPTION TERMINAL USER'S GUIDE, Order No. GC28-6763.

"Section 2: Reference Information" describes the COBOL command that invokes the prompter. This section is designed to be inserted in IBM SYSTEM/360 OPERATING SYSTEM: TIME SHARING OPTION COMMAND LANGUAGE REFERENCE, Order No. GC28-6732.

Manual, 8-1/2 x 11, 54 pages  
/////5734-CP1

SC28-6434

IBM SYSTEM/360 OPERATING SYSTEM (TIME SHARING OPTION) COBOL PROMPTER INSTALLATION REFERENCE MATERIAL 5734-CP1

This publication contains system related information needed to make the most effective use of the COBOL prompter to invoke the Program Product IBM Full American National Standard COBOL Compiler, Version 3. The prompter operates under the control of the Time Sharing Option (TSO) of the IBM System/360 Operating System.

The information in this manual is directed to the system programmer or planner responsible for operating system generation and maintenance. Each of the three sections is designed to be used with an existing IBM System/360 Operating System publication.

"Program Product Installation" describes the system requirements for the prompter and the procedure needed to add the prompter to an operating system. This section supplements IBM System/360 Operating System: System Generation, Order No. GC28-6554. A module summary is included.

"Storage Estimates" defines the storage required by the prompter. This section supplements IBM System/360 Operating System: Storage Estimates, Order No. GC28-6551.

"System Programming Techniques" describes a LOGON procedure that can be used to expedite compilation of a COBOL program under TSO. Instructions on how to help the terminal user respond to prompter messages are also given. This section supplements IBM System/360 Operating System: System Programmer's Guide, Order No. GC28-6691.  
Manual, 38 pages  
/////5734-CP1

GC28-6435

IBM SYSTEM/360 OPERATING SYSTEM (TIME SHARING OPTION) COBOL PROMPTER PROGRAM PRODUCT SPECIFICATIONS PROGRAM NUMBER 5734-CP1

The Program Product Specifications (PPS) describe the warranted specifications of the subject Program Product. Specification Sheet, 2 pages  
360,370//24/OTSO//

GC28-6436

IBM SYSTEM/360 OS FULL AMERICAN NATIONAL STANDARD COBOL COMPILER AND LIBRARY, VERSION 3, PROGRAM PRODUCT SPECIFICATIONS (PPS) - PROGRAM NUMBER 5734-CB1

This flyer describes 360 ANS COBOL Version 3 specifications for OS.  
Flyer, 4 pages  
360,370//24/OS,OTSO,OASP,CALL//

SC28-6437

IBM SYSTEM/360 OPERATING SYSTEM FULL AMERICAN NATIONAL STANDARD COBOL COMPILER AND LIBRARY, VERSION 3, PROGRAMMER'S GUIDE - PROGRAM NUMBER 5734-CB1

This programmer's guide describes the programming and use of ANS COBOL Version 3 under OS/360.  
Manual, 340 pages  
/////5734-CB1

SC28-6438

IBM SYSTEM/360 DISK OPERATING SYSTEM SUBSET AMERICAN NATIONAL STANDARD COBOL COMPILER AND LIBRARY INSTALLATION REFERENCE MATERIAL - PROGRAM NUMBER 5736-CB1

This publication contains system related information needed to install the IBM Subset American National Standard COBOL Compiler and Library, a program product that operates under control of the IBM System/360 Disk Operating System.

This manual consists of two sections. The first section, "Program Product Installation," is directed to the system programmer or planner who is responsible for operating system generation and maintenance. The second section, "Operator Messages," is directed to the console operator. Each section is designed to supplement an existing IBM System/360 Disk Operating System publication.

"Program Product Installation" describes the system requirements, work file requirements, IOCS module requirements, and storage requirements for the Subset COBOL Compiler and Library. The installation procedure needed to add the compiler and library to an existing operating system is also described. This section supplements DOS System Generation and Maintenance, Order No. GC24-5033.

"Operator Messages" describes the messages to the console that the operator may be required to answer. This section supplements DOS Messages and Communications, Order No. GC24-5074.  
Program Product Manual, 40 pages  
/////5736-CB1

SC28-6439

IBM SYSTEM/360 DISK OPERATING SYSTEM SUBSET AMERICAN NATIONAL STANDARD COBOL COMPILER AND LIBRARY PROGRAMMER'S GUIDE - PROGRAM NUMBER 5736-CB1

This publication describes how to compile an American National Standard COBOL X3.23-1968 Program using the IBM S/360 Disk Operating System Subset American National Standard COBOL compiler. It also describes how to link edit the resulting object module, and execute the program. Included is a description of the output from each of these three steps: compile, link edit, and execute. In addition, this publication explains features of the compiler and available options of the operating system.  
Program Product Manual, 230 pages  
/////5736-CB1

SC28-6441

IBM SYSTEM/360 DISK OPERATING SYSTEM: FULL AMERICAN NATIONAL STANDARD COBOL COMPILER AND LIBRARY, VERSION 3 SYSTEM REFERENCE LIBRARY PROGRAMMER'S GUIDE PROGRAM NUMBERS 5736-CB2, 5736-LM2

This publication describes how to compile an American National Standard COBOL X3.23-1968 program using the Program Product IBM System/360 Disk Operating System Full American National Standard COBOL Compiler, Version 3. It also describes how to link edit the resulting object module, and execute the program. Included is a description of the output from each of these three steps: compile, link edit, and execute. In addition, this publication explains features of the Version 3 Compiler and Library, and available options of the operating system.  
Manual, 272 pages  
/////5736-CB2,5736-LM2

SC28-6442

IBM DOS FULL AMERICAN NATIONAL STANDARD COBOL COMPILER AND LIBRARY, VERSION 3 INSTALLATION REFERENCE MATERIAL PROG. NOS. 5736-CB2, 5736-LM2

This publication contains system related information needed to make most effective use of the Program Product IBM Full American National Standard COBOL Compiler, Version 3, and its associated COBOL Object-time Subroutine Library under the control of the IBM Disk Operating System.

This publication contains two sections. The first section, "Program Product Installation," is directed to the system programmer or planner who is responsible for operating system generation and maintenance. It describes the system requirements, work file requirements, IOCS module requirements, and storage requirements for the Version 3 compiler and library. It also describes the installation procedure for adding the compiler and library to an existing operating system. This section supplements DOS System Generation, Order No. GC24-5033.

The second section, "Operator Messages," is directed to the console operator. Each section is designed to supplement an existing IBM Disk Operating System Publication.  
Manual, 70 pages  
/////5736-CB2,5736-LM2

SC28-6443

IBM DOS FULL ANS COBOL COMPILER VERSION 3, PROG. PROD. 5736-CB2 SPECIFICATIONS

These program product specifications refer to IBM System/360 Disk Operating System Full American National Standard COBOL Compiler Version 3 (5736-CB2).  
Specifications, 2 pages  
360,370//24/DOS//

GC28-6444

IBM SYSTEM/360 DISK OPERATING SYSTEM: FULL AMERICAN NATIONAL STANDARD COBOL OBJECT TIME SUBROUTINE LIBRARY PROGRAM PRODUCT SPECIFICATIONS - PROGRAM NUMBER 5736-LM2

Specification sheet for program named in title.  
Specification Sheet, 1 page  
360,370//24/DOS//

GC28-6450

IBM SYSTEM/360 DISK OPERATING SYSTEM SUBSET AMERICAN NATIONAL STANDARD COBOL COMPILER AND LIBRARY (PROGRAM PRODUCT SPECIFICATIONS) PROGRAM NUMBER 5736-CB1

The Program Product Specifications (PPS) describe the warranted specifications of the subject Program Product.  
Program Product Specifications, 4 pages  
360,370//24/DOS//

SC28-6454

IBM OS COBOL INTERACTIVE DEBUG AND (TSO) COBOL PROMPTER GENERAL INFORMATION MANUAL - PROGRAM PRODUCTS 5734-CB4, 5734-CB1

This publication is directed to data processing system planners and analysts. It is intended as an aid in evaluation in planning for the use of IBM OS COBOL Interactive Debug and/or the IBM OS (TSO) COBOL Prompter.

These two program products operate under the Time Sharing Option (TSO) of the IBM Operating System. Detailed planning information for TSO can be found in the publication IBM System/360 Operating System: Time Sharing Guide, Order No. 3C28-6698.

Both program products are designed for use with the program products IBM OS Full American National Standard COBOL Compiler, Version 4, and the IBM OS Full American National Standard COBOL Object-time Subroutine Library, Version 4. The TSO COBOL Prompter can also be used with the

program product IBM OS Full American National Standard COBOL Compiler and Library, Version 3.

The COBOL Interactive Debug program and the COBOL Prompter can be used under any release of the Operating System that supports TSO.  
Manual, 24 pages  
/////5734-CB1,5734-CB4

SC28-6456

IBM OS FULL AMERICAN NATIONAL STANDARD COBOL COMPILER AND LIBRARY VERSION 4, PROGRAMMERS GUIDE - PROGRAM PRODUCTS 5734-CB2 AND 5734-LM2

This publication describes how to compile an American National Standard COBOL X3.23-1968 program using Version 4 of the IBM Operating System Full American National Standard COBOL compiler. It also discusses how to link edit and execute or load the program under control of the IBM Operating System. There is a description of the output of each of these steps, i.e., compile, link edit, load, and execute. In addition, there is an explanation of the features of the compiler and available options of the operating system.  
Manual, 460 pages  
/////5734-CB2,5734-LM2

SC28-6457

IBM OS FULL AMERICAN NATIONAL STANDARD COBOL COMPILER AND LIBRARY, VERSION 4, MESSAGES, PROG. NOS. 5734-CB2, LM2

This publication contains messages issued by the Program Product IBM OS Full American National Standard COBOL Compiler and Library, Version 4. Additional object-time messages are also included. For each message, either a Programmer or an Operator Response suggests appropriate problem determination action. In addition, there is a brief discussion of multiple console support (MCS) considerations.

Directed at either the COBOL programmer or the operator, this publication presents the messages in alphanumeric order within each of the three main sections, "Compile-Time Messages," "Queue Analyzer Messages," and "Object-Time Messages."

A corequisite to this publication, for system messages, is the publication IBM OS Messages and Codes, Order Number GC28-6631.  
Manual, 186 pages  
/////5734-CB2,5734-LM2

SC28-6458

IBM OS FULL AMERICAN NATIONAL STANDARD COBOL COMPILER AND LIBRARY, VERSION 4, INSTALLATION REFERENCE MATERIAL, PROG. NOS. 5734-CB2, LM2

This publication contains system related information needed to install and make effective use of the Program Product IBM OS Full American National Standard COBOL Compiler and Library, Version 4 (Program Number 5734-CB2) and its associated COBOL Object-time Subroutine Library (Program Number 5734-LM2). Both program products can be installed under either OS or the Conversational Monitor System (CMS) of the IBM Virtual Machine Facility/370 (VM/370).

The section "Operating Instructions" is directed to the console operator. It describes certain messages the console operator may be required to answer and presents information on Multiple Console Support (MCS). This section supplements IBM System/360 Operating System: Operator's Reference, Order No. GC28-6691. The remaining sections of the manual are directed to the system programmer or planner who is responsible for operating system generation and maintenance.

The installation sections of the manual describe the system requirements for the program products and the procedure needed to add the program products to an operating system. The OS installation sections supplement IBM System/360 Operating System: System Generation, Order No. GC28-6554. A module summary of both the compiler and library is also included in the "Module Summary" section. The "Storage Estimates" section supplements IBM System/360 Operating System: Storage Estimates, Order No. GC28-6551.  
Manual, 84 pages  
/////5734-CB2,5734-LM2

GC28-6464

IBM OS FULL AMERICAN NATIONAL STANDARD COBOL COMPILER AND LIBRARY, VERSION 4 - PROGRAM PRODUCT SPECIFICATIONS - PROGRAM NUMBERS 5734-CB2, 5734-LM2

The Program Product Specifications (PPS) describe the warranted specifications of the subject Program Product.  
Program Product Specifications, 4 pages  
360,370//24/OS,OTSO,OASP,CALL//

SC28-6465

IBM OS COBOL INTERACTIVE DEBUG TERMINAL USER'S GUIDE AND REFERENCE - PROGRAM NUMBER 5734-CB4

The text has been revised to describe how COBOL Interactive Debug operates under CMS, the Conversational Monitor System. Major additions include:

- o CMS TESTCOB command
- o CMS steps prior to entering TESTCOB mode
- o TESTCOB/CMS interface messages
- o Virtual machine size estimates under CMS

Manual, 166 pages  
/////5734-CB4

SC28-6468

IBM OS COBOL INTERACTIVE DEBUG: INSTALLATION REFERENCE MATERIAL - PROGRAM NUMBER 5734-CB4  
This publication consists of four main sections: "Storage Requirement Estimates," "Installation Procedure," "Systems Programmer's Guide," and "Problem Determination Aids." Each contains system-related information necessary to install and use the IBM OS COBOL Interactive Debug Program Product under the control of the Time Sharing Option (TSO) of the IBM Operating System.

The following system publications should be used in connection with this manual:

IBM System/360 Operating System  
Storage Estimates, Order No. GC28-6551  
System Generation, Order No. GC28-6554  
System Programmer's Guide, Order No. SC28-6550

The first three main sections of this publication can be inserted in the corresponding system publication listed above to which it refers, if such an arrangement simplifies the use of documentation.

Manual, 36 pages  
/////5734-CB4

SC28-6469

IBM VM/370 CMS USER'S GUIDE FOR COBOL, PROG. NOS. 5734-CB2, 5734-LM2

This publication is intended for the COBOL programmer who is using or is planning to use the program product IBM OS Full American National Standard COBOL Compiler and Library, Version 4, under the control of the Conversational Monitor System (CMS) in the virtual machine environment of Virtual Machine Facility/370 (VM/370).

It provides the COBOL programmers with a fundamental understanding of how he can properly enter the COBOL command, which is one of the CMS commands, to invoke the COBOL compiler under the CMS component of VM/370.

Manual, 68 pages  
/////5734-CB2,5734-LM2

SC28-6470

IBM OS/VS COBOL COMPILER AND LIBRARY GENERAL INFORMATION PROGRAM PRODUCTS 5740-CB1, 5740-LM1

Contains information to aid data systems planners and analysts in evaluating and planning for the use of the OS/VS COBOL Compiler and Library Program Product.

OS/VS COBOL operates under control of OS/VS1 or OS/VS2 (with or without TSO), and with restrictions under the CMS component of VM/370; it processes COBOL source programs in an OS virtual environment. OS/VS COBOL includes all eight processing modules of American National Standard COBOL, X3.23-1968 and International Standard ISO/R 1989-1972 Programming Language COBOL; CODASYL-specified and IBM-specified extensions are also included.

Brief descriptions of Compiler and Library capabilities are provided - including as major features support for VSAM entry-sequenced and key-sequenced data sets, the MERGE statement, the FIPS (Federal Information Processing Standard) Flagger, and the Lister Facility (which provides a specially formatted source listing with embedded cross references). System requirements and data set and programming compatibility are described. A complete description of the language implementation is also included.

This publication is an aid in evaluation and planning; it is not intended to be used as a specification manual. Proposed specifications are given in Program Product Design Objectives: IBM OS/VS COBOL Compiler and Library. Order No. GC28-6471.

Manual, 60 pages  
/////5740-CB1,5740-LM1

GC28-6472

OS/VS COBOL COMPILER AND LIBRARY, SPECIFICATIONS - PROG. NOS. 5740-CB1 (COMPILER & LIBRARY) 5740-LM1 (LIBRARY ONLY)

This Program Product Specifications (PPS) describes the warranted specifications of the subject Program Product.

Flyer, 6 pages  
/////5740-CB1,5740-LM1

GC28-6473

IBM DOS/VS COBOL COMPILER AND LIBRARY GENERAL INFORMATION PROGRAM NUMBERS 5746-CB1 AND 5746-LM4

This publication contains information of interest to data system planners and analysts about the IBM DOS/VS COBOL Compiler and Library Program Product, an implementation that allows programs written in American National Standard COBOL to be processed in a DOS virtual environment. DOS/VS COBOL is compatible with the highest level of American National Standard COBOL, X3.23-1968, and with international standard ISO/R 1989-1972 Programming Language COBOL.

Included are brief description of the DOS/VS COBOL Compiler and Library, as well as information on the implementation level, on compatibility, and on system requirements.

This publication is intended as an aid to evaluation and planning; it is not intended to be used as a specification manual. Proposed specifications for the IBM DOS/VS COBOL Program Products are given in the publication: Program Product Design Objectives: IBM DOS/VS COBOL Compiler and Library, Order No. GC28-6474.

Manual, 44 pages  
/////5746-CB1,5746-LM4

SC28-6478

IBM DOS/VS COBOL COMPILER AND LIBRARY PROGRAMMER'S GUIDE

This publication describes how to compile a COBOL program using the Program Product IBM DOS/VS COBOL Compiler. It also describes how to link edit the resulting object module, and execute the program. Included is a description of the output from each of these three steps: compile, link edit, and execute. This publication explains features of the DOS/VS Compiler and Library, and available options of the operating system.

This publication is primarily intended for programmers who are running COBOL programs compiled on the DOS/VS Compiler, under the control of the IBM Disk Operating System Virtual Storage.

Manual, 360 pages  
/////5746-CB1,5746-LM4

SC28-6479

IBM DOS/VS COBOL COMPILER AND LIBRARY INSTALLATION REFERENCE MATERIAL - PROGRAM NUMBERS 5746-CB1 AND 5746-LM4

This publication contains system related information needed to make most effective use of the Program Product IBM DOS/VS COBOL Compiler and its associated COBOL Object-time Subroutine Library under the control of the IBM DOS/VS System.

This publication contains two sections. The first section, "Program Product Installation," is directed to the system programmer or planner who is responsible for operating system generation and maintenance. It describes the system requirements, work file requirements, IOCS module requirements, and storage requirements for the DOS/VS compiler and library. It also describes the installation procedure for adding the compiler and library to an existing operating system. This section supplements DOS/VS System Generation, Order No. GC33-5377.

The second section, "Diagnostic Messages," is directed to the console operator. Each section is designed to supplement an existing IBM DOS/VS System publication.

Manual, 84 pages  
/////5746-CB1,5746-LM4

SC28-6481

IBM OS/VS COBOL COMPILER AND LIBRARY INSTALLATION REFERENCE MATERIAL PROG. NOS. 5740-CB1, 5740-LM1

This publication contains information pertaining to the installation, maintenance, and console operation of the IBM OS/VS COBOL compiler and/or its associated COBOL object time Subroutine Library under OS/VS and under VM/370 (CMS). This information includes: the systems requirements and procedures needed to add the compiler and/or library to an operating system; special operator instructions; compiler and library module summaries and storage requirements; and storage requirements for using either the symbolic debugging features of the compiler or the Program Product IBM OS COBOL Interactive Debug.

Manual, 874 pages  
/////5740-CB1, 5740-LM1

GC28-6485

IBM OS COBOL INTERACTIVE DEBUG, PROG. PROD. 5734-CB4 SPEC'S

The Program Product Specifications (PPS) describe the warranted specifications of the subject Program Product.

Program Product Specifications, 4 pages  
360,370//24/OS OTSO,OASP,CALL//

SC28-6486

IBM DOS RPG II COMPILER & AUTO REPORT FEATURE INSTALLATION REFERENCE MATERIAL - PROGRAM NUMBER 5736-RG1

This publication contains system-related information needed to install both the DOS RPG II compiler and its associated Auto Report Feature, program products that operate under control of the IBM DOS and DOS/VS operating systems.

Manual, 82 pages  
/////5736-RG1

GC28-6487

DOS/VS COBOL COMPILER AND LIBRARY PROG. NOS. 5746-CB1 (COMPILER AND LIBRARY) 5746-LM4 (LIBRARY ONLY)

This Program Product Design Objectives (PPDO) describes the design objectives and provides the estimated availability date of the subject Program Product.

Flyer, 6 pages  
/////5746-CB1,5746-LM4

GC28-6515

IBM SYSTEM/360 AND SYSTEM/370 FORTRAN IV LANGUAGE

This publication describes and illustrates the use of the Fortran IV language for the IBM System/360 Operating System, the IBM System/360 Disk Operating System.

Systems Reference Library Manual, 128 pages  
360,370//25/44PS,DOS,OS,OTSO,OASP,CALL//

GC28-6687

USER'S GUIDE FOR THE IBM 2947-4 CHECK COLLECTION CONTROLLER SEQUENTIAL ACCESS METHOD PROGRAM SUPPORTING RPQ 888264

PROGRAM NUMBERS 5799-WAF, 5799-WAG  
This publication defines and describes the data management macro instructions and services for the IBM 2947 Model 4 Check Collection Controller. The macro instructions are

available in the IBM Operating System and Disk Operating System.

Manual, 56 pages  
 ///2947/5799-WAG,5799-WAF

## SC28-6689

USER'S GUIDE FOR THE IBM 2947 MODEL 4 CHECK COLLECTION CONTROLLER ASSEMBLY FACILITIES, PROGRAMMING - PRPQ P88003 PROGRAM NUMBER 5799-AAH

The Assembly Facilities for the IBM 2947 Model 4 enable the user to prepare sort-control-word patterns for use in the IBM 2947 Model 4. He may use all the 2947-4 machine functions without having to convert his sort patterns into machine language. The Assembly Facilities generate actual 2947-4 code, in standard assembler format, for OS/360 or DOS/360.

Neither the 2947-4 machine operations nor examples of them will be explained in this publication. Examples of Assembly operations are given, but they are not meant to be an exhaustive list of the uses of all operands.

Effective use of this publication requires a thorough understanding of IBM 2947 Check Collection Controller, Functional Characteristics (GL22-6979).

The data management macro instructions and services for the IBM 2947-4 are called the Check Collection Controller Sequential Access Method (CSAM). The manual related to this area, for OS, is User's Guide for the IBM 2947-4 Check Collection Controller Sequential Access Method Program Supporting RPQ 888264 (GC28-6687).

Manual, 56 pages  
 360,370//30/DOS,OS,OTSO,OASP,CALL/2947/

## GC28-6758

IBM SYSTEM/360 OPERATING SYSTEM DATA SET UTILITIES SUPPORT FOR ASC II (PPDO) PROG. NO. 5734-UT2

PROGRAM PRODUCT DESIGN OBJECTIVES  
 This Program Product Design Objectives (PPDO) describes the design objectives and provides the estimated availability date of the subject Program Product.

Design Objectives, 2 pages  
 360,370//32/OS,OTSO,OASP,CALL//

## GC28-6759

OS/MFT, OS/MVT, AND OS/VS DATA SET UTILITIES SUPPORT FOR ASCII - PPS - PROG. NO. 5734-UT2

This PPS describes the data set utilities support for the American National Standard Code for Information Interchange (ASCII). This support consists basically of a load module and four utility programs designed to support data sets written in ASCII format.

Program Product Specifications, 2 pages  
 360,370//32/OS,OTSO,OASP,CALL//

## SC28-6760

OS/MFT, OS/MVT, AND OS/VS DATA SET UTILITIES SUPPORT FOR ASCII: USER'S GUIDE, PROG. NO. 5734-UT2

This publication describes the data set utilities that support the American National Standard Code for Information Interchange (ASCII).

It describes:

- The capabilities and limitations of the utility programs when used to process ASCII data sets.
- The control statements needed to process ASCII data sets.
- The possible applications of the utility programs.

System/360 Operating System Data Set Utility Support for ASCII is a program product that assists programmers responsible for creating and maintaining operating system data. When using this support, ASCII data sets, as well as EBCDIC data sets, can be created and maintained, although all System/360 operations are in EBCDIC.  
 Program Product User's Guide, 196 pages  
 ///5734-UT2

## GC28-6762

OS/MVT AND OS/VS2 TSO TERMINALS MANUAL

This publication describes how to use the terminals supported by the Time Sharing Option (TSO) under the OS/MVT and OS/VS2 configurations of the Operating System (OS). It is intended for all TSO terminal users. The operation and characteristics of the following terminals in a TSO environment are discussed:

- o IBM 2741 Communication Terminal
- o IBM 1052 Printer-Keyboard
- o Teletype\* Model 33
- o Teletype\* Model 35
- o IBM 2260 Display Station
- o IBM 2265 Display Station
- o IBM 3270 Information Display System

\*Trademark of Teletype Corporation

The publication is divided into independent sections; each describes one type of terminal.

An appendix describes the LOGOFF, LOGON, PROFILE, and TERMINAL commands that a user issues to control his terminal session.  
 Manual, 60 pages

360,370/TF/39/OTSO//

## SC28-6765

OS/MVT AND OS/VS2 TSO DATA UTILITIES: COPY, FORMAT, LIST & MERGE: USER'S GUIDE AND REFERENCE, PROG. NO. 5734-UT1

The TSO Data Utilities: COPY, LIST, FORMAT, MERGE is a program product designed to augment the text and data manipulation capabilities of the TSO Command Language. This publication describes the syntax and use of the TSO Data Utility commands: COPY, FORMAT, LIST, and MERGE. This publication is intended for use by terminal users whose installation includes this TSO program product. This manual has two sections:

- o "How to Use the Commands" describes the operations that can be performed by using the utility commands and subcommands at a terminal.
- o "Command Descriptions" describes the syntax of the four utility commands: COPY, FORMAT, LIST, and MERGE, and the two subcommands of the EDIT command, FORMAT and MERGE. Examples of each command and subcommand are included.

Prerequisites and corequisites for this publication are:  
 IBM SYSTEM/360 OPERATING SYSTEM: TIME SHARING OPTION, COMMAND LANGUAGE REFERENCE (GC28-6732)  
 IBM SYSTEM/360 OPERATING SYSTEM: TIME SHARING OPTION, TERMINAL USER'S GUIDE (GC28-6763)

Manual, 56 pages  
 ///5734-UT1

## SC28-6767

OS/MVT AND OS/VS2 TSO DATA UTILITIES: COPY, FORMAT, LIST, MERGE SYSTEM INFORMATION PROGRAM PRODUCT - PROGRAM NUMBER 5734-UT1

This publication is for use by system programmers who are installing the TSO Data Utilities: COPY, FORMAT, LIST, MERGE Program Product into an IBM System/360 Operating System with the Time Sharing Option.

This publication describes procedures to be followed for program installation, including sample problems which ensure that the TSO Data Utilities Program Product has been properly installed. This publication also contains the storage requirements for this Program Product.  
 Prerequisite publications are:

IBM System/360 Operating System: Storage Estimates, GC28-6551  
 IBM System/360 Operating System: System Generation, GC28-6554  
 IBM System/360 Operating System: Time Sharing Option Guide, GC28-6698.

Manual, 24 pages  
 ///5734-UT1

## GC28-6768

OS/MVT AND OS/VS2 TSO DATA UTILITIES: COPY, FORMAT, LIST, & MERGE - PPS - PROG. NO. 5734-UT1

The Program Product Specifications (PPS) describe the warranted specifications of the subject Program Product.  
 Program Product Specifications, 1 page  
 360,370//32/OTSO//

## GC28-6794

GUIDE TO PL/S II

The PL/S II compiler is a proprietary program used by IBM to develop other programs that are made generally available. This provides general information on understanding and interpreting PL/S II listings. The book also provides some guidelines on how to modify compiler generated assembler code. Readers will be experienced systems programmers who need to understand and possible modify operating system modules. They should know the basic assembler language such as PL/I.

Manual, 56 pages  
 SLSS - ORDER NO. SUBSCRIPTION ONLY

## SC28-6808

A PL/I PRIMER: STUDENT TEXT

The purpose of this publication is to provide tutorial material not only for the person with some knowledge of computer programming, but also for the novice who knows little or nothing about data processing.

Student Text, 71 pages  
 SLSS - ORDER NO. SUBSCRIPTION ONLY

## GC28-6821

IBM SYSTEM/360 DISK OPERATING SYSTEM INTERACTIVE TERMINAL FACILITY PL/I AND BASIC (PROGRAM PRODUCT DESIGN OBJECTIVES) PROGRAM NUMBERS 5736-RC1, 5736-RC2

This Program Product Design Objectives (PPDO) describes the design objectives and provides the estimated availability date of the subject Program Product.  
 DESIGN OBJECTIVES, 4 PAGES  
 360,370//29/DOS//

## GC28-6825

IBM SYSTEM/360 OS/DOS AND OS (TSO) ITP: PL/I AND BASIC GENERAL INFORMATION, PROG. NOS. 5734-RC1/2/3/4, 5736-RC1/2  
 This publication gives general information about the external characteristics of the PL/I feature of the



Interactive Terminal Facility (ITF), a Program Product that operates under the System/360 Operating System or the System/360 Disk Operating System. The book includes descriptions of terminal commands, PL/I language elements, and machine requirements.

This publication is intended as an aid to evaluation and planning; it is not meant for the terminal user. Publications will be provided for the terminal user when ITF:PL/I becomes available.  
Program Product Manual, 26 pages  
/////5736-RC1,5734-RC1,5734-RC2,5734-RC3,5734-RC4,5736-RC2

GC28-6830

IBM SYSTEM/360 DISK OPERATING SYSTEM INTERACTIVE TERMINAL FACILITY: PL/I AND BASIC - PPS  
PROGRAM NUMBERS: 5736-RC1 5736-RC2

This Program Product Specifications (PPS) describes the warranted specifications of the subject Program Product. Program Product Specifications, 4 pages  
360,370//29/DOS//

SC28-6833

IBM SYSTEM/360 OS/DOS ITF: PL/I INTRODUCTION  
PROGRAM NUMBERS 5734-RC1, 5736-RC1

This publication is an introduction to the IBM System/360 Operating System (OS) and the IBM System/360 Disk Operating System (DOS) Interactive Terminal Facility: PL/I. It is designed to give a novice programmer the tools he needs to write elementary programs in ITF: PL/I and to enable him to understand the more advanced material found in related publications. Because of this limited scope, therefore, this publication does not cover all the capabilities of ITF: PL/I nor does it include all the detailed information on system and terminal operation. These details may be found in the IBM SYSTEM/360 OPERATING SYSTEM AND IBM SYSTEM/360 DISK OPERATING SYSTEM INTERACTIVE TERMINAL FACILITY: PL/I TERMINAL USER'S GUIDE, form SC28-6834.

Program Product Manual, 62 pages  
/////5734-RC1,5736-RC1

SC28-6834

IBM SYSTEM/360 OS/DOS ITF: PL/I TERMINAL USER'S GUIDE  
PROGRAM NUMBERS 5734-RC1, 5736-RC1

This publication provides tutorial information and reference material for users of the PL/I language component of the Interactive Terminal Facility (ITF), a Program Product that operates under the System/360 Operating System (OS) or the System/360 Disk Operating System (DOS).

The book tells how to use ITF and how to write programs in ITF: PL/I; it also includes detailed descriptions of the ITF: PL/I language elements, the ITF system commands, as well as error recognition and correction information. Sample programs and examples of the use of ITF: PL/I appear throughout the text.

This publication is intended for the ITF: PL/I terminal user. Users with little or no programming experience should be thoroughly familiar with the concepts presented in the publication IBM SYSTEM/360 OS/DOS ITF: PL/I INTRODUCTION, SC28-6833.  
Manual, 233 pages  
/////5734-RC1,5736-RC1

SC28-6835

IBM SYSTEM/360 OS/DOS ITF: BASIC TERMINAL USER'S GUIDE  
PROGRAM NUMBERS 5736-RC2, 5734-RC3

This publication provides tutorial information and reference material for users of the BASIC language component of the Interactive Terminal Facility (ITF), a Program Product that operates under the System/360 Operating System (OS) or the System/360 Disk Operating System (DOS).

The book tells how to use ITF, and how to write programs in BASIC; it also includes detailed descriptions of the BASIC language elements, the ITF system commands, as well as error recognition and correction. Sample programs and examples of the use of ITF:BASIC appear throughout the text.

This publication is intended for the ITF: BASIC terminal user. No previous knowledge of programming or of the BASIC language is required.

Program Product Terminal Users Guide, 165 pages  
/////5734-RC1,5734-RC3,5736-RC1,5736-RC2

SC28-6836

IBM SYSTEM/360 OS/DOS ITF INSTALLATION REFERENCE MATERIAL  
PROGRAM NUMBERS 5734-RC1, 3; 5736-RC1, 2

This publication describes the information required by the central computing installation to run the Interactive Terminal Facility (ITF). This includes machine requirements, and operator commands.

ITF runs as a problem program under either the System/360 Operating System (OS) or the System/360 Disk Operating System (DOS). It supports conversational problem solving in the ITF:PL/I and/or ITF:BASIC languages.

Program Product Reference Manual, 138 pages  
/////5734-RC1,5734-RC3,5736-RC1,5736-RC2

SC28-6838

IBM SYSTEM/360 OPERATING SYSTEM (TIME SHARING OPTION)  
INTERACTIVE TERMINAL FACILITY: PL/I INTRODUCTION  
PROGRAM NUMBER 5734-RC2

This publication is an introduction to the IBM System/360 Operating System Time Sharing Option Interactive Terminal Facility: PL/I. It is designed to give a novice programmer the tools he needs to write elementary programs using ITF: PL/I and to enable him to understand the more advanced material found in related publications. Because of this limited scope, therefore, this publication does not cover all the capabilities of ITF: PL/I nor does it include all the detailed information on system and terminal operation. These details may be found in the IBM System/360 Operating System Time Sharing Option Interactive Terminal Facility: PL/I Terminal User's Guide, Order Number SC28-6839.  
Manual, 72 pages  
/////5734-RC2

SC28-6839

IBM SYSTEM/360 OPERATING SYSTEM (TIME SHARING OPTION)  
INTERACTIVE TERMINAL FACILITY: PL/I TERMINAL USER'S GUIDE  
PROGRAM NUMBER 5734-RC2

This publication provides tutorial and reference information for users of the PL/I language components of the Interactive Terminal Facility (ITF), an IBM Program Product that operates under the Time Sharing Option (TSO) of the System/360 Operating System (OS).

This guide tells how to use ITF: PL/I in the TSO environment. It includes detailed descriptions of the ITF: PL/I language elements, that portion of the TSO command language that applies to ITF: PL/I, and other reference information, including all of the ITF: PL/I error messages. Sample programs and examples appear throughout the text.

This publication is intended for the TSO ITF: PL/I terminal user. Users with little or no programming experience should be thoroughly familiar with the concepts presented in the publication IBM System/360 OS (TSO) ITF: PL/I Introduction, Order Number SC28-6838. Users whose scope of work extends beyond ITF: PL/I should consult the TSO publications listed in the preface.  
Manual, 268 pages  
/////5734-RC2,5734-RC4

SC28-6840

IBM SYSTEM/360 OPERATING SYSTEM (TIME SHARING OPTION)  
INTERACTIVE TERMINAL FACILITY: BASIC TERMINAL USER'S GUIDE  
PROGRAM NUMBER 5734-RC4

This publication provides tutorial information and reference material for users of the BASIC language component of the Interactive Terminal Facility (ITF), a Program Product that operates under the Time Sharing Option (TSO) of the System/360 Operating System (OS).

The book tells how to use ITF in the TSO environment, and how to write programs in BASIC; it also includes detailed descriptions of the BASIC language elements, a subset of the TSO command language, as well as error recognition and correction. Sample programs and examples of the use of ITF:BASIC appear throughout the text.

This publication is intended for the TSO ITF:BASIC terminal user. No previous knowledge of programming or of the BASIC language is required.  
Manual, 204 pages  
/////5734-RC2,5734-RC4

SC28-6841

IBM SYSTEM/360 OPERATING SYSTEM (TIME SHARING OPTION)  
INTERACTIVE TERMINAL FACILITY INSTALLATION REFERENCE MANUAL  
PROGRAM NUMBERS 5734-RC2, 5734-RC4

This publication describes the information required by the central computing installation to install and run the Interactive Terminal Facility (ITF). This includes installation procedures, storage estimates, ITF control user functions, and terminal messages.

ITF runs as a command processor under the Time Sharing Option (TSO) of System/360 Operating System (OS). It supports conversational problem solving in the ITF:PL/I and/or ITF:BASIC languages.

This publication is intended for the TSO ITF control user who installs TSO ITF, and who adds the ITF terminal users to the TSO system.  
Manual, 90 pages  
/////5734-RC2,5734-RC4

SC28-6842

IBM SYSTEM/360 OPERATING SYSTEM (TIME SHARING OPTION)  
CODE AND GO FORTRAN PROCESSOR-TERMINAL USER'S GUIDE  
PROGRAM NUMBERS 5734-FOL, 5734-IMI

This publication provides the information necessary to use the Code and Go FORTRAN processor for foreground programs developed in an IBM System/360 Time Sharing Option (TSO) environment.

Code and Go is a compile-and-go processor that compiles at a fast rate and produces an object program directly in main storage. For the TSO foreground, Code and Go was specifically developed for users who place a premium on quick compilation and execution, and on easy and rapid debugging.

This publication, while primarily directed to engineers, mathematicians, and others who may not be full-time, professional programmers, also provides information for experienced production programmers who will be using Code and Go to write and test components of a large program for later execution in a batch environment. Readers must be familiar with the FORTRAN IV language as described in the publication IBM System/360 and System/370 FORTRAN IV

Language, Order No. GC28-6515.

Included are explanations of that portions of that portion of the TSO command language that is directly relevant to the needs of the Code and Go foreground user, a sample terminal session, a section on programming considerations, and other reference information. Also provided are a discussion of the FORTRAN syntax checker and its associated messages, and a listing (with explanations) of compiler-related and load module execution diagnostic messages.

Program Product Manual, 186 pages  
 ////5736-CB2,5736-LM2,5734-LM1,5734-F01

GC28-6844

IBM SYSTEM/360 OPERATING SYSTEM FORTRAN IV LIBRARY MOD I DESIGN OBJECTIVES - PROGRAM NUMBER 5734-LM1  
 This Program Product Design Objectives (PPDO) describes the design objectives and provides the estimated availability date of the subject Program Product. Design Objective Sheet, 1 page  
 360,370//25/OS,OTSO,OASP,CALL//

GC28-6847

IBM SYSTEM/360 OPERATING SYSTEM FORTRAN IV LIBRARY (MOD II) PROGRAM NUMBER 5734-LM3  
 This Program Product Design Objectives (PPDO) describes the design objectives and provides the estimated availability date of the subject Program Product. Design Objectives, 2 pages  
 360,370//25/OS,OTSO,OASP,CALL//

SC28-6852

IBM SYSTEM/360 OPERATING SYSTEM: FORTRAN IV (H EXTENDED) COMPILER, PROGRAMMER'S GUIDE - PROGRAM NUMBER 5734-F03 5734-LM3  
 This publication describes the steps to compile, link edit, and execute a FORTRAN IV program using the FORTRAN IV (H Extended) compiler, an IBM Program Product that operates under the control of the operating system. The methods of invoking each step, input to the steps, and output from the steps, are detailed. In addition, compiler options, features of the operating system used by the FORTRAN programmer, and practices for coding more efficient FORTRAN programs are discussed.  
 This publication is directed to programmers familiar with the FORTRAN IV language. Previous knowledge of the operating system is not required.  
 Information in this publication pertaining to OS/VS2 is for planning purposes until that product is available. Manual, 208 pages  
 ////5734-F03,5734-LM3

SC28-6853

IBM OS CODE AND GO FORTRAN AND FORTRAN IV (G1) PROGRAMMER'S GUIDE, PROG. NOS. 5734-F01, 2, -LM1  
 This publication is directed to programmers using either the IBM System/360 Code and Go FORTRAN or FORTRAN IV (G1) compiler. It explains how to use the IBM System/360 Operating System to compile, link edit, and execute programs written in the IBM System/360 FORTRAN IV language.  
 In addition, it contains information on processing efficiency, extended error handling, debugging specifications, and Assembler language subroutine linkage conventions.  
 This publication is directed primarily to programmers familiar with the FORTRAN IV language. Previous knowledge of the IBM System/360 Operating System is not required. Manual, 190 pages  
 ////5734-F01,5734-F02,5734-LM1

GC28-6854

FORTRAN IV (G1) PROCESSOR FOR OS & VM/370 (CMS): PROG. PROD. 5734-F02 SPECIFICATIONS  
 The Program Product Specifications (PPS) describe the warranted specifications of the subject Program Product. Program Product Specifications, 2 pages  
 360,370//25/OS,OTSO,OASP,CALL//

SC28-6855

OS (TSO) TERMINAL USER'S SUPPLEMENT FOR FORTRAN IV (G1) PROCESSOR AND TSO FORTRAN PROMPTER, 5734-F02, -CP3, -LM1  
 This publication describes the use of the FORTRAN IV (G1) compiler and the TSO FORTRAN Prompter from a TSO Terminal. It is intended as a supplement to the IBM System/360 OS TSO Terminal User's Guide. This book describes the G1 compiler and its features, and methods of invoking the compiler. It contains examples of the use of the G1 compiler and the Prompter, diagnostic messages that a user receives at his terminal, and reference information. It makes no attempt to cover general TSO operation, which is covered in the TSO Terminal User's Guide.

The FORTRAN IV (G1) compiler is an extended version of the FORTRAN G compiler, adapted for more efficient use from a time-sharing terminal. The Prompter provides the interface between the compiler and the user, creating a conversational environment for the G1 programmer.

This publication is intended for use by FORTRAN programmers of all levels, but its approach is essentially toward the inexperienced programmer. It is not a reference document for the system programmer.

Co-requisite publications for this book are the IBM System/360 Operating System TSO Terminal User's Guide, Order No. GC28-6763, and the IBM System/360 Operating System Time Sharing Option Command Language Reference, Order No. GC28-6732.

Manual, 124 pages  
 ////5734-F02,5734-CP3,5734-LM1,5734-F03

SC28-6856

FORTRAN IV (G1) PROCESSOR AND TSO FORTRAN PROMPTER FOR OS AND VM/370 (CMS): INSTALLATION REFERENCE MATERIAL, PROG. NOS. 5734-F02, 5734-CP3

This publication describes the internal logic of the FORTRAN IV (G1) compiler.

The FORTRAN (G1) compiler, an extended version of FORTRAN IV (G), is adapted to a time sharing as well as a batch environment. It is a program product that operates under the IBM System/360 Operating System. It provides the ability to store object programs and to produce source and object listings, storage maps, and object decks. In addition, the FORTRAN IV (G1) compiler produces a terse form of output comprised of error messages and compiler statistics, suitable for terminal display.

This program logic manual is intended for use by persons involved in program maintenance. Program logic information is not necessary for the use and operation of the FORTRAN (G1); therefore, distribution of this publication is limited to licensees who have the aforementioned requirement.

Program Product Manual, 48 pages  
 ////5734-F02,5734-F03,5734-CB3

SC28-6858

FORTRAN IV LIBRARY (MOD I) FOR OS & VM/370 (CMS): INSTALLATION REFERENCE MATERIAL, PROGRAM NUMBER 5734-LM1

This publication describes the information required by the central computing installation to install and run the FORTRAN IV Library (Model I). The information includes installation procedures, storage estimates, system information, and library-produced messages.

The FORTRAN IV Library (Model I) operates with the FORTRAN E, G, and H compilers, with FORTRAN IV (G1), and with the Code and Go FORTRAN compiler. The library supports features not contained in the base FORTRAN IV library, such as list-directed I/O, improved data conversion, and ASC11 support. The library also includes special interfaces for running in the TSO foreground.

This publication is intended for Operating System/360 personnel responsible for installing the library, as well as for the system programmer responsible for maintenance of the library within the system.  
 Program Product Manual, 65 pages  
 ////5734-LM1

SC28-6859

CODE AND GO FORTRAN PROCESSOR FOR OS & VM/370 (CMS): INSTALLATION REFERENCE MATERIAL, PROG. NO. 5734-F01

This publication describes the information required by the central computing installation to install and run the FORTRAN IV Code and Go compiler. The information includes installation procedures, storage estimates, system information, and messages produced by the compiler.

This publication is intended for Operating System/360 personnel responsible for installing the FORTRAN IV Code and Go compiler, as well as for the system programmer responsible for maintaining it within the system.  
 Manual, 60 pages  
 ////5734-F01

SC28-6861

FORTRAN IV (H EXTENDED) COMPILER AND FORTRAN LIBRARY (MOD II) FOR OS & VM/370 (CMS): INSTALLATION REFERENCE MATERIAL, PROG. NOS. 5734-F03, 5734-LM3

The FORTRAN IV (H Extended) compiler and the FORTRAN IV Library (Mod II) are released as independent components that require installation under the IBM System/360 Operating System.

This publication describes the procedures for installing FORTRAN IV (H Extended) compiler and the FORTRAN IV Library (Mod II). It is intended for use by system programmers or planners who supervise the generation and maintenance of an installation's operating system.  
 Manual, 64 pages  
 ////5734-F03,5734-LM3

GC28-6862

IBM SYSTEM/360 OPERATING SYSTEM: FORTRAN IV (H EXTENDED) COMPILER PROGRAM PRODUCT SPECIFICATIONS PROGRAM NUMBER 5734-F03

The Program Product Specifications (PPS) describe the warranted specifications of the subject Program Product. Specifications, 2 pages  
 360,370//25/OS,OTSO,OASP,CALL//

GC28-6863

OS FORTRAN IV LIBRARY (MOD II) - PPS - PROG. NO. 5734-LM3

The Program Product Specifications (PPS) describe the warranted specifications of the subject Program Product. Systems Reference Library Manual, 2 pages  
 360,370//25/OS,OTSO,OASP,CALL//



- SC28-6864  
FORTRAN IV MATHEMATICAL AND SERVICE SUBPROGRAMS: SUPPLEMENT FOR MOD I & MOD II LIBRARIES, PROG. NOS. 5734-LM1, 5734-LM3  
 This publication is a supplement to IBM System/360 Operating System: FORTRAN IV Library-Mathematical and Service Subprograms, Order No. GC28-6818. Together, these publications describe the mathematical and service subprograms in the FORTRAN IV Mod I and Mod II libraries.  
 In general, the base publication documents those subprograms that handle single and double precision quantities; this supplement documents those subprograms that handle extended precision quantities.  
 Systems Reference Library Manual, 34 pages  
 //5734-LM1,5734-LM3
- SC28-6865  
IBM OS FORTRAN IV (H EXTENDED) COMPILER AND LIBRARY (MOD II) MESSAGES, PROG. NOS. 5734-F03, 5734-LM3  
 No abstract available.  
 Manual, 152 pages  
 //5734-F03,5734-LM3
- SC28-6868  
IBM SYSTEM/360 OPERATING SYSTEM FORTRAN IV (H EXTENDED PLUS COMPILER & LIBRARY USER SUPPLEMENT - PROGRAM NUMBER 5799-AAW  
 This publication contains information describing the use of the FORTRAN IV (H Extended Plus) compiler, an enhancement to the FORTRAN IV (H Extended) compiler program product. It supplements the following publications:  
 IBM System/360 Operating System:  
 FORTRAN IV (H Extended) Compiler  
 Programmer's Guide, Order No. SC28-6852  
 IBM System/360 Operating System:  
 FORTRAN IV (H Extended) Compiler  
 and Library (Mod II) Messages,  
 Order No. SC28-6865  
 IBM System/360 Operating System:  
 FORTRAN IV Mathematical and Service  
 Subprograms Supplement for Mod I  
 and Mod II Libraries, Order No. SC28-6864  
 The supplementary information for each publication listed above is treated a separate chapter in this publication. The chapter on the Programmer's Guide describes the new options, OPTIMIZE (3) and IL, available to the programmer using the (H Extended Plus) compiler and FORTRAN programming considerations for these options and for other compiler improvements. The chapter on the Mod I and Mod II Libraries describes the changes made to a number of mathematical subprograms to make their processing more efficient.  
 Unless otherwise noted, all information in the base publications apply to this supplement.  
 Manual, 32 pages  
 //5799-AAW
- SC28-6872  
SYSTEM/360 DISK OPERATING SYSTEM FORTRAN IV LIBRARY, OPTION 1 - PROGRAM PRODUCT DESIGN OBJECTIVE PROGRAM NUMBER 5746-LM3  
 The Program Product Design Objectives (PPDO) describe the design objectives and provide the estimated availability date of the subject Program Product.  
 Design Objective, 2 pages  
 360,370//25/DOS//
- GC28-6878  
OS/V51 RES SYSTEM PROGRAMMER'S GUIDE  
 This guide is required by system programmers who plan, install, and maintain RES (Remote Entry Services) under V51. The guide describes the facilities and operational requirements for both the central computer and the workstations. The procedure to be followed for generating and installing RES is explained.  
 Manual, 173 pages  
 //38//5741
- GC28-6879  
OS/V51 RES WORKSTATION USER'S GUIDE  
 This user's Guide is intended for an RES workstation user who creates one or more jobs to be sent, using RES (Remote Entry Services), to a central computer for processing. In addition, this book can be used by one who merely operates the RES workstation, sending jobs created by others.  
 The book describes input and output queues and how the workstation user can control them. The workstation commands available to the user are described according to their function. The parameters used for various forms of the commands are explained.  
 For each type of RES workstation, there is a separate chapter that describes its operation. This portion of the book can be tailored to each installation's requirements by removing chapters that pertain to types of workstations not used by that installation. For a user's guide to be used only at one workstation, only the pertinent chapter need be retained.  
 Manual, 214 pages  
 //38//5741
- GC28-6881  
FORTRAN INTERACTIVE DEBUG FOR OS(TSO) AND VM/370(CMS) PROGRAM PRODUCT DESIGN OBJECTIVES, PROG. NO. 5734-F05  
 The Program Product Design Objectives (PPDO) describe the design objectives and provide the estimated availability date of the subject Program Product.  
 Flyer, 1 page  
 360,370//25/OS,OTSO,OASP,CALL//
- GC28-6882  
DISK OPERATING SYSTEM FORTRAN IV LIBRARY OPTION 1 - PROGRAM PRODUCT SPECIFICATIONS - PROGRAM NUMBER 5746-LM3  
 The Program Product Specifications (PPS) describe the warranted specifications of the subject Program Product.  
 Specifications, 2 pages  
 360,370//25/DOS//
- SC28-6883  
DOS FORTRAN IV LIBRARY OPTION/PROGRAMMERS'S GUIDE SUPPLEMENT - PROGRAM PRODUCT 5746-LM3  
 This publication is directed to programmers using the FORTRAN IV Library Option 1, a program product used with the Disk Operating System. The Option 1 Library provides DOS users with System/370 input/output device support and ASCII support. (ASCII is an acronym used to refer to the American National Standard Code for Information Interchange.) ASCII support allows users to process and create magnetic tape data sets recorded in ASCII code and to specify larger block sizes for EBCDIC tape data sets.  
 This publication is a supplement to, and should be used in conjunction with, the publication, Disk Operating System: FORTRAN IV Programmer's Guide, Order No. 3C28-6397. Programmers are assumed to be familiar with its contents. The supplement contains sections on using and installing the Option 1 library and on running the sample program. For information on how to compile, linkage edit, and execute a DOS FORTRAN IV program, the appropriate sections of the programmer's guide should be consulted.  
 Manual, 20 pages  
 //5746-LM3
- GC28-6884  
IBM FORTRAN PROGRAM PRODUCTS FOR OS AND THE CMS COMPONENT OF VM/370: GENERAL INFORMATION, PROG. NOS. 5734-F01,2,3,5-LM1,3,-CP3  
 This publication provides general information about the functions, capabilities, and system requirements of the following program products:  
 o Code and Go FORTRAN Processor  
 o FORTRAN IV (G1) Processor  
 o FORTRAN IV (H Extended) Processor  
 o FORTRAN IV Library (Mod I)  
 o FORTRAN IV Library (Mod II)  
 o TSO FORTRAN Prompter  
 o FORTRAN Interactive Debug  
 These products, with the exception of the TSO Prompter, operate under both OS and the CMS component of VM/370.  
 This publication is intended as an aid to evaluation and planning and is not meant for the terminal user or applications programmer.  
 Manual, 42 pages  
 //5734-LM1,5734-F03,5734-F02,5734-F01,5734-F05,5734-CP3,5734-LM3
- SC28-6885  
FORTRAN INTERACTIVE DEBUG FOR OS (TSO) & VM/370 (CMS): TERMINAL USER'S GUIDE, PROG. NO. 5734-F05  
 This manual provides the information required to use FORTRAN Interactive Debug to debug Code and Go FORTRAN or FORTRAN G1 programs from a TSO terminal.  
 FORTRAN Interactive Debug is a conversational, symbolic debugging language with which the FORTRAN programmer can dynamically control the execution of his program. While using it, he can stop and start execution, examine and change values of program variables, dynamically control the Extended Error Handling facility, display execution frequencies for program statements, and trace control transfers as they occur.  
 The intended audience is the TSO FORTRAN programmer who codes in Code and Go FORTRAN or FORTRAN G1.  
 The first section of the book describes FORTRAN Interactive Debug, its invocation, and its use, and gives instructions for compiling FORTRAN programs so that they can be processed under interactive debug. The second section is a reference section containing all the FORTRAN Interactive Debug subcommands. The third section covers programming considerations. Messages issued by FORTRAN Interactive Debug are covered in the fourth section.  
 Co-requisite Publications:  
 OS (TSO) Code and Go FORTRAN Processor Terminal User's Guide, Order No. SC28-6842  
 OS (TSO) Terminal User's Supplement for FORTRAN IV (G1) Processor and TSO FORTRAN Prompter, Order No. SC28-6855  
 Manual, 116 pages  
 //5734-F05
- SC28-6886  
FORTRAN INTERACTIVE DEBUG FOR OS (TSO) & VM/370 (CMS): INSTALLATION REFERENCE MATERIAL, PROG. NO. 5734-F05  
 This publication describes the information required by the central computing installation to install and run FORTRAN Interactive Debug under OS (TSO). The information includes

installation procedures, storage estimates, system information, messages, and problem determination aids.

FORTRAN Interactive Debug provides a conversational, symbolic debugging capability for the TSO FORTRAN programmer. Using interactive debug, the Code and Go FORTRAN or FORTRAN G1 programmer can dynamically control the execution of his program, examine and change values of program variables, dynamically control the Extended Error Handling Facility, display execution frequencies for program statements, and trace control transfers as they occur.

This publication is intended for OS personnel responsible for installing FORTRAN Interactive Debug, as well as for the system programmer responsible for maintaining it within the system.

Manual, 60 pages  
 ////5734-FO5

GC28-6888

FORTRAN INTERACTIVE DEBUG FOR OS (TSO) & VM/370 (CMS):  
PROG. PROD. 5734-FO5 SPECIFICATIONS

The Program Product Specifications (PPS) describe the warranted specifications of the subject Program Product. Specification Sheet, 2 pages  
 360,370//25/OTSO//

SC28-6891

IBM VM/370 (CMS) TERMINAL USER'S GUIDE FOR FORTRAN IV  
PROGRAM PRODUCTS 5734-FO1, -FO2, -FO3, -LM1, & -LM3

This user's guide is intended for FORTRAN programmers who will be using the IBM System/360 OS FORTRAN IV (G1) or Code and Go FORTRAN IV compiler and the FORTRAN IV Library (Mod 1) or the FORTRAN IV (H Extended) compiler and the IBM FORTRAN IV Library (Mod II) under the control of the Conversational Monitor System component of the Virtual Machine Facility/370. It is assumed that the reader is familiar with the FORTRAN IV Language and the CMS component of VM/370.

Manual, 210 pages  
 ////5734-FO1,5734-LM1,5734-FO2,5734-FO3,5734-LM3

GC28-6893

CODE AND GO FORTRAN FOR OS AND VM/370 (CMS)  
PROGRAM NUMBER 5734-FO1 - FUNCTIONAL DESCRIPTION

This Program Product Functional Description (PPFD) describes the functional capabilities of the subject Program Product, which has a Programming Service Classification of C.

Flyer  
 360,370//25/OS,OTSO,OASP,CALL//

GC28-6894

FORTRAN IV LIBRARY (MOD I) FOR OS & VM/370 (CMS), PROG.  
PROD. 5734-LM1 FUNCTIONAL DESCRIPTION

This document contains a functional description of FORTRAN IV Library (Model 1) which augments the FORTRAN IV Library by supporting the following:

1. List-directed I/O statements
2. Direction of PAUSE and STOP statement messages to a terminal
3. More accurate conversion routines for all data, providing the same results as conversions by the FORTRAN IV (G1) and Code and Go FORTRAN compilers
4. Under OS, tape data sets written in the American National Standard Code for Information Interchange (also referred to as ASCII)

Flyer, 1 page  
 360,370//25/OS,OTSO,OASP,CALL//

GC28-6895

OS (TSO) INTERACTIVE TERMINAL FACILITY: PL/I AND BASIC,  
FUNCTIONAL DESCRIPTION - PROG NOS. 5734-RC2, 5734-RC4

This Program Product Functional Description (PPFD) describes the functional capabilities of the subject Program Product, which has a Programming Service Classification of C.

Flyer, 2 pages  
 360,370//39/OTSO//

GC28-6897

OS INTERACTIVE TERMINAL FACILITY: PL/I AND BASIC - PROG.  
NOS. 5734-RC1, 5734-RC3, - FUNCTIONAL DESCRIPTION

This Program Product Functional Description (PPFD) describes the functional capabilities of the subject Program Product, which has a Programming Service Classification of C.

The OS Interactive Terminal Facility (ITF) provides problem solvers with PL/I and/or BASIC programming in a time-sharing environment. Users can build, modify, save, retrieve, execute, and debug PL/I and/or BASIC programs from remote terminals, many of which may be sharing the computer's CPU time simultaneously.  
 Flyer, 4 pages  
 360,370//29/OS,OTSO,OASP,CALL//

GC28-8200

SYSTEM/370 PROGRAM PRODUCTS: LANGUAGE AND SORT PROCESSORS  
-OS, DOS, VM/370-CMS (CATALOG)

This catalog is a quick reference to the IBM Program Products that provide language and Sort/Merge Processing support for IBM System/370 and System/360 running:

- o OS (VSI, VS2, MFT, and MVT)
- o DOS and DOS/VS
- o CMS Subsystems of VM/370

The language products described here include compilers with associated libraries, and various related user productivity aids for:

- o COBL
- o FORTRAN
- o PL/I
- o BASIC
- o APL
- o RPG
- o Assembler

IBM Program Products are made available under a licensing agreement; consult your IBM representative for information on obtaining Program Products.

A section on how to use this catalog is included, as well as four indexes to Program Products and Program Product Descriptions.

Catalog, 36 pages  
 360,370//20//

SC28-8300

B IS FOR BASIC: AN INTRODUCTION TO VS BASIC UNDER CMS  
PROG. NO. 5748-XX1

This book is an elementary text describing a subset of the VS Basic Language as it is used under MCS. It is intended for readers who are unfamiliar with BASIC, with programming, and with computers. Readers with technical backgrounds, and readers who are already familiar with BASIC, should read the VS BASIC Language Reference Manual, Order No. GC28-8303, which contains a full description of the language, and the VS Basic CMS Terminal User's Guide, Order No. SC28-8306, Basic under CMS.

The technical information contained in this book is summarized in a detachable reference guide appended to the back cover.

Manual, 190 pages  
 ////5748-XX1

GC28-8302

IBM SYSTEM/370 VS BASIC GENERAL INFORMATION - PROGRAM NUMBER  
5748-XX1

This publication is directed to customer employees responsible for planning an installation. It is intended as an aid in evaluation and planning of the VS BASIC program product. It provides general information about the characteristics and capabilities of VS BASIC, listing and discussing the statements, functions, and constants that make up the language, describing the environments in which VS BASIC operates, and summarizes related publications where the user can obtain more specific product information.  
 Manual, 30 pages  
 ////5748-XX1

GC28-8303

SYSTEM/370 VS BASIC LANGUAGE

This publication describes and illustrates the use of the VS BASIC Language. The first part presents language statement in a functional manner, taking the reader through various steps in planning a program. The second part is a reference section and presents VS BASIC language syntax and rules of usage.

The publication is intended to be used with an accompanying Terminal User's Guide or Programmer's Guide for the appropriate operating environment.

Manual, 200 pages  
 ////5748-XX1

SC28-8304

SYSTEM/370 VS BASIC TSO TERMINAL USER'S GUIDE PROGRAM  
NUMBER 5748-XX1

This publication provides the tutorial and reference information necessary to use the VS BASIC language to develop programs under the Time Sharing Option (TSO) of VS2. The first part of the book contains detailed explanations of that portion of the TSO language relevant to the needs of the typical VS BASIC user. Among the topics discussed are creating and modifying programs, using stream and record files in programs, the interactive debug facility, and special implementation considerations. The second part of the book contains reference information for the commands discussed in the first part.

Manual, 148 pages  
 ////5748-XX1

SC28-8306

SYSTEM/370 VS BASIC CMS TERMINAL USER'S GUIDE  
PROG. NO. 5748-XX1

This publication provides the tutorial and reference information necessary to use the VS BASIC language to develop programs under the Conversational Monitor System (CMS) component of the Virtual Machine Facility/370 (VM/370). It contains detailed explanations of that portion of the VM/370 command language directly relevant to the needs of the typical VS BASIC user, a sample terminal session, a discussion of the interactive debugging commands, and other reference information, including a description of the batch processing facility.

Manual  
 ////5748-XX1

SC28-8308

SYSTEM/370 VS BASIC DOS/VS AND OS/VS PROGRAMMER'S GUIDE  
PROG. NO. 5748-XX1

This publication is directed to the VS BASIC user programming in the batch environment of OS/VS (VS1 or VS2) or DOS/VS, and describes how to compile and execute a program written in VS BASIC, a program product. It contains information about processor options used with the program product, and about job control statements needed to run the product.

It is intended to be used with System/370 VS BASIC Language, Order No. GC28-8303, to provide a complete guide to running VS BASIC in a batch environment.

No previous experience with either DOS/VS or OS/VS is required for use of this publication.  
Manual  
/////5748-XX1

SC28-8309

SYSTEM/370 VS BASIC INSTALLATION REFERENCE MATERIAL  
PROGRAM NUMBER 5748-XX1

This publication provides installation personnel with information on how to install the VS BASIC processor under OS/VS, DOS/VS, TSO, and CMS. Included with the step-by-step procedure for each environment are storage information and system programmer considerations.

This publication is essentially supplemental, in that it assumes the availability or familiarity with other system publications pertaining to the use of the environment under which VS BASIC is to operate.

Manual, 132 pages  
/////5748-XX1

SC28-8310

B IS FOR BASIC AN INTRODUCTION TO VS BASIC UNDER CMS  
PROG. NO. 5748-XX1

This book is an elementary text describing a subset of the VS BASIC language as it is used under CMS. It is intended for readers who are unfamiliar with BASIC, with programming, and with computers. Readers with technical backgrounds, and readers who are already familiar with BASIC, should read the VS BASIC Language Reference Manual, Order No. GC28-8303, which contains a full description of the language, and the VS BASIC CMS Terminal User's Guide, Order No. SC28-8306, which contains a more detailed description of how to use VS BASIC under CMS.

The technical information contained in this book is summarized in a detachable reference guide appended to the back cover.

Manual  
/////5748-XX1

GC28-8311

SYSTEM/370 VS BASIC, PROG. PROD. 5748-XX1 SPECIFICATIONS

The VS BASIC processor, which operates in time-sharing and batch environments, is used for compiling and executing programs written in the BASIC Language.

With VS BASIC, the user can execute a program immediately after compilation or can store it and execute it at a later time.

VS BASIC is designed to operate in virtual storage systems. It operates in the time-sharing environments: CMS (Conversational Monitor System) of VM/370 and TSO (Time Sharing Option) under VS2, and as a batch compiler under control of VS1, VS2, DOS/VS, and CMS. This publication replaces the Program Product Design Objectives, Order No. GX28-8301, at release time. It is aimed at customer employees and prospective customers responsible for planning and maintaining an installation. It provides information upon which the IBM Warranty and License Agreement for the product is based. It describes the program product functions and capabilities, programming system information, compatibility considerations, reference material, and Programming Service Classification.

Specification Sheet, 2 pages  
/////5748-XX1

GC28-8313

VIDEO/370 INCLUDING THE CICS FEATURE GENERAL INFORMATION  
PROGRAM NUMBERS 5734-RC5 AND 5736-RC3

This publication gives an overview of IBM's VIDEO/370 system. The information herein is intended primarily for management personnel as an aid in planning and evaluation. Publications to assist in the actual operation of VIDEO/370 are listed under "Reference Material" on page 19.

Manual, 22 pages  
/////5734-RC5,5736-RC3

GC30-2012

OS/MFT, OS/MVT AND OS/VS1: CRJE CONCEPTS AND FACILITIES  
PROG. NO. 360S-RC-551 (MFT/MVT), 5741-SCI-0A (VS1)

This publication contains information about Conversation Remote Job Entry (CRJE) under OS/MFT, OS/MVT, and OS/VS1. It describes the system concepts, facilities, and points out the responsibilities of those involved in the overall operation of CRJE.

An appendix of related publications and a glossary of terminology is included.

Manual, 36 pages  
360,370//38/OS,OTSO,OASP,CALL//

GC30-2014

OS/MFT, OS/MVT AND OS/VS1: CRJE TERMINAL USER'S GUIDE  
PROG. NO. 360S-RC-551 (MFT/MVT), 5741-SCI-0A (VS1)

This publication serves primarily as a guide for the inexperienced CRJE (Conversational Remote Job Entry) terminal user and as a reference for the experienced CRJE user.

This publication describes the functions of CRJE and the terminal commands that enable the user to perform these functions. The commands and subcommands are described in detail, and examples illustrate how they may be used. Terminal messages are documented with explanations and corresponding system and user responses.

Manual, 179 pages  
360,370//38/OS,OTSO,OASP,CALL//

GC30-2016

OS/MFT, OS/MVT AND OS/VS1: CRJE SYSTEM PROGRAMMER'S GUIDE  
PROG. NO. 360S-RC-551 (MFT/MVT), 5741-SCI-0A (VS1)

This publication contains information to aid the system programmer and the central computer operator in the installation of, the operation of, and use of Conversational Remote Job Entry (CRJE).

This publication describes CRJE and the facilities it provides users at remote keyboard terminals attached by communications lines to an IBM System/360 or IBM System/370 that uses the MFT, MVT, or VS1 options of the operating system (OS).

Information about the CRJE task, its operating environment, system generation considerations, and the central operator command facility is included. Central messages are described with explanations and suggested operator responses.

This publication also includes a discussion of CRJE storage estimates and offers some performance guidelines to aid the system programmer in tuning his CRJE system.

Manual, 65 pages  
360,370//38/OS,OTSO,OASP,CALL//

GC30-2022

OS TCAM CONCEPTS AND FACILITIES, PROG. NO. 360S-CQ-548

This publication provides a basic introduction to the concepts of and the facilities provided by the Telecommunications Access Method (TCAM) under the MFT, MVT, VS1, and VS2 options of the operating system (OS). It also briefly describes the characteristics and operating concepts of a computer-based telecommunications system.

TCAM is a complete, centralized, real-time telecommunications access method that controls allocation and use of remote station resources. TCAM facilities control the transfer, editing, and processing of data from remote stations. Variety, flexibility, and modularity of these TCAM facilities permit selection of the necessary support or any telecommunications application.

A basic knowledge of IBM System/360 and IBM System/370 machine concepts and data management techniques is required for an understanding of this publication.

Manual, 56 pages  
/TP/30///5741,5742

GC30-2025

OS TCAM USER'S GUIDE (OS/MFT, /MVT: OS/VS1, /VS2)  
PROG. NO. 360S-CQ-548; VS COMPONENTS 5741(£2)-SCI-21

The TCAM User's Guide is for systems analysts and programmers who must design, write, and install a TCAM program. It is both a guide for diagnosis and a problem determination handbook. Information provided includes:

- o An overview of TCAM
- o Functional checklists for coding and diagnosing sections of a TCAM program
- o Coding considerations
- o Checklists of possible errors
- o How and when to dump TCAM and its service aids
- o How to read TCAM dumps
- o Relationships between OS and TCAM control blocks
- o A summary of TCAM macros and operands
- o A detailed description of each field in a TCAM formatted dump

Prerequisites:

IBM System/360 Operating System Telecommunication Access Method (TCAM) Concepts and Facilities, GC30-2022 OS TCAM Programmer's Guide and Reference Manual, GC30-2024.  
Manual, 238 pages  
/TP/30///5741,5742

GC30-2034

OS/VS TCAM PROGRAMMER'S GUIDE, PROG. NO. 5744-AW1

This book is a coding guide of the programmer who must construct or modify a TCAM message control program (MCP), or who must write a TCAM-compatible application program. It explains how to write a TCAM MCP, how to write a TCAM-compatible application program, and how to use a variety of auxiliary service facilities. Also included is information that might be of use in planning and setting up a Teleprocessing system incorporating TCAM. The reader is expected to be familiar with the contents of the publication (OS TCAM Concepts and Facilities,) Order No. GC30-2022.

Guide, 500 pages  
/TP/30///5742,5744-AW1

GC30-2035

OS/VS1 TCAM LEVEL 2 COMPONENT RELEASE GUIDE  
This publication contains changes and additions to OS/VS1 publications as a result of component release 2 of OS/VS1 TCAM. Publications affected are:

OS/VS1 System Messages - GC38-1001  
OS/VS1 Storage Estimates - GC28-6551  
OS/VS1 System Data Areas - GC28-6628

The material in this book is intended for the system programmer who must construct or modify a TCAM message control program, or an application programmer who must write a TCAM compatible application program.  
Guide, 32 pages  
/TP///5744-AW1

GC30-2036

OS/VS TCAM LEVEL 4 COMPONENT RELEASE GUIDE  
This publication contains changes and additions to OS/VS publications as a result of component release 4 of TCAM. Publications affected are:

OS/VS Message Library: VS1 System Codes, GC38-1003  
OS/VS Message Library: VS2 System Codes, GC38-1008  
OS/VS Message Library: VS1 System Messages, GC38-1001  
OS/VS Message Library: VS2 System Messages, GC38-1002  
OS/VS1 Storage Estimates, GC24-5094  
OS/VS2 Storage Estimates, GC28-0604  
OS/VS1 System Data Areas, SY28-0605  
OS/VS2 System Data Areas, SY28-0606  
OS/VS2 TSO Guide, GC28-0644  
OS/VS2 TSO Command Language Reference, GC28-0646

The material in this book is intended for the system programmer who must construct or modify a TCAM message control program, or an application programmer who must write a TCAM compatible application program.  
Manual, 70 pages  
/TP/30///5742,5744-AW1

GC30-2037

OPERATOR'S LIBRARY: OS/VS TCAM - PROGRAM NUMBER 5744-AW2  
COMPONENT NUMBERS 5741-SCI-21 AND 5742-SCI-21  
For users of TCAM (Telecommunications Access Method), Level 5 and above; VS1 and VS2. This book familiarizes the operator with TCAM procedures and commands, and provides a convenient reference. For more details on Level 5 TCAM and the operators commands, see the OS/VS TCAM Programmer's Guide, Order No. GC30-2044.  
Manual, 40 pages  
/TP/30///5744-AW1,5744-AW2,5742

GC30-2038

OS/VS TCAM LEVEL 5 COMPONENT RELEASE GUIDE  
This publication contains changes and additions to OS/VS publications as a result of component releases 2, 4, and 5 of VS TCAM. A vertical line to the left of an entry in this publication indicates a change that corresponds to Component Release 5; all other changes correspond to Component Release 2 or 4. Publications updated by this document are:

OS/VS Message Library: VS1 System Codes - GC38-1003  
OS/VS Message Library: VS2 System Codes - GC38-1008  
OS/VS Message Library: VS1 System Messages - GC38-1001  
OS/VS Message Library: VS2 System Messages - GC38-1002  
OS/VS Message Library: Routing and Descriptor Codes - GC38-1004  
OS/VS 1 System Generation Reference - GC26-3791  
OS/VS 2 System Generation Reference - GC26-3792  
OS/VS 1 Storage Estimates - GC24-5094  
OS/VS 2 Storage Estimates - GC28-0604  
OS/VS 2 System Data Areas - SY28-0606  
OS/VS1 Supervisor Logic - SY24-5155  
OS/VS2 TSO Command Language Reference - GC28-0646  
OS/VS2 TSO Guide - GC28-0644

Manual, 151 pages  
/TP/30///5744-AW2,5742

GC30-2041

OS/VS2 TCAM PROGRAMMER'S GUIDE  
For users of TCAM (Telecommunications Access Method). This book is a coding guide for the programmers who must construct or modify a TCAM message control program (MCP) or write a TCAM-compatible application program. It also explains how to use a variety of auxiliary service facilities. It contains information that might be of use in planning and setting up a teleprocessing system incorporating TCAM/VTAM (Virtual Telecommunications Access Method) and SNA (Systems Network Architecture). The reader should be familiar with OS/VS TCAM Concepts and Facilities, GC30-2042.  
Manual, 800 pages  
/TP/30///5752

GC30-2042

OS/VS TCAM CONCEPTS AND FACILITIES  
This publication is an introduction to the Telecommunications Access Method (TCAM) for persons requiring either a general knowledge of TCAM, or a basic understanding before studying more detailed documentation.  
Readers should have a general knowledge of data processing and the IBM operating systems.  
Manual, 60 pages  
/TP/30///5741,5752

GC30-2044

OS/VS TCAM PROGRAMMER'S GUIDE - PROGRAM NOS. 5744-AWZ, 5741-SCI-21, AND 5742-SCI-21  
For users of TCAM (Telecommunications Access Method), Level 5 and above; VS1 and VS2. Incorporates TSO (VS2 only). This book is a coding guide for the programmers who must construct or modify a TCAM message control program (MCP) or write a TCAM-compatible application program. It also explains how to use a variety of auxiliary service facilities. It also has information that might be of use in planning and setting up a teleprocessing system incorporating TCAM. The reader should be familiar with OS TCAM Concepts and Facilities, Order No. GC30-2022.  
Manual, 820 pages  
/TP/30///5744-AW2,5742

GC30-2045

OS/VS TCAM USER'S GUIDE  
The OS/VS TCAM User's Guide is a publication for systems analysts and programmers who must design, write and install a TCAM program. It is both a guide for diagnosis and a problem determination handbook.  
Manual, 350 pages  
/TP/30///5741,5752

GC30-2047

OPERATORS LIBRARY: OS/VS1 TCAM  
The OS/VS1 TCAM Operator's Library is a module in the OS/VS Operator's Library for the operator of teleprocessing systems using the VS1 Operating System and the Telecommunications Access Method (TCAM). It familiarizes the operator with TCAM procedures and commands, and provides a convenient reference. A familiarity with data processing is assumed, however a knowledge of teleprocessing would be helpful.  
The material in this publication was previously contained in the Operator's Library: OS/VS TCAM, GC30-2037 which was a combination VS1 and VS2 publication. Beginning with VS1 release 3.1 this publication contains VS1 TCAM Operator's Library information, while VS2 TCAM Operator's Library information continues in the publication Operator's Library: OS/VS TCAM, GC30-2037  
A summary of the commands has been placed at the beginning of this guide for easy reference.  
Technical terms used in this publication are defined in A Data Processing Glossary, GC20-1699. For more details about OS/VS TCAM and the operator commands, see the OS/VS TCAM Programmer's Guide, GC30-2054.  
Manual, 30 pages  
/TP///5744-AW2

GC30-2054

OS/VS1 TCAM PROGRAMMER'S GUIDE  
OS/VS1 TCAM PROGRAMMER'S GUIDE - Program No. 5744-AW2  
For users of TCAM (Telecommunications Access Method). This book is a coding guide for the programmers who must construct or modify a TCAM message control program (MCP) or write a TCAM-compatible application program. It also explains how to use a variety of auxiliary service facilities. It contains information that might be of use in planning and setting up a teleprocessing system incorporating TCAM/VTAM (Virtual Telecommunications Access Method) and SNA (Systems Network Architecture). The reader should be familiar with OS TCAM Concepts and Facilities, Order No. GC30-2042.  
Manual, 792 pages  
/TP///5744-AW2

GC30-3001

IBM 3735 PROGRAMMER'S GUIDE (OS, DOS, AND VS SYSTEMS)  
This publication provides system programmers, application programmers, and operators with the information they need to use IBM 3735 Programmable Buffered Terminal facilities in a teleprocessing system.  
All readers should have a general knowledge of System/360 and System/370 data processing techniques in a teleprocessing environment. Those responsible for designing or installing part or all of a system that includes IBM 3735 terminals should have a detailed knowledge of teleprocessing systems.  
All users of this book should be familiar with the information contained in IBM 3735 Programmable Buffered Terminal Concept and Application, GA27-3043, which describes the operating characteristics and features of the 3735 terminal.  
Programmer's Guide, 200 pages  
//30//3735/

GC30-3002

3704 & 3705 COMMUNICATIONS CONTROLLERS, EMULATION PROGRAM GENERATION AND UTILITIES, GUIDE AND REFERENCE MANUAL  
PROG. NOS. 360H-TX-033,35,36; 5735-SCI; 5744-AW1, 5747-AG1  
The purpose of this publication is to provide the information necessary to generate the IBM 3705 Emulation Program using emulation generation macro instructions. The book is intended for analysts and programmers responsible for generation and maintenance of Emulation Programs and for IBM systems engineers and field engineers.  
The Emulation Program allows the 3705 Communications Controller to operate as an IBM 2701, 2702, or 2703 Transmission Control Unit, or any combination of the three. This publication describes the Emulation Program generation procedure, the loader utility, and the Dump utility. Error

messages for each program are also provided. The prerequisite publication for this manual is Introduction to the IBM 3705 Communications Controller, GA27-3051. Manual, 84 pages  
//30//3704,3705/

## GC30-3003

3704 AND 3705 COMMUNICATIONS CONTROLLERS ASSEMBLER LANGUAGE  
This publication is a reference manual for the systems programmer, the systems engineer and the applications programmer coding in the IBM Communications Controller Assembler Language.

The publication is similar to the IBM System/360 Operating System Assembler Language publication, GC28-6514. The Communications Controller Assembler is similar to the OS Assembler (level F) and the DOS Assembler (level D). The similarity is intended to aid the Communications Controller programmer who already has OS or DOS Assembler knowledge.

Chapter 1 introduces the assembler language and describes the major differences between the language and the OS and DOS Assembler language. Chapter 2 presents basic assembler language concepts. Chapter 3 describes instruction alignment, machine instruction mnemonics, machine formats and briefly describes the extended mnemonics.

Chapter 4 discusses the instructions to the assemblers, including symbol definition, data definitions, program sectioning and linkages, symbolic linkages, base register instructions, listing control and program control instructions. Chapter 5 describes the macro language and the procedures for its use.

Appendixes A through E contain a summary of assembler language features and usage. Appendix F describes the job control language and the storage requirements necessary to produce an assembly, and Appendix G contains messages and codes helpful in debugging a program.

Before using this publication, the reader should be familiar with basic programming concepts and techniques. The prerequisite publication is Introduction to the IBM 3705 Communications Controller, GA27-3051. Corequisite to this publication is the IBM 3705 Communications Controller Principles of Operation, GC30-3004.

The contents of this publication apply to both OS and DOS users unless noted differently in the text. Manual, 116 pages  
//30//3704,3705/

## GC30-3004

IBM 3704 AND 3705 COMMUNICATIONS CONTROLLERS PRINCIPLES OF OPERATION

This publication is the machine reference manual for the IBM 3704 and 3705 Communications Controllers. It provides a direct comprehensive description of (1) the controllers' functional components, (2) the arithmetic, logical, branching, status switching, and input/output operations, and (3) the priority interrupt scheme.

It is intended to provide any 3704/3705 user with the knowledge of the controller hardware requirements needed to write or modify a 3704 or 3705 control program. The reader is assumed to have a basic knowledge of data processing and teleprocessing systems and to have read the Introduction to the IBM 3704 and 3705 Communications Controllers, GA27-3051, which describes the system briefly and describes the features available. Manual, 168 pages  
//09//3704,3705/

## GC30-3005

3704 & 3705 COMMUNICATIONS CONTROLLERS, EMULATION PROGRAM STORAGE & PERFORMANCE REFERENCE MANUAL

This publication has two purposes (1) to assist you in determining the storage requirements for the IBM 3705 Emulation Program, and (2) to assist you in determining the 3705 line attachment capability and proper arrangement of lines on the Communications controller's internal priorities for best Emulation Program performance. The publication is intended for systems analysts and systems programmers responsible for defining and generating an Emulation Program, and for IBM systems engineers and salesmen.

Chapter 1 summarizes the contents of the book. Chapter 2 defines storage requirements. Chapter 3 defines formulas and procedures for establishing line speeds and priorities for best performance.

You should be familiar with the information contained in the IBM 3705 Communications Controller Emulation Program Generation and Utilities, Guide and Reference Manual, GC30-3002. A related publication is the IBM 3705 Communications Controller Principles of Operation, GC30-3004. Manual, 30 pages  
//30//3704,3705/

## GC30-3006

3704 & 3705 NCP STORAGE & PERFORMANCE ESTIMATES (FOR OS/TCAM, OS/V5 TCAM, & OS/V5 & DOS/V5 VTAM USERS), PROG. NOS. 360H-TX-034 (OS), 5744-BA1 (OS/V5)

This publication is to be used for planning a network configuration for the IBM 3705 Communications Controller Network Control Program and for determining storage requirements for that program.

The publication was written for systems analysts, systems programmers, IBM systems engineers, and IBM salesmen who are planning for network control program storage requirements and performance.

The first section of the manual shows how to determine total storage by first determining the individual requirements for base and use coding, line and device support, tables, control blocks, buffers, and optional system functions.

The second section describes the system generation operands and the various combinations of line speeds and priorities that affect performance. Prerequisite publication: IBM 3704 and 3705 Communications Controller Network Control Program Generation and Utilities Guide and Reference Manual, GC30-3000.

Manual, 44 pages  
//30//3704,3705/

## GC30-3008

IBM 3704 AND 3705 COMMUNICATIONS CONTROLLER NETWORK CONTROL PROGRAM/V5 GENERATION AND UTILITIES GUIDE AND REFERENCE MANUAL (FOR OS/V5 AND DOS/V5 VTAM USER'S) - PROG. NOS. 5744-BA2, 5747-AJ2

Provides the information necessary to (1) define and generate a Network Control Program/V5 (Version 3) for a local or remote IBM 3704 or 3705 Communications Controller; (2) load the program into the controller; and (3) dump the contents of controller storage.

This publication is directed to the systems analyst or systems programmer responsible for performing the above actions.

Prerequisite to use of this publication is a basic understanding of teleprocessing and teleprocessing access methods. A general knowledge of the purposes of the communications controllers may be obtained from the introduction to the IBM 3704 and 3705 Communications Controllers (GA27-3051). Manual, 350 pages  
/////5744-BA2, 5747-AJ2

## GC30-3009

NCP/TCAM NETWORK USER'S GUIDE - PROG. NO. 5735-SC2

This publication is a guide for the user of a communication network controlled by the IBM Network Control Program (NCP) and the Telecommunications Access Method (TCAM). It describes how to generate an efficient NCP/TCAM network, how NCP/TCAM functions, and how to perform problem isolation when necessary.

The user's guide is written primarily for the system programmer who installs a communication network and the IBM field engineering representative who supports its programming.

The two major areas of discussion are how a network functions normally and what to do when it fails. These areas are presented in the following sections.

- o Section 1 - Introduction to the NCP/TCAM network is an overview of the network and its operation.
- o Section 2 - How NCP and TCAM communicate describes the data exchange between NCP in an IBM Communications Controller and TCAM in a host computer.
- o Section 3 - How NCP operates the communications controller discusses the function of NCP within the controller to handle data and ensure its integrity, as well as how to employ the user's own code in block handling routines.
- o Section 4 - How NCP/TCAM controls the communication network explains the data exchange between the computer terminal, the lines, line control, terminals, sessions, connections, and line error recovery.
- o Section 5 - How to diagnose the NCP/TCAM network offers troubleshooting aids and suggestions of what to do when there is a network failure.
- o Finally, there is a collection of reference data for your convenience -- appendixes containing a sample program, reference codes and formats, and generation macros, and a glossary of network terms.

This guide to the network will enhance your understanding of the options available for optimizing performance in your specific network. It can be useful in generating an efficient system and helpful in diagnosing a failure when it occurs. This publication does not attempt to teach the modification of network software; however, it does explain the tools for performing problem determination and suggests some techniques useful in isolating software problems. Manual, 150 pages  
//30//3704,3705/

## GC30-3020

TELEPROCESSING PREINSTALLATION GUIDE FOR IBM 3704 AND 3705 COMMUNICATIONS CONTROLLERS

Teleprocessing Preinstallation Guide for IBM 3704 and 3705 Communications Controllers GC30-3020)

This publication lists the equipment characteristics of the teleprocessing network and communications controller that the user must specify when coding an emulation program or network control program. The publication consists of a series of tables, one for each type of station supported by the program and one for each type of line set with which the controller can be equipped. Each table gives the appropriate values to code for the station or line set represented. For some characteristics several values are listed, the appropriate choice depending on how the user's station is equipped (for instance, which transmission code it employs) or in which of alternate modes he wishes the station or line to operate. In these cases, accompanying notes suggest where the user may learn the values appropriate for his installation.

A companion publication, Teleprocessing Installation

Record for IBM 3704 and 3705 Communications Controllers (3C30-3021), is useful for recording the equipment characteristics of a particular teleprocessing installation as a guide for coding programs for the communications controller.  
Manual, 128 pages  
//09//3704,3705/

## GC30-3021

TELEPROCESSING INSTALLATION RECORD FOR IBM 3704 AND 3705 COMMUNICATIONS CONTROLLERS

This publication provides the user with a convenient means for recording the details of his 3704 or 3705 based teleprocessing configuration existing or planned that he must know before coding an emulation program or network control program. As furnished, the publication consists of a series of formatted charts, each of which as appropriately labeled spaces representing the information items pertinent to a particular type of communication line (such as a multipoint line) and the stations associated with that line. A chart is also provided for recording the hardware units installed in the communications controller, along with related information such as line interface and subchannel addresses used.

From the package of charts provided the user selects the number and types appropriate to his teleprocessing configuration. Upon filling in the information indicated and assembling the charts into a binder, he has a convenient record of his configuration that gives much of the information needed to code a program appropriate to his installation. (The charts also contain spaces for related information not needed in coding the program; for example, common-carrier circuit numbers.)

A companion publication, Teleprocessing Preinstallation Guide for IBM 3704 and 3705 Communications Controllers (GC30-3020), provides guidance in selecting many of the parameters to be documented in the installation record.  
Manual, 20 pages  
//09//3704,3705/

## GC30-3026

IBM 3767 COMMUNICATION TERMINAL SETUP INSTRUCTION

Describes the procedures for setting up the IBM 3767 Communication Terminal without the assistance of an IBM Customer Engineer. The publication is directed to terminal operators or other persons who will be responsible for setting up the terminal.

Major subjects include checking the decibel level, attaching cables, attaching features and accessories, and loading forms into the terminal.

Prerequisite publication: None.

Manual, 24 pages  
370//30//3767/

## GC33-0001

OS PL/I OPTIMIZING COMPILER: GENERAL INFORMATION MANUAL PROGRAM NUMBER 5734-PL1

This manual introduces and describes the compiler and the associated resident and transient libraries. The information is provided for use as a planning aid only, and is intended to assist both existing and prospective users of PL/I. Topics covered in the manual include:

- o Design philosophy and performance of the compiler
- o Optimization facilities provided
- o Comparison with the PL/I (F) Compiler
- o Machine and system requirements of the compiler
- o Summary of the PL/I language implemented
- o Bibliography of related publications

The reader is assumed to be familiar with PL/I and with the Operating System.

Program product manual, 44 pages  
/////5734-PL3,5734-PL1,5734-LM4,5734-LM5

## GC33-0003

OS PL/I CHECKOUT COMPILER: GENERAL INFORMATION PROG. NOS. 5734-PL2, 5734-LM5

This manual introduces and describes the compiler and the associated resident and transient libraries. The information is provided for use as a planning aid only, and is intended to assist both existing and prospective users of PL/I. Topics covered in the manual include:

- o Design philosophy and performance of the compiler
- o Compiler options provided
- o Summary of the PL/I language implemented
- o Comparison with the PL/I (F) Compiler
- o Machine and system requirements of the compiler
- o Discussion of the complementary use of the PL/I Checkout and PL/I Optimizing Compilers
- o Bibliography of related publications

The reader is assumed to be familiar with PL/I and with the Operating System.

Manual, 58 pages  
/////5734-LM5,5734-PL2

## GC33-0004

DOS PL/I OPTIMIZING COMPILER: GENERAL INFORMATION MANUAL - PROG. PROD. 5736-PL1

This manual introduces and describes the compiler and the associated resident and transient libraries. The information is provided for use as a planning aid only, and is intended to assist both existing and prospective users of PL/I.

Topics covered in the manual include:

- o Design philosophy and performance of the compiler
- o Optimization facilities provided
- o Comparison with the PL/I D Compiler
- o Machine and system requirements of the compiler
- o Summary of the PL/I language implemented
- o Bibliography of related publications

The reader is assumed to be familiar with PL/I and with the Disk Operating System.

Manual, 48 pages  
/////5736-LM4,5736-PL1,5736-LM5,5736-PL3

## GC33-0005

DOS PL/I OPTIMIZING COMPILER: LANGUAGE REFERENCE MANUAL PROGRAM NOS. 5736-PL1, AND 5736-PL3

This publication is the primary source of information on the language implemented by the DOS PL/I Optimizing Compiler. It is a reference manual rather than a tutorial text, and the reader is assumed to have some previous knowledge of PL/I.

The manual contains information on how to write a PL/I source program. For information on how to compile, link-edit, and execute the program, reference should be made to DOS PL/I Optimizing Compiler: Programmer's Guide (SC33-0008).

SRL, 472 pages  
/////5736-PL1,5736-PL3

## SC33-0006

OS PL/I OPTIMIZING COMPILER - PROGRAMMER'S GUIDE PROGRAM NUMBERS 5734-PL1, 5734-LM4, 5734-LM5

This manual is a companion volume to OS PL/I Optimizing and Checkout Compilers: Language Reference Manual (SC33-0009) and OS/360 Time Sharing Option: PL/I Optimizing Compiler (SC33-0029). The three manuals form a guide to the writing and execution of PL/I programs using the optimizing compiler and the associated resident and transient libraries in the batch and time-sharing environments of the IBM Operating System.

The programmer's guide is concerned with the relationship between a PL/I program, the optimizing compiler, and the operating system. It explains how to compile, link-edit, and execute a program in a batch environment, and it introduces job control language, the linkage editor, and the loader, data management, and other operating system features that may be required by a PL/I programmer.

SRL Manual, 248 pages  
/////5734-PL1,5734-LM5,5734-LM4,5734-PL3

## SC33-0007

SYSTEM/360 OPERATING SYSTEM PL/I CHECKOUT COMPILER PROGRAMMER'S GUIDE - PROGRAM NUMBERS 5734-PL2, 5734-LM5

This manual is a companion volume to OS PL/I Optimizing and Checkout Compilers: Language Reference Manual, Order No. SC33-0009, and the OS Time Sharing Option: PL/I Checkout Compiler, Order No. SC33-0033. The three manuals form a guide to the writing and execution of PL/I programs using the checkout compiler and the transient library in the batch and time-sharing environments of the IBM Operating System.

The programmer's guide is concerned with the relationship between a PL/I program, the checkout compiler, and the operating system. It explains how to use the checkout compiler to run a PL/I program in a batch environment, and introduces job control language, the linkage editor, the loader, data management, and other operating system features that may be required by a PL/I programmer.

Programmer's Guide, 216 pages  
/////5734-PL2,5734-LM5

## SC33-0008

DOS PL/I OPTIMIZING COMPILER: PROGRAMMER'S GUIDE - PROGRAM PRODUCTS 5736-PL1, 5736-LM4 AND 5736-LM5

This manual is a companion volume to the DOS PL/I Optimizing Compiler: Language Reference Manual (Order Number GC33-0005). The two manuals form a guide to the writing and execution of PL/I programs using the optimizing compiler and the associated resident and transient libraries under the IBM Disk Operating System.

The programmer's guide is concerned with the relationships between a PL/I program, the optimizing compiler, and the operating system. It explains how to compile, link-edit, and execute a PL/I program, and it introduces job control language, the linkage editor, data management, and other operating system features that may be required by a PL/I programmer.

Manual, 200 pages  
/////5736-PL1,5736-LM5,5736-LM4,5736-PL3

## GC33-0009

OS PL/I CHECKOUT AND OPTIMIZING COMPILERS: LANGUAGE REFERENCE MANUAL, PROG. NOS. 5734-PL1-2, LM4-5 (ALL - 5734-PL3)

This publication is the primary source of information on the language implemented by the PS PL/I Optimizing and Checkout Compilers. It is a reference manual rather than a tutorial text, and the reader is assumed to have some previous knowledge of PL/I.

The manual contains information on how to write a PL/I source program. For information on how to compile, link-

edit, and execute the program, reference should be made to the appropriate programmer's guide.  
Manual, 526 pages  
/////5734-PL1,5734-PL2,5734-PL3,5734-LM4,5734-LM5

GC33-0010

DOS PL/I OPTIMIZING COMPILER PROGRAM PRODUCT DESIGN OBJECTIVES - PROGRAM NUMBER 5736-PL1  
The Program Product Design Objectives (PPDO) describe the design objectives and provide the estimated availability date of the subject Program Product.  
Flyer, 3 pages  
360,370//29/DOS//

GC33-0016

DOS PL/I OPTIMIZING COMPILER PROGRAM PRODUCT SPECIFICATIONS PROGRAM NUMBER 5736-PL1  
The Program Product Specifications (PPS) describe the warranted specifications of the subject Program Product.  
Two Sheets  
360,370//29/DOS//

GC33-0017

DOS PL/I RESIDENT LIBRARY PROGRAM PRODUCT SPECIFICATIONS PROGRAM PRODUCT 5736-LM4 (5736-PL3)  
The Program Product Specifications (PPS) describe the warranted specifications of the subject Program Product.  
Single Sheet  
360,370//29/DOS//

GC33-0018

DOS PL/I TRANSIENT LIBRARY: PROG. PROD. 5736-LM5 (5736-PL3) SPECIFICATIONS  
The Program Product Specifications (PPS) describe the warranted specifications of the subject Program Product.  
Single Sheet  
360,370//29/DOS//

SC33-0019

DISK OPERATING SYSTEM/360 PL/I OPTIMIZING COMPILER: EXECUTION LOGIC PROGRAM NUMBERS 5736-PL1, 5736-LM4, 5736-LM5  
This publication describes the object module produced by the DOS PL/I Optimizing Compiler, and explains how the compiled code uses subroutines from the resident and transient libraries of the optimizing compiler.  
The topics covered include program initialization, storage management, input/output, error handling, and interlanguage communication. The use of storage dumps for debugging is also explained.  
The manual is intended primarily for programmers concerned with maintenance of the compiler and its libraries. It will also be useful for applications programmers who require an understanding of the processes of execution (for example, to link PL/I and Assembler-language routines).  
SRL Manual, 284 pages  
/////5736-PL1,5736-LM4,5736-LM5

SC33-0020

DOS PL/I OPTIMIZING COMPILER: INSTALLATION PROGRAM NOS. 5736-PL1,LM4,LM5  
This publication is primarily for readers who are responsible for the installation of the DOS PL/I Optimizing Compiler, DOS PL/I Resident Library, and DOS PL/I Transient Library. The publication describes how to install the compiler and associated libraries, and provides the storage requirements of the three products.  
The reader responsible for installation should already be familiar with the IBM operating Systems and their job control language.  
This publication supplements certain system publications by providing the system-related information which applies particularly to the program products named above.  
Manual, 40 pages  
/////5736-PL1,5736-PL3,5736-LM4,5736-LM5

SC33-0021

DOS PL/I OPTIMIZING COMPILER: MESSAGES MANUAL, PROG. PROD. 5736-PL1, 5736-LM5  
This manual lists all the messages that may be issued by the DOS PL/I Optimizing Compiler during processing of a PL/I Program. Where appropriate, explanations, examples, and suggested programmer responses are included.  
Manual, 160 pages  
/////5736-PL1,5736-PL3

GC33-0022

SYSTEM/360 OS PL/I OPTIMIZING COMPILER PROGRAM PRODUCT SPECIFICATIONS - PROGRAM NUMBER 5734-PL1  
The Program Product Specifications (PPS) describe the warranted specifications of the subject Program Product.  
Flyer, 2 sheets  
360,370//29/OS,OTSO,OASP,CALL//

GC33-0023

OS PL/I RESIDENT LIBRARY - PROGRAM PRODUCT SPECIFICATIONS PROGRAM NUMBER 5734-LM4  
The Program Product Specifications (PPS) describe the warranted specifications of the subject Program Product.  
Flyer, 1 sheet  
360,370//29/OS,OTSO,OASP,CALL//

GC33-0024

OS PL/I TRANSIENT LIBRARY - PROGRAM PRODUCT SPECIFICATIONS PROGRAM NUMBER 5734-LM5  
The Program Product Specifications (PPS) describe the warranted specifications of the subject Program Product.  
Flyer, 1 sheet  
360,370//29/OS,OTSO,OASP,CALL//

SC33-0025

OS PL/I OPTIMIZING COMPILER: EXECUTION LOGIC PROGRAM NOS. 5734-PL1, 5734-LM4 AND 5734-LM5  
This publication describes the object module produced by the OS PL/I Optimizing Compiler, and explains how the compiled code uses subroutines from the resident and transient libraries of the optimizing compiler.  
The topics covered include program initialization, storage management, input/output, error handling, and interlanguage communication. The use of storage dumps for debugging is also explained.  
The manual is intended primarily for programmers concerned with maintenance of the compiler and its libraries. It will also be useful for applications programmers who require an understanding of the processes of execution (for example, to link PL/I and Assembler-language routines).  
Systems Library, 364 pages  
/////5734-PL1,5734-PL3,5734-LM4,5734-LM5

SC33-0026

OS PL/I OPTIMIZING COMPILER: INSTALLATION - PROGRAM NUMBERS 5734-PL1, 5734-LM4, AND 5734-LM5 NOTE: THESE PRODUCTS ARE ALSO DISTRIBUTED AS COMPLETE PACKAGE 5734-PL3  
This publication is intended primarily for programmers responsible for installing the OS PL/I Optimizing Compiler and the associated resident and transient libraries. It gives detailed information on Installation Procedures and Storage Estimates.  
Manual, 130 pages  
/////5734-PL1,5734-PL3,5734-LM4,5734-LM5

SC33-0027

OPERATING SYSTEM PL/I OPTIMIZING COMPILER: MESSAGES PROG. NOS. 5734-PL1, 5734-LM5  
This publication lists all the messages that may be issued by the OS PL/I Optimizing Compiler and the associated transient library during processing of a PL/I program. Both the long and short forms of each message are listed where applicable. The messages are in three groups:  
o Compile-time messages (generated by the compiler during compilation of a PL/I source program)  
o Execution-time messages (generated by the transient library during execution of the compiled program)  
o Prompter messages (generated by the compiler when it is used in a time-sharing environment)  
Where appropriate, explanations of the messages and suggested programmer responses are included.  
System Reference Library Manual, 220 pages  
/////5734-PL1,5734-PL3,5734-LM5

SC33-0029

OS PL/I OPTIMIZING COMPILER: TSO USER'S GUIDE PROG. NOS. 5734-PL1, -LM4, -LM5 (ALL = 5734-PL3)  
This book describes how to use the facilities of TSO to create a PL/I program, to compile it using the PL/I Optimizing Compiler, and to execute it. The reader is assumed to be familiar with PL/I but not with TSO. The book contains the definitive description of the PL/I command. It gives sufficient information for a PL/I programmer to start using TSO effectively without reference to any other publications.  
Manual, 118 pages  
/////5734-PL1,5734-PL3,5734-LM4,5734-LM5

GC33-0030

OS PL/I CHECKOUT COMPILER - PROGRAM PRODUCT SPECIFICATIONS PROGRAM NUMBER 5734-PL2  
The Program Product Specifications (PPS) describe the warranted specifications of the subject Program Product.  
Program Product Specifications, 4 sides  
360,370//29/OS,OTSO,OASP,CALL//

SC33-0031

OS PL/I CHECKOUT COMPILER: INSTALLATION - PROGRAM PRODUCTS 5734-PL2 AND 5734-LM5  
This publication is intended primarily for programmers responsible for installing the OS PL/I Checkout Compiler and the associated transient library. It is divided into three parts which give detailed information on Installation Procedures and Storage Estimates.  
Manual, 72 pages  
/////5734-PL2,5734-LM5



SC33-0032

SYSTEM/360 OPERATING SYSTEM PL/I CHECKOUT COMPILER EXECUTION LOGIC MANUAL - PROGRAM NUMBERS 5734-PL2 5734-LM5

The PL/I Checkout Compiler operates in two distinct stages: translation and interpretation. During translation, the original PL/I source program is converted into an intermediate code. During interpretation, this code is interpreted to achieve the effect of object-time execution.

This manual describes those aspects of interpretation which are common to all PL/I programs processed in this way. The topics covered include program initialization; input/output; storage management; error handling; conversational processing; the use of storage dumps for debugging; and interlanguage communication.

The manual is intended primarily for programmers responsible for the maintenance of the compiler and its library. It will also be useful for application programmers who require an understanding of the process of execution. Manual, 280 pages

////5734-PL2,5734-LM5

SC33-0033

OS PL/I CHECKOUT COMPILER: TSO USER'S GUIDE - PROGRAM NUMBER 5734-PL2, 5734-LM5

This book describes how to use the facilities of TSO to create a PL/I program, and to debug and execute it using the PL/I Checkout Compiler. The reader is assumed to be familiar with PL/I but not with TSO. The book contains the definitive descriptions of the PLIC command and its subcommands. It gives sufficient information for a PL/I programmer to start using TSO effectively without reference to any other publications.

Manual, 252 pages

////5734-PL2,5734-LM5

SC33-0034

SYSTEM/360 OPERATING SYSTEM PL/I CHECKOUT COMPILER: MESSAGES MANUAL - PROGRAM NUMBERS 5734-PL2, 5734-LM5

This manual is an essential source of reference for users of the PL/I checkout compiler in either the batch or TSO environment. It describes the components of the messages that can be produced by the compiler when processing a PL/I program. Then it lists each message and provides additional information in many cases.

The messages are divided into two groups -- those that can be produced by the compiler during preprocessing, translation, and interpretation (in conjunction with the PL/I Transient Library), and those that can be produced by the PL/I Prompter when invoking the compiler in a TSO environment.

As users of the PL/I checkout compiler, readers should have an understanding of the information in the PL/I Optimizing and Checkout Compilers Language Reference Manual (SC33-0009), and the PL/I Checkout Compiler Programmer's Guide, (SC33-0007), and also, for TSO users, the manual TSO: PL/I Checkout Compiler (SC33-0033).

Manual, 180 pages

////5734-PL2,5734-LM5

SC33-0035

DOS PL/I TRANSIENT LIBRARY MESSAGES, PROG. PROD. 5736-LM5

Lists all the messages that may be issued by the DOS PL/I Transient Library during execution of the program compiled by the DOS PL/I optimizing compiler. Where appropriate, explanations, examples, and suggested programmer responses are included.

Manual, 44 pages

////5736-LM5,5736-PL3

GC33-0036

PL/I UNDER CMS - PROGRAM PRODUCT DESIGN OBJECTIVES: PL/I OPTIMIZING COMPILER, PROG. NO. 5734-PL1PL/I RESIDENT LIBRARY, PROG. NO. 5734-LM4PL/I TRANSIENT LIBRARY, PROG. NO. 5734-LM5

This flyer spells out the design objectives of PL/I to be available under CMS.

Flyer, 1 page

360,370//29/OS,OTSO,OASP,CALL//

SC33-0037

OS PL/I OPTIMIZING COMPILER: CMS USERS GUIDE - PROGRAM NUMBER 5734-PL1

This manual provides the information required to use the OS PL/I Optimizing Compiler under CMS. Using the OS PL/I Optimizing Compiler under CMS allows PL/I source programs to be compiled, debugged, and executed from a terminal with the maximum efficiency.

The book is intended for all programmers who use the OS PL/I Optimizing Compiler under CMS. It contains a brief tutorial introduction followed by reference data covering:

1. The syntax and options of PLIOPT, the command that invokes the OS PL/I Optimizing Compiler.
2. The compile-time and execution-time options that can be used with the OS PL/I Optimizing Compiler.
3. The restrictions that apply to PL/I when it is used under CMS.

Manual, 76 pages

////5734-PL1,5734-PL3,5734-LM4,5734-LM5

GC33-0041

OS/ PL/I CHECKOUT COMPILER, VERSION 1 RELEASE 2: PROGRAM PRODUCT 5734-PL2 DESIGN OBJECTIVES

The Program Product Design Objectives (PPDO) describe the design objectives and provide the estimated availability date of the subject Program Product.

Flyer, 1 page

360,370//29/OS,OTSO,OASP,CALL//

GC33-0046

DOS PL/I OPTIMIZING COMPILER, RESIDENT LIBRARY & TRANSIENT LIBRARY: PROG. PRODS. 5736-PL1, LM4, LM5, DESIGN OBJECTIVES

The Program Product Design Objectives (PPDO) describe the design objectives and provide the estimated availability date of the subject Program Product.

Design objectives, 2 pages

360,370//29/DOS//

SC33-0047

OS PL/I CHECKOUT COMPILER: CMS USER'S GUIDE - PROGRAM NUMBERS: 5734-PL2,5734-LM5

This book explains, for the users of the Conversational Monitor System (CMS), how to invoke the PL/I Checkout Compiler and use its conversational facilities. The reader is assumed to have a basic knowledge of PL/I and of CMS. The book provides enough information to allow the reader to enter, compile, debug, and execute a straightforward PL/I program under CMS, together with a full description and examples of how to use the interactive debugging facilities of the checkout compiler. It also contains reference data covering:

- o The special restrictions and conventions that apply to PL/I when it is compiled by the checkpoint compiler and executed under CMS.
- o The syntax of the PLIC and PLICR commands, subcommands, and options.
- o The restrictions and conventions that apply to PL/I statements used in immediate mode.

Manual, 204 pages

////5734-PL2,5734-LM5

GC33-0048

OS PL/I CHECKOUT COMPILER, VERSION 1 RELEASE 2 MODIFICATION 1: PROGRAM PRODUCT 5734-PL2 DESIGN OBJECTIVES

The Program Product Design Objectives (PPDO) describe the design objectives and provide the estimated availability date of the subject Program Product.

Program Product Design Objective, 2 pages

360,370//29/OS,OTSO,OASP,CALL//

GC33-2004

1401/1440/1460/DOS EMULATOR ON MODELS 135/145/155 REFERENCE MANUAL - PROGRAM NUMBER 370N-EU-490

This publication describes the 1401/1440/1460 Emulator Program, an "integrated emulator" program executed under control of DOS. It is a multi-purpose document covering several topics related to the emulator. Included is information about Physical Planning, generation and execution of the emulator, data processing, and what is emulated and what is not. The difference between the emulator and the 1400 series program is also explained as well as how to communicate with it. Charts, tables and a glossary are included.

Manual, 125 pages

370//35/DOS/1440,1240,1450,1460,1401/

GC33-2005

1410/7010 DOS EMULATOR ON MODELS 145/155 REFERENCE MANUAL PROGRAM NUMBER 370N-EU-490

This publication describes the 1410/1710 Emulator Program, and "integrated emulator" program executed under control of DOS. It is a multi-purpose document covering several topics related to the emulator. Included is information about Physical Planning, considerations, data processing, generation, execution and communications with the emulator.

Manual, 106 pages

370//35/DOS/1410,7010/

GC33-2006

MODEL 20 DOS EMULATOR ON SYSTEM/370 REFERENCE (370N-IC-002)

This publication provides information about the System/360 Model 20 Emulator Program for the System/370 Models 135 and 125. The emulator program is executed as a problem program under control of DOS (version 4) on the IBM Compatibility Feature #7520. Using the emulator program and the compatibility feature, the System/370 Model 135 or 125 can execute Model 20 Data Processing System.

It also provides information about Device Independence, the ability to execute Model 20 unit record operations using the System/370 tape and disk units.

Manual, 74 pages

3115,3125,3135//35/DOS/2020/

GC33-2010

MODEL 20 EMULATOR ON SYSTEM/370 USING DOS AND DOS/VS PLANNING - PROG. NO. 360N-IC-002; COMPONENT NO. 5745-SC-E20

This publication provides planning information about the System/360 Model 20 Emulator Program for the System/370 Models 135, 125, and 115. The emulator program is executed as a problem program under control of DOS or DOS/VS on a



System/370 Model 135, 125, or 115 equipped with the IBM Compatibility Feature Number 7520. Using the emulator program and the compatibility feature, the System/370 Model 135, 125, or 115 can execute programs written for the System/360 Model 20 Data Processing System.

It also provides planning information about Device Independence, the ability to execute Model 20 unit record operations using the System/370 tape and disk units, and the Data Interchange program that creates DOS disk files from Disk Programming System files, or the reverse.

The information in this publication is intended for installation personnel responsible for selecting, evaluating, and implementing System/370 Model 135, 125, or 115 configurations.  
Manual, 22 pages  
3115,3125,3135//35/DOS/2020/

## GC33-2017

DOS TO OS/VS EMULATOR - REFERENCE, PROG. NO. 5744-AS1  
The DOS Emulator Program executes under OS/VS1 and OS/VS2. It enables DOS or DOS/VS programs to execute in an OS/VS environment. The emulator may be multiprogrammed with other OS/VS jobs, and it can run the multiprogramming options of DOS and DOS/VS.

This publication provides information for programmers and operators to help them code and run DOS and DOS/VS jobs with the emulator. Emulator operation, requirements, facilities and messages are described, and sample jobstreams are provided.

It is assumed that readers of this publication are familiar with OS/VS and DOS or DOS/VS. DOS to OS Emulator - Reference, GC26-3777 is now obsolete.

Manual  
/////5744-AS1

## GC33-2018

1401/1440/1460 OS/VS EMULATOR ON SYSTEM/370 - REFERENCE (5744-AH1)

This manual describes the IBM 1401/1440/1460 Emulator Program for the IBM System/370 Models 135/145/155/158-II/158, and provides the information needed to use the program. The emulator program runs as a problem program under the OS/VS1 and OS/VS2 control programs and executes programs written for the IBM 1401, 1440, and 1460 Data Processing Systems (the Model 135 must be equipped with IBM Compatibility Feature #4457 or #4458; Model 145 with IBM Compatibility Feature #3950). In addition, this manual describes the 1401/1440/1460 programs to be executed on System/370 Models 135 through 168 under the control of OS/VS1 and OS/VS2, without the need for the compatibility feature (the functions of the compatibility feature are performed by simulator routines).

Also described in this manual are three programs that are distributed with the emulator - the tape preprocessor program, the tape postprocessor program, the disk formatting program. These programs handle compatibility between 1401/1440/1460 data formats and System/370 data formats for tape and disk.

The manual contains information for system planners and programmers on how to plan, generate, use, and modify the emulator; for programmers on how to process 1401/1440/1460 data and execute the emulator; and for operators on how to communicate with the emulator. All messages issued by the emulator and the data manipulation programs are included as an appendix.

Programmers and planners should be familiar with the IBM 1401/1440/1460 Data Processing Systems and with the appropriate OS control program  
Manual, 156 pages  
/////5744-AH1

## GC33-2019

1410/7010 OS/VS EMULATOR ON SYSTEM/370, REFERENCE - PROG. NO. 5744-AG1

This manual describes the IBM 1410/7010 Emulator program for the IBM System/370 Models 145/155/155-II/158, and provides the information needed to use the program. The emulator program runs as a problem program under the OS/VS1 and OS/VS2 control programs and executes programs written for the IBM 1410 and 7010 Data Processing Systems (the Model 155 with IBM Compatibility Feature #3950).

Also described in this manual are three programs that are distributed with the Emulator - the tape preprocessor program, the tape postprocessor program, and the disk formatting program. These programs handle compatibility between 1410/7010 data formats and System/370 data formats for tape and disk.

The manual contains information for system planners and programmers on how to plan, generate, use, and modify the emulator; for programmers on how to process 1410/7010 data and execute the emulator, and for operators on how to communicate with the emulator. All messages issued by the emulator and the data manipulation programs are included as an appendix.

Programmers and planners should be familiar with the IBM 1410/7010 Data Processing Systems and with the appropriate OS control program.  
Manual, 152 pages  
/////5744-AG1

## GC33-2020

DOS TO OS EMULATOR - REFERENCE PROGRAM NUMBER 360C-EU-738  
The DOS Emulator Program executes under OS/MFT and OS/MVT. It enables DOS programs to execute in an OS environment. The emulator may be multiprogrammed with other OS jobs, and it can run the multiprogramming options of DOS.

This publication provides information for programmers and operators to help them code and run DOS jobs with the emulator. Emulator operation, requirements, facilities and messages are described, and sample jobstreams are provided.

It is assumed that readers of this publication are familiar with DOS and OS/MFT or OS/MVT. Note: DOS to OS Emulator-Reference, GC26-3777 is now obsolete.

Manual  
3135,3145,3155,3158//35/DOS//

## GC33-2021

1401/1440/1460 OS/MFT AND OS/MVT EMULATOR ON SYSTEM/370 (360S-EU-735) REFERENCE

This manual describes the IBM 1401/1440/1460 Emulator Program for the IBM System/370 Models 135/145/155, and provides the information needed to use the program. The emulator program runs as a problem program under the OS/MFT and OS/MVT control programs and executes programs written for the IBM 1401, 1440, and 1460 Data Processing System (the Model 135 must be equipped with the IBM Compatibility Feature #4457; the Model 145 with IBM Compatibility Feature #4457 or #4458; the Model 155 with IBM Compatibility Feature #3950).

Also described in this manual are three programs that are distributed with the emulator - the tape preprocessor program, the tape postprocessor program, the and the disk formatting program. These programs handle compatibility between 1401/1440/1460 data formats and System/370 data formats for tape and disk.

The manual contains information for system planners and programmers on how to plan, generate, use, and modify the emulator; for programmers on how to process 1401/1440/1460 data and execute the emulator; and for operators on how to communicate with the emulator. All messages issued by the emulator; and for operators on how to communicate with the emulator. All messages issued by the emulator and the data manipulation programs are included as an appendix.

Programmers and planners should be familiar with the IBM 1401/1440/1460 Data Processing Systems and with the appropriate OS control program.  
Manual, 152 pages  
3135,3145,3155//35//1401,1440,1460/

## GC33-2022

1410/7010 OS/MFT AND OS/MVT EMULATOR ON SYSTEM/370 - REFERENCE, PROG. NO. 360C-EU-736

This manual describes the IBM 1410/7010 Emulator program for the IBM System/370 Models 145/155/155-II/158, and provides the information needed to use the program. The emulator program runs as a problem program under OS/MFT and OS/MVT control programs and executes programs written for the IBM 1410 and 7010 Data Processing Systems (the Model 145 must be equipped with IBM Compatibility Feature #4457 or #4458, the Model 155 with IBM Compatibility Feature #3950).

Also described in this manual are three programs that are distributed with the emulator - the tape preprocessor program, the tape postprocessor program, and the disk formatting program. These programs handle compatibility between 1410/7010 data formats and System/370 data formats for tape and disk.

The manual contains information for system planners and programmers on how to plan, generate, use, and modify the emulator, for programmers on how to process 1410/7010 data and execute the emulator, and for operators on how to communicate with the emulator. All messages issued by the emulator and the data manipulation programs are included as an appendix.

Programmers and planners should be familiar with the IBM 1410/7010 Data Processing Systems and with the appropriate OS control program.  
Manual, 152 pages  
3145,3155,3158//35/OS,OTSO,OASP,CALL/1410,7010/

## GC33-4010

OS/VS - DOS/VS - VM/370 ASSEMBLER LANGUAGE COMPONENT NOS. 5749-SC1-03, 5752-SC1-03, 5741-SC1-03, AND 5745-SC-ASM

Provides the information necessary for programmers responsible for designing and writing programs in either the OS/VS or DOS/VS assembler language, and for programmers running their assembler program under VM/370.

The assembler language is a symbolic programming language which allows the use of alphabetic and numeric characters to represent machine instructions and related data. Using symbolic language instead of the binary 1s and 0s required when coding in machine language makes coding easier to write, understand, and change. The assembler can process a program written in assembler language to produce output in machine language suitable for link editing and subsequent execution.

The book is divided into four parts:

- Part I. Coding and Structure
- Part II. Function and Coding of Machine Instructions
- Part III. Functions of Assembler Instructions
- Part IV. The Macro Facility

The first part describes the statements, character set,

terms, literals, and expressions that make up the assembler language, and give the rules and conventions for writing code. The second part describes the alignment, statement formats, mnemonic operations codes, and operand entries of machine instructions. The third part describes the assembler instructions used for program sectioning, addressing, symbol and data definition, and controlling the assembler. Finally, the fourth part gives an introduction to the macro facility for beginners, and then describes the macro definition, the macro instruction, and the conditional assembly language, a language that can alter the contents and sequence of the output produced by the assembler. Manual, 468 pages  
//21//5741, 5745, 5749, 5752

is Introduction to OS, VM/370: Introduction, and OS/VS DOS/VS - VM/370 Assembler Language. Manual, 168 pages  
//21//5741, 5749, 5752

GC33-4015

IBM SYSTEM/370 MODEL 155 SORT/MERGE TIMING ESTIMATES PLANNING GUIDE  
PROGRAM NUMBER 360S-SM-023  
This publication gives estimated execution times of the sort/merge program (360S-SM-023) on the IBM System/370 Model 155 Central Processing Unit. Times are shown for sorting applications using various main-storage sizes and record lengths. The assumptions made in calculating the timing estimates are described. Manual, 28 pages  
3155//33//

GC33-4017

IBM SYSTEM/360 DOS SORT MERGE DESIGN OBJECTIVES  
PROG. NO. 5743-SM1  
The Program Product Design Objectives (PPDO) describe the design objectives and provide the estimated availability date of the subject Program Product. Program Product Design Objectives, 2 pages  
360,370//33/DOS//

SC33-4018

DOS SORT/MERGE PROGRAMMER'S GUIDE - PROGRAM NUMBER 5743-SM1  
This manual enables a programmer to prepare input to perform a sort or merge using program product 5743-XM1, and to link to the program his own assembler-language routines to perform such tasks as summarizing, altering, inserting or deleting records. Specifically, it describes:

- o Program Organization
- o Environmental requirements
- o Label processing
- o Control statements
- o Program Modification
- o Linking to user routines
- o Efficiency considerations
- o Storage requirements
- o Program initiation
- o Compatibility/conversion aids

It also lists messages produced by the program, and describes the appropriate responses.

The user should have a good understanding of the Disk Operating System and its job control language. Manual, 134 pages  
////5743-SM1

GC33-4019

DOS SORT/MERGE SPECIFICATIONS - PROGRAM NUMBER 5743-SM1  
Summarizes the functions and hardware requirements of the program, lists reference material, and outlines compatibility/conversion features. Specifications, 2 pages  
360,370//33/DOS//

GC33-4020

IBM SYSTEM/360 DISK OPERATING SYSTEM SORT/MERGE GENERAL INFORMATION, PROGRAM NUMBER 5743-SM1  
This publication provides general information about the IBM System/360 Disk Operating System Sort/Merge Program Product. It describes:

- o Program Organization
- o Control Statement Formats
- o User Exit Facilities
- o Label Handling Requirements
- o Program Performance Characteristics

Program Product Manual, 20 pages  
////5743-SM1

GC33-4021

OS/VS - VM/370 ASSEMBLER PROGRAMMER'S GUIDE  
COMPONENT NO. 5749-SCI-03  
This manual complements OS/VS - DOS/VS - VM/370 Assembler Language, Order No. GC33-4010. It is intended for the programmer writing assembler language programs to be run under OS/VS and/or VM/370. The manual contains the following major sections:

- o Job control statements to run the assembler
- o Including macro definitions in a library
- o Interpreting the assembler listing
- o Programming considerations
- o Assembler language programming under CMS

Other topics, covered in appendices, are assembler data set requirements, the object module produced by the assembler, invoking the assembler dynamically, and the assembler error messages. Prerequisite reading

SC33-4023

DOS SORT/MERGE INSTALLATION REFERENCE MANUAL  
PROGRAM NUMBER 5743-SM1  
This manual provides the information necessary to install and test program number 5743-SM1:

- a) Hardware requirements
- b) Installation procedures, including a list of the relocatable modules and an explanation of the use of the calling books
- c) Sample problems: how to use them, and what they do.

The user should have a good understanding of the Disk Operating System and of DOS and TOS assembler language. Manual, 52 pages  
////5734-SM1

GC33-4024

GUIDE TO THE DOS/VS ASSEMBLER - COMPONENT NUMBER 5745-SC-ASM  
This reference manual enables a user (defined below) to maintain the macro and copy libraries. It explains in detail how the de-editor program (ESERV) works and how it can be used to de-edit and update macros simultaneously. Other sections explain the use of Job Control Language (JCL) statements associated with DOS/VS, how to interpret DOS/VS listings, object deck output, and data files. All assembler and de-editor diagnostic messages are listed and explained. Typical users of this manual are programmers responsible for JCL and the maintenance of the DOS/VS system data files; and FEs and CEs or system programmers who want information on maintaining files and using the ESERV program. The level of knowledge required for efficient use of this manual is an understanding of DOS/VS assembler language as described in OS/VS and DOS/VS Assembler Language, Order No. GC33-4010. Manual, 124 pages  
//21//5745

GC33-4025

DOS/VS SORT/MERGE SPECIFICATIONS - PROGRAM NUMBER 5746-SM1  
Describes briefly the functions and capabilities of the DOS/VS Sort/Merge Program Product (Program Number 5746-SM1). It lists the programming systems under which the program runs its system requirements, its new features, its programming service classification, the reference material, and its compatibility with other sort/merge programs. Information Sheet, 2 pages  
////5746-SM1

SC33-4026

DOS/VS SORT/MERGE INSTALLATION REFERENCE MANUAL  
PROG. PROD. 5746-SM1  
For use by programmers familiar with DOS/VS. Provides DOS/VS information necessary to install Sort/Merge and run sample programs. Manual, 48 pages  
////5746-SM1

GC33-4027

DOS/VS SORT/MERGE DESIGN OBJECTIVES - PROGRAM PRODUCT 5746-SM1  
The Program Product Design Objectives (PPDO) describe the design objectives and provide the estimated availability date of the subject Program Product. Flyer, 1 page  
////5746-SM1

SC33-4028

DOS/VS SORT/MERGE PROGRAMMER'S GUIDE - PROGRAM PRODUCT 5746-SM1  
This manual is for programmers familiar with DOS/VS. It provides them with descriptions of sort/merge control statements and DOS/VS Job Control statements sufficient to allow them to prepare a Sort/Merge application. It also describes other options of sort/merge programs. Manual, 188 pages  
////5746-SM1

SC33-4029

OS TSO ASSEMBLER PROMPTER INSTALLATION REFERENCE MANUAL  
PROGRAM NUMBER 5734-CP2  
This publication contains information about the installation and operation of the TSO Assembler Prompter. It is intended for personnel responsible for installing and maintaining the prompter. The TSO Assembler Prompter is a program product which provides TSO users with a convenient method of invoking the assembler. It operates only in the TSO foreground and consists of a TSO command processor which constructs the parameter list for the appropriate assembler (OS/MVT or OS/VS), invokes the assembler in the system, and passes the necessary data to it. The main part of this publication is divided into three sections:  
Storage Requirements  
Installation Procedure  
System Information

## Prerequisite Publications

Readers are assumed to be familiar with the information in these publications:

OS/MVT: Utilities, Order No. GC28-6586  
JCL Reference, Order No. GC28-6704

OS/VS: Utilities, Order No. GC35-0005  
JCL Reference, Order No. GC28-0618

## Related Publication:

OS TSO Assembler Prompter User's Guide, Order No. SC26-3740  
Manual, 24 pages  
/////5734-CP2

3C33-4030

DOS/VS SORT/MERGE GENERAL INFORMATION - PROGRAM NUMBER 5746-SM1

This manual gives general information for use in planning the installation and use of the Program Product DOS/VS Sort/Merge.  
Manual, 32 pages  
/////5746-SM1

GC33-4031

OS/VS SORT/MERGE PROGRAM PRODUCT 5740-SM1 DESIGN OBJECTIVES

This document gives the design objectives for the OS/VS Sort/Merge program, which is upward compatible with the OS Sort/Merge program 5734-XM1 except that the minimum main storage requirement is increased to 32K (higher if VSM data sets are to be used) and that the 2301 and 2311 device cannot be used. OS/VS Sort/Merge has new features and functions, and is designed to operate efficiently in the VS environment. It incorporates an entirely new, high-performance sorting technique, and is alone in supporting the 3330/3333 Model II and 3340 direct access devices.  
Design Objectives, 2 pages  
/////5740-SM1

GC33-4032

OS/VS SORT/MERGE: PROG. PROD. 5740-SM1 SPECIFICATIONS

Provides a specification to the characteristics and program service classification of the Program Product OS/VS Sort/Merge.  
Flyer, 2 pages  
/////5740-SM1

GC33-4033

OS/VS SORT/MERGE GENERAL INFORMATION - PROGRAM PRODUCT 5740-SM1

Gives general information for use in planning the installation and use of the Program Product OS/VS Sort/Merge.  
Manual, 44 pages  
/////5740-SM1

SC33-4034

OS/VS SORT/MERGE INSTALLATION REFERENCE MANUAL - PROG. PROD. 5740-SM1

Describes how to generate the OS/VS Sort/Merge Program Product and include in it the current operating system. Includes generation messages and storage requirements.  
Manual, 40 pages  
/////5740-SM1

SC33-4035

OS/VS SORT/MERGE PROGRAMMER'S GUIDE PROGRAM PRODUCT 5740-SM1

Supplies the information needed to use the installed program, including how to prepare control statements, how to calculate storage requirements, and how to use the program exits. Gives examples of control statements and of routines at program exits.  
Manual, 176 pages  
/////5740-SM1

GC33-5004

SYSTEM/360 DOS PLANNING GUIDE FOR PROGRAMMING THE 3330 DIRECT ACCESS STORAGE FACILITY

This publication is a planning guide for programmers, programming managers, and systems analysts who are intending to use an IBM System/370 configuration with the IBM 3330 Direct Access Storage Facility under the Disk Operating System.

The information in this document is divided into the following three sections:

- o An introduction that explains the functions of the IBM 3330 DASF supported by the Disk Operating System
- o A section explaining the changes to DOS IOCS to support the 3330 DASF
- o A section describing the changes required to other programming components

This publication explains only the changes to current DOS IOCS, which is described in full in IBM System/360 Disk Operating System, Supervisor and Input/Output Macros (GC24-5037).  
Planning Guide, 8 pages

360,370//30/DOS/3330/

GC33-5007

SYSTEM/370 DISK OPERATING SYSTEM VERSION 4 - MANUAL

This manual, DOS Version 4, contains information required by installation managers, systems programmers, applications programmers, and operators who work with DOS Version 4 on an IBM System/370 Model 135, 145, or 155. The manual contains update information to the existing DOS library. The manuals that are updated are:

DOS System Control and Service, GC24-5036  
DOS Data Management Concepts, GC24-3065  
DOS Supervisor and I/O Macros, GC24-5037  
DOS Operating Guide, GC24-5022  
DOS and TOS Utility Programs, GC24-3465  
DOS and TOS Assembler Language, GC24-3414  
System Reference Manual, 155 pages  
370//20/DOS//

GC33-5008

DOS VERSION 4 SYSTEM GENERATION

This reference publication describes the planning and the procedures necessary to generate and to maintain an installation-tailored IBM Disk Operating System (DOS) that provides support for IBM-supplied DOS programs you desire, as well as for your own programs. The major topics discussed are:

- o Planning the installation-tailored DOS supervisor
- o Planning the installation-tailored DOS operational pack(s)
- o Procedures for generating and for maintaining the DOS system
- o Sample problems for testing the IBM-supplied DOS programs

The information in this publication is of particular interest to anyone responsible for the planning and/or implementation of system generation and maintenance for DOS. This includes installation managers, system analysts, programmers, and machine operators.  
System Library Manual, 428 pages  
370//34/DOS//

GC33-5009

DOS VERSION 4 MESSAGES, PROG. NO. 370N-CL-453

This reference publication provides quick access information for operators and programmers who encounter DOS messages and use DOS commands and job control language.

This publication does not include:

- o Any message issued by IBM Program Products.
- o Any language message issued during compilation or assembly.
- o RPG messages.
- o OLTEP messages.
- o Emulator messages.

For detailed DOS operating information, see the companion publication, DOS Operating Guide, GC24-5022. For a list of associated publications, refer to the IBM System/360 and System/370 Bibliography, GA22-6822.  
Manual, 360 pages  
370//40/DOS//

GC33-5370

INTRODUCTION TO DOS/VS - MANUAL

This manual is a general summary of the IBM Disk Operating System/Virtual Storage (DOS/VS). Its purpose is to provide new users of DOS with a basic introduction to the system. For users familiar with DOS, it also gives a summary of the features and functions new in DOS/VS.

Some of the topics are, functions and facilities, new features, and configurations. An overview of the DOS/VS system control programs (SCP's) and brief descriptions of some of the program products that can be used with the system.

Manual  
//20//5745

GC33-5371

DOS/VS SYSTEM MANAGEMENT GUIDE

This manual is a guide to the IBM Disk Operating System/Virtual Storage (DOS/VS). The system in its entirety is discussed on a conceptual and functional level. System management refers not only to the way DOS/VS is organized, but also to the way the user can efficiently manage the system facilities at his disposal. This manual, therefore, does more than describe the functions and interaction of the system control and system service programs that constitute DOS/VS. It also describes how the systems planner, systems programmer, applications programmer, or operator can use DOS/VS to your best advantage.

Manual, 240 pages  
//34//5745

GC33-5372

DOS/VS DATA MANAGEMENT GUIDE

Provides conceptual and functional information about the data management facilities offered by DOS/VS. These facilities concern primary items such as record design, file organization, and file processing, as well as secondary items like file labeling, data security, data integrity, and symbolic device names.

The intended audience is a systems designer who has to decide on a certain type of file organization and a method of file maintenance for a given application, and an application programmer who needs general background information about the access methods he will use in his programs. Prerequisite publication: Introduction to DOS/VS, GC33-5370.  
Manual, 300 pages  
//30///5745

## GC33-5373

DOS/VS SUPERVISOR AND I/O MACROS SRL MANUAL  
This publication is for the programmer planning to use the DOS/VS Input/Output Control System macro instructions and supervisor macro instructions. These macro instructions can be combined with problem programs to produce generalized or specific file processing programs. The major subjects describe the macro types and their usage, label processing; the IOCS macros for the various access methods (SAM, DAM, ISAM, and VSAM); physical IOCS, supervisor, multitasking, program linkage, and other miscellaneous macros.  
Manual, 420 pages  
//30///5745

## GC33-5374

DOS/VS TAPE LABELS MANUAL  
The types of labels that may be written on magnetic tape by DOS/VS are defined and described in this reference manual. The processing performed by the system, and the specifications that the user must supply to the system, are discussed. The processing of standard, user-standard, and nonstandard labels, are unlabelled files, is explained, primarily in regard to the functions performed for volume, header, and trailer labels when the user gives specifications directly to IOCS through DTF entries. Illustrations of volume layouts depict the various arrangements of labels and data records that can be handled by the four programming systems. Flowcharts show the sequence of events that occur when files with standard, nonstandard, or no labels are opened and closed. For a thorough understanding of this manual, the reader should have a basic knowledge of the Input/Output Control System (IOCS). The manual that provide this information are: DOS/VS Data Management Guide, GC33-5372, and DOS/VS Supervisor and I/O Macros, GC33-5373.  
Manual, 96 pages  
//30///5745

## GC33-5375

DOS/VS DASD LABELS RELEASE 29  
This manual is intended as a guide for programmers planning to use the DOS/VS Input/Output Control System macro instructions for standard label processing and subroutines for user standard label processing on DASD or Diskette. A glossary and flowcharts are included. For label processing under a high-level programming language or by sort/merge programs, the reader is also referred to the appropriate language reference manuals and sort/merge manuals.  
Manual, 192 pages  
//30///5745

## GC33-5376

DOS/VS SYSTEM CONTROL STATEMENTS  
This reference publication describes the IBM Disk Operating System/Virtual Storage (DOS/VS). DOS/VS is a set of control and processing programs for IBM System/370. Detailed information is given on the following topics:  
System Control Programs  
Initial Program Loader (IPL)  
Job Control  
POWER (Priority Output Writers, Execution Processors and Input Readers)  
  
System Service Programs  
Linkage Editor  
Librarian  
  
Special Service Program  
System Buffer Load

Prerequisite for understanding this publication is a basic knowledge of System/370 machine concepts.

For titles and abstracts of associated publications, see the IBM System/360 and System/370 Bibliography, GA22-6822, and the IBM System/370 Advanced Function Bibliography, GC20-1763.  
Manual, 214 pages  
//36///5745

## GC33-5377

DOS/VS SYSTEM GENERATION REFERENCE MANUAL  
Describes the procedures necessary to generate and to maintain an installation-tailored IBM Disk Operating System/Virtual Storage (DOS/VS) that provides support for IBM-supplied programs you desire, as well as for your own programs. The major topics discussed are:  
o Procedures for generating and for maintaining DOS/VS  
o Installation Verification Procedure for testing the IBM-supplied DOS/VS programs  
o Generating a version of POWER

The storage requirements for the supervisor and the operational pack(s) are found in their respective sections of this publication. Prerequisites for a thorough understanding and for the effective use of this publication are:

DOS/VS System Management Guide, GC33-5371  
DOS/VS System Control Statements, GC33-5376  
DOS/VS Supervisor & I/O Macros, GC33-5373  
DOS/VS Operating Procedures, GC33-5378  
DOS/VS Messages, GC33-5379

Manual, 390 pages  
//34///5745

## GC33-5378

OPERATOR'S LIBRARY DOS/VS OPERATING PROCEDURES  
This manual contains the information required by system operators to run jobs under DOS/VS. It is intended primarily for system operators who have acquired a basic knowledge of data processing and computer equipment. The introduction of the manual familiarizes the operator with the major concepts and components of DOS/VS and provides the basis that is required to understand the subsequent sections of the manual. The section "Procedures" tells the operator how to run jobs under control of DOS/VS; the procedures are illustrated by examples. The section "Reference Information" contains details of all operator commands, job control statements, POWER and POWER RJE commands. A glossary defines a number of terms frequently used in a DOS/VS system operator's environment.  
Manual, 274 pages  
//40///5745

## GC33-5379

SYSTEMS DOS/VS MESSAGES  
This publication lists and interprets the messages which DOS/VS issues to the operator and to the programmer. It enables both to decide on the action they have to take in reply to the message received. Each message is preceded by an identifying number so that it can easily be found in the book. This method of listing also ensures that messages issued by the same program are grouped together. Not included are:  
o Any language messages, except assembler messages that cause job termination.  
o System/370 Emulator messages  
o OLTEP messages  
o Subsystem Support Services messages.  
These messages can be removed from the application publications and inserted in this manual, if required. A tab is provided for these messages.  
Manual, 540 pages  
//40///5745

## GC33-5380

DOS/VS SERVICEABILITY AIDS AND DEBUGGING PROCEDURES  
This manual provides a detailed guide, including diagrams and examples, for operators and programmers who are involved in determining and isolating the cause of system malfunctions. It shows them when and how to use the IBM-supplied serviceability aids, which are programs designed to collect all relevant information about malfunctions. It contains procedures in the form of flowcharts and checklists for program debugging. It also provides a general description of the DOS/VS supervisor/problem program interface tables, information blocks, and save areas. It shows how to locate these items in a dump, and how to analyze the data during offline debugging. Operators using this manual must be familiar with:  
DO/VS Operating Procedures, GC33-5378, and  
DOS/VS Messages, GC33-5379.  
  
Programmers using this manual for debugging must be familiar with:  
IBM System/370 Principles of Operation, GA22-7000, and  
DOS/VS System Management Guide, GC33-5371.  
Manual, 512 pages  
//37///5745

## GC33-5381

DOS/VS SYSTEM UTILITIES - COMPONENT NUMBER 5745-SC-UTL  
This reference publication describes to programmers the use of the IBM DOS/VS System Utilities. The programs described are:  
o Assign Alternate Track Data Cell  
o Assign Alternate Track Disk  
o Clear Data Cell  
o Clear Disk  
o Copy and Restore Disk or Data Cell  
o Fast Copy Disk Volume  
o Initialize Data Cell  
o Initialize Disk  
o Initialize Tape  
o VTOC Display  
o Print Hardcopy File (PRINTLOG)  
o Deblock  
  
For titles and abstracts of other related publications, see the IBM System/360 and System/370 Bibliography, GA22-6822, and the IBM System/370 Advanced Function Bibliography, GC20-1763.  
Manual, 218 pages

//32//5745

3C33-5382

DOS/VS ACCESS METHOD SERVICES USER'S GUIDE  
This publication describes the use of Access Method Services commands, a group of utility functions vital to VSAM, a new access method. For complete VSAM information consult the DOS/VS Data Management Guide.

Readers of this publication are presumed to have a background in programming. Application programmers and system programmers are the two audiences addressed.  
Manual, 137 pages  
//30//5745

GC33-5383

DOS/VS OLTEP - COMPONENT NUMBER 5745-SC-OLT

This reference publication describes the Disk Operating System (DOS) Online Test Executive Program (OLTEP) that controls online testing of I/O units under the DOS/VS supervisor. It explains the functions of the program and gives procedures for running the test programs which are obtained from the IBM Customer Engineer.

Supplementary information is contained in the following publications:

DOS/VS Operating Procedures, GC33-5378  
DOS/VS System Generation, GC33-5377  
DOS/VS Tape Labels, GC33-5374  
DOS/VS DASD Labels, GC33-5375  
DOS/VS Messages, GC33-5379

Manual, 56 pages  
//37//5745

GC33-5384

1401/1440/1460 DOS/VS EMULATOR ON SYSTEM/370 REFERENCE MANUAL - COMPONENT NUMBER 5745-SC-EMI

This publication describes the IBM 1401/1440/1460 Emulator Program for the IBM System/370, Models 115, 125, 135, 145, 155-II, and 158. The emulator program is executed as a problem program under control of the disk operating System Virtual Storage (DOS/VS) on an IBM System/370 equipped with the appropriate compatibility feature. Using the program and the compatibility feature, the System/370 can execute programs written for the IBM 1401, 1440 and 1460 Data Processing Systems.

The information in this publication is intended for installation personnel, programmers and operators.  
Manual, 160 pages  
//35//1401,1440,1460/5745

GC33-5385

1410/7010 DOS/VS EMULATOR ON SYSTEM/370 REFERENCE MANUAL PROGRAM NUMBER 5745-SC-EMI

This publication describes the IBM 1410/7010 Emulator Program for the IBM System/370. The emulator program is executed as a problem program under control of the Disk Operating System/Virtual Storage on an IBM System/370 equipped with the appropriate compatibility feature. Using the program and the compatibility feature, the System/370 can execute programs written for the IBM 1410 and 7010 Data Processing Systems.

The information in this publication is intended for installation personnel, programmers and operators.  
Manual, 128 pages  
//35//1410,7010/5745

GC33-5388

MODEL 20 DOS/VS EMULATOR ON SYSTEM/370, REFERENCE-COMPONENT NO. 5745-E20

This publication describes the program that emulates the System/360 Model 20 on the System/370 Model 125 or 135 using DOS/VS. It provides information for evaluating and implementing the System/370 Model 125 and 135, and for preparing and oversteering programs executed using the model.  
Manual, 104 pages  
//35//2020/5745

GC33-5400

DOS/VS PROGRAMMING GUIDE FOR IBM 3340 DASD, ROTATIONAL POSITION SENSING (RPS) AND BLOCK MULTIPLEX CHANNEL SUPPORT

This publication is a planning guide for programmers, programming managers, and systems analysts who intend to use a System/370 configuration with IBM 3340 Direct Access Storage Devices (DASD) under DOS/VS.

In addition, this publication provides information on Rotational Position Sensing (RPS) and the Block Multiplex Channel support.

The main part of this publication consists of planning information for the 3340 DASD. The RPS information is integrated in the description of the 3340 and identified by the letters RPS in the margin. The Block Multiplex Channel support is described in a separate section at the end of this manual.

For the 3340, this publication only points out those places where programming support for existing DASD (2311, 2314, 3330, 3333) has been changed to support the 3340. Basic information needed to plan for programming the 3340 is contained in "DOS/VS Supervisor and I/O Macros".  
Manual, 22 pages  
//30//3340/5745

GC34-0006

SYSTEM/7 LINKAGE EDITORS PROG. NOS. 360A-TX-015,025, 5744-ACL, 5747-ACL, AND 5707-AFI

This manual provides you, the IBM System/7 user, with the information necessary to use the MSP/7 Host Program Preparation Facilities II linkage editor (LINK/7). LINK/7 aids in preparing System/7 modular application programs using an IBM System/360 or System/370 host system operating under control of either System/360 Operating System or Disk Operating System (DOS).

LINK/7 aids in the preparation of System/7 programs by combining modules, resolving external references, relocating programs, adding subroutines, preparing overlay modules and maintaining a load module library.

The reader is assumed to be a user (programmer or system analyst) who has a working knowledge of the System/7 assembler (ASM/7) and FORMAT/7.

Prerequisite reading for this publication is: IBM System/7 Summary GA34-0002, System/7 Macro Assemblers GC34-0018.

Prerequisite Publications:  
IBM System/7 Modular System Programs (MSP/7) Host Program Preparation Facilities II on System/360 or System/370:  
Introduction, GC34-0007  
IBM System/7 Macro Assemblers, GC34-0018  
Introducing the Enhanced MSP/7: Executive Briefing, Manual, 84 pages  
7/31//

GC34-0056

DISTRIBUTED INTELLIGENCE SYSTEM: GENERAL INFORMATION MANUAL 5744-BK1

Introductory in nature, this manual serves two purposes. First, it explains a Distributed Intelligence System, in manufacturing terms, to production-line managers and industrial executives. Second, it explains the System, in software terms, to programmers and system designers.

A Distributed Intelligence System united all the information-gathering resources of a production-line into one network, with a System/370 as its central computer.  
Manual, 20 pages  
////5744-BK1

GC34-0057

DISTRIBUTED INTELLIGENCE SYSTEM PROGRAM REFERENCE GUIDE - PROG. PROD. 5744-BK1

Describes the Distributed Intelligence System. It tells how to include the code for Distributed Intelligence System functions in System/7 or System/370 programs, for user application programmers, and IBM System Engineers.

The manual includes both introductory and reference information on the macros and high-level call statements that are used to transmit information between the System/7 and the System/370.

Prerequisite Publications:  
Distributed Intelligence System General Information Manual, GC34-0056  
Distributed Intelligence System: Operations Manual, GC34-0058.  
Distributed Intelligence System: Operations Manual, GC34-0058.  
Manual, 164 pages  
////5744-BK1

GC34-0058

DISTRIBUTED INTELLIGENCE SYSTEM OPERATIONS MANUAL PROG. NO. 5744-BK1

Contains the information and instructions necessary to install and operate the Distributed Intelligence System on System/370 and System/7. This information is required by people responsible for the following functions in Distributed Intelligence System installations:

- o Designing and performing an OS/VS1 SYSGEN
- o Installing a Distributed Intelligence System on a System/370 operating under OS/VS1
- o Coding Distributed Intelligence System nucleus for a System/7
- o Executing and controlling a Distributed Intelligence System from the System/370 operator console
- o Using Customer Information Control System (CICS) with the Distributed Intelligence System
- o Using Information Management System (IMS) with the Distributed Intelligence System
- o Using Distributed Intelligence System tools in program debugging

The Distributed Intelligence System is a system control program that operates under OS/VS1, resides in its own partition in a System/370, and logically connects that System/370 to one or more System/7s. Once installed, the Distributed Intelligence System enables all processors in the network to function as if they were a single processor.

Prerequisite publications:  
Distributed Intelligence System: Program Reference Guide, GC34-0057. OS/VS1 System Generation Reference, GC26-3791. MSP/7 Installation and Nucleus Generation Guide, GC34-0031.  
Manual, 126 pages  
////5744-BK1

GC35-0004

OS/VS SYSTEM MANAGEMENT FACILITIES (SMF)

This publication provides installation managers, system programmers, and operators with the information required to

plan for, install, and use SMF (System Management Facilities).

SMF is an optional feature of the IBM System/370 OS/VS that can be selected at system generation.

SMF collects system, job-management, and data-management information and links to user-written routines that can monitor the operation of jobs or job steps.

This publication introduces basic SMF concepts; describes SMF record formats, control program exits, and data-management requirements; tells how to plan, write, and test user-written exit routines; tells how to incorporate SMF into the operating system; and describes IPL and data management procedures.

Manual, 80 pages  
//34//5741,5752

GC35-0005

OS/VS UTILITIES

This publication discusses the capabilities of the OS/VS utility programs and the control statements used with each program. These programs are used by programmers responsible for organizing and maintaining operating system data.

Manual, 320 pages  
//32//5741,5752

GC35-0010

OS/VS2 USING OS CATALOG MANAGEMENT WITH THE MASTER CATALOG: CVOL PROCESSOR

This publication is intended for the systems programmer installing OS/VS2 Release 2. The CVOL Processor is supplied to lessen your installation considerations when using OS/VS2 Release 2.

This book describes (1) the purpose and functions supported by the CVOL Processor, (2) how to use the CVOL Processor, and (3) restrictions and limitations of the CVOL processor.

Manual, 16 pages  
//30//5752

GC35-0011

OS/VS MASS STORAGE SYSTEM (MSS) PLANNING GUIDE

This manual is for data processing managers, system programmers, and application programmers. It contains general information concerning the physical characteristics of the IBM 3850 Mass Storage System and describes in general the programming support provided by OS/VS2.

The prerequisite Publication is:  
Introduction to the IBM 3850 Mass Storage System (MSS), 3A32-0028.

Manual, 79 pages  
//30//3850,3851/5741,5752

GC35-0013

OS/VS MASS STORAGE CONTROL TABLE CREATE

This book describes the use of the Mass Storage Control Table Create Program and its commands. Readers of the book must have a background in programming. Those persons responsible for configuring the Mass Storage System and System Programmers are the Audiences addressed.

The Prerequisite Publication is:  
IBM 3850 Mass Storage System (MSS) Installation Guide  
Manual, 104 pages  
//30//3850,3851/5741,5752

GC38-0005

OPERATOR'S LIBRARY: SYSTEM/370 MODEL 135 PROCEDURES

This manual provides operating and reference information for operators of the IBM System/370 Model 135 Data Processing System. The reader is assumed to have a working knowledge of "Introduction to IBM Data Processing Systems," GC20-1684, and some previous data processing equipment. This manual describes how to operate the following system hardware and compatibility feature:

- IBM 3135 Processing Unit -- the system CPU
- IBM 3046 Power Unit -- the major source of electrical power for the CPU
- IBM 3210 and 3215 Console Printer-Keyboard
- Input/output devices that are attached to the CPU integrated adapters.
- 2314/4430 Compatibility feature -- IPL procedure, direct access storage devices data volume conversion, and feature description.

For operating information on related software and I/O devices, see IBM System/360 and System/370 Bibliography," GA22-6822.

Manual, 108 pages  
3135//01//

GC38-0015

IBM SYSTEM/370 MODEL 145 OPERATING PROCEDURES

This System Library Manual contains information necessary to operate the following units of the IBM System/370 Model 145:

- IBM 3145 Processing Unit
- IBM 3210 Console Printer-Keyboards
- IBM 3215 Console Printer-Keyboards
- IBM 3047 Power Unit

The reader is assumed to have basic computer knowledge and experience, or computer operating experience on a similar system or other related data processing equipment. The information in this manual is written for all levels of operator experience for training as well as system

operation. This manual has five major sections:

- o System Control Panel Indicators, Switches, and Keys - Describes the purpose of individual indicators, switches, and keys. It does not describe the applications of these facilities within operating procedures. Service-personnel usage is not included.
- o Console File - Contains location, handling, flexible disk insertion and removal information, and the necessary cautions associated with flexible disks.
- o Console Printer-Keyboards - Contains initial setup and operator adjustments, 3210 print element cleaning procedures, associated manual PR-KB operations, and a description of indicators and controls.
- o Operating Procedures - Describes in detail procedures necessary for system operation. Initialization and error recovery procedures are included. Operating procedures for System Error Record Editing Program (SEREP) and System Test 370 (ST370) are also in this section.
- o Handling Abnormal Situations - Includes text and flowcharts used in analyzing the four major types of abnormal situations encountered:
  1. Cannot power system on
  2. Cannot start any job
  3. Cannot continuously run any job
  4. Cannot power system off

Manual, 96 pages  
3145//01//

GC38-0025

IBM SYSTEM/370 MODEL 158 OPERATING PROCEDURES

This manual introduces the operator to the Model 158 display console. Subjects describes from an operational level include:

- o Control Panel
- o Console Display
- o Keyboard
- o Console Files
- o Console Printer

This publication should be used in conjunction with Operator's Library: OS/VS2 Consoles, GC38-0260, and Operator's Library: OS/VS2 Reference, GC38-0210. A knowledge of IBM System/360 Operating System: Operating Procedures, GC28-6692 is considered a prerequisite.  
Manual, 52 pages  
3158//01//

GC38-0030

SYSTEM/370 MODEL 168 OPERATING PROCEDURES

This publication describes the basic procedures performed by the Model 168 operator at the system console. These procedures, in conjunction with corresponding procedures provided in the appropriate operating system reference and console manuals, enables the operator to power the machine system, load and execute control and problem programs, and to receive and issue messages to communicate with the system.

The anticipated reader is the Model 168 operator who receives the program job, enters it into the production records, enters the program into the system, and returns the completed job to the problem programmers. The reader is assumed to have at least a basic understanding of computers and some preliminary experience in operating a similar system.

Manual, 70 pages  
3168//01//

GC38-0110

OPERATOR'S LIBRARY: OS/VS1 REFERENCE

Documents VS1 system operator and RES (remote entry services) commands for the system operator and the operator at the central computer of a RES system. Some sections are of interest to operators at secondary consoles such as those in the tape or disk pool.

Documents only operator-initiated commands. Parameters to be issued in response to messages are documented in the System Messages Manual.

Manual, 150 pages  
//40//5741

GC38-0120

OPERATOR'S LIBRARY: OS/VS CONSOLE CONFIGURATIONS

This introductory and procedural operator publication describes OS/VS support for:

- o the single console configuration
- o the multiple console configuration

This publication is part of the Operator's Library and is intended for use with:

- o Operator's Library: OS/VS1 Reference, GC38-0110
- o Operator's Library: OS/VS2 Reference, GC38-0210
- o Operator's Library: OS/VS1 Display Consoles (if applicable), GC38-0255
- o Operator's Library: OS/VS2 Display Consoles (if applicable), GC38-0360

OS/VS2 Planning and Use Guide, GC28-0600  
Operator instructions for a particular console are contained in the applicable Operating Procedures manual. You should be familiar with OS and System/370 before using this publication.

Manual, 28 pages  
//40//5741,5752

GC38-0210

OPERATOR'S LIBRARY: OS/VS2 REFERENCE

This publication provides the basic system information for a system console operator to run a System/370 machine under OS/VS2 with JES2. A knowledge of the information included in the IBM Basic Operator Training Course is assumed.

The following topics are discussed in this publication: a general overview of OS/VS2 with JES2; the commands and procedures for starting, stopping, and restarting the system; and discussions on system input, system output, allocating devices, and recording system information. The commands and procedures for controlling jobs and the overall system are also discussed in this book.  
Manual, 76 pages  
//40//5752

GC38-0220

OPERATOR'S LIBRARY: OS/VS2 TSO

This publication provides the basic system information necessary for a console operator to run TSO under OS/VS2. A knowledge of the information included in the IBM Basic Operator Training Course is assumed.

This publication includes the commands and procedures necessary to: start TSO, modify TSO parameters, communicate with terminal users, cancel a terminal session, control the background reader, and stop TSO.  
Manual, 32 pages  
//39//5742

GC38-0225

OPERATORS LIBRARY: OS/VS2 REMOTE TERMINALS

This guide is for operators and users of JES2 remote workstations who enter one or more jobs to be sent, using JES2, to a central computer for processing.

This book describes input/output queues and how the workstation user can control them. The workstation commands available to the user are described according to their function. The parameters used for various forms of the commands are explained.

For each type of workstation (1130, S/360, S/360 Model 20, 2922, S/3, 3780, 2780, 2770) there is a separate chapter that describes its operation. This part of the book can be tailored to each installation's requirements by removing sections that do not apply.  
Manual, 120 pages  
//TP/38//5752

GC38-0255

OPERATOR'S LIBRARY: OS/VS1 DISPLAY CONSOLES

Tells system operators how to use cathode ray tube (CRT) display devices as operator consoles to run a VS1 operating system. The display devices supported are:

- o 2250 Display Unit
- o 2260 Display Station

The book summarizes the basic procedures for operating a system through display consoles and includes detailed instructions for each device telling:

- o How to start the system
- o How to enter commands
- o How to delete messages
- o How to control the screen
- o How to use the CONTROL command

The book must be used in conjunction with Operator's Library: OS/VS1 Reference, GC28-1001.  
Manual, 80 pages  
//40//2250,2260/5741

GC38-0260

OPERATOR'S LIBRARY: OS/VS2 DISPLAY CONSOLES

This publication tells system operators how to use cathode ray tube (CRT) display devices as operator's consoles to run the VS2 configuration of the operating system.

After summarizing how to use display devices as operator's consoles, the manual describes in detail the operating techniques for each of the devices supported by VS2. Instructions are given for each device telling how to: start the system, enter commands, delete messages and control the screen using the CONTROL command.

This book must be used in conjunction with Operator's Library: OS/VS2 Reference, GC38-0210, which describes overall VS2 operating procedures.  
Operators Guide, 156 Pages  
//40//2250,2260/5752

GC38-0305

OPERATOR'S LIBRARY: OS/VS TCAM - PROGRAM NUMBER 5741-SC1-21

Operating commands for Telecommunications Access Method (TCAM) for the Operating System/Virtual Storage (OS/VS) are described for system operators. The commands are grouped by function for easier use. A alphabetical list of keywords from the operands, with definitions of the commands, is included.  
Manual, 28 pages  
//TP/30//5741

GC38-0330

OPERATOR'S LIBRARY OS/VS1 RES - PROGRAM NUMBER 5741-SC1-BB

This book is required by the operator of a central computer that is using RES (Remote Entry Services) under VS1. It explains what functions the central operator can perform under RES. The book describes how the central operator uses the automated IPL option and how he starts and stops RTAM,

the access method used by RES. Included in the book are the commands available to the central operator; these RES commands provide the means for performing such functions as displaying RES information, changing line status, controlling job processing, and sending messages to workstation users.

This book is part of the Operator's Library and need be included in the library only when RES is used. It is assumed that the library contains the publication Operator's Library: OS/VS1 Reference, Order No. GC38-0110.  
Manual, 48 pages  
//38//5741

GC38-0335

OPERATOR'S LIBRARY: OS/VS1 CRJE

This publication contains information pertinent to the central computer operator for starting, stopping, and running Conversational Remote Job Entry (CRJE) under OS/VS1. It should be used in conjunction with Operator's Library: OS/VS1 Reference, GC38-0110.

All the messages received by the operator as a result of CRJE commands are documented in OS/VS Message Library: VS1 System Messages, GC38-1001.  
Manual  
//38//5741

GC38-1001

OS/VS MESSAGE LIBRARY: VS1 SYSTEM MESSAGES

This manual is the basic manual of the message library for OS/VS1 systems. It contains messages for most system control program functions, including scheduler, supervisor, data management, system generation, and checkpoint/restart.

VS1 System Messages, when used with other appropriately chosen message library publications, enables effective use of VS1 messages. For messages documented, it contains pertinent data about:

- o an expanded explanation of the message text,
- o the resulting action of the system,
- o the response required of the operator and/or programmer,
- o and how to obtain the information necessary for problem determination.

It is written for operators, programmers, system support personnel - anyone who responds to system messages.  
Manual, 340 pages  
//40//5741

GC38-1002

OS/VS MESSAGE LIBRARY: VS2 SYSTEM MESSAGES

This publication lists, explains, and suggests appropriate responses for the messages issued by most OS/VS2 control program functions including scheduler, supervisor, data management, and system generation.

Manual, 186 pages  
//40//5752

GC38-1003

OS/VS MESSAGE LIBRARY: VS1 SYSTEM CODES

This publication lists, explains, and suggests appropriate responses to the system completion codes and wait state codes produced by the IBM supplied components of OS/VS1. The codes are presented in alphanumeric order.

Manual, 72 pages  
//40//5741

GC38-1004

OS/VS MESSAGE LIBRARY: ROUTING AND DESCRIPTOR CODES

This publication lists the routing and descriptor codes of OS/VS messages as they are assigned by IBM. Most messages in the system are issued by the WTO and WTOR macro statements, which have routing and descriptor code parameters.

This is a reference publication for a limited and specific audience, those who wish to alter the code assignments. It can be helpful, for example, to the user whose system has multiple console support (MCS) and who is rerouting messages to certain consoles.

In this manual, message identifiers (IDs) are listed in alphanumeric order; message texts are not given. Descriptor codes appear to the left of the message IDs, and the routing codes to the right. In cases where a message is issued only by VS1 or VS2 and not both, the system designation follows the ID.

Only this reference material is listed in this manual. For additional information like message texts and explanations, you must refer to other publications in the OS/VS Message Library.  
Manual, 32 pages  
//40//5741,5752

GC38-1005

OS/VS MESSAGE LIBRARY: UTILITIES MESSAGES

This publication lists error and diagnostic messages issued by OS/VS Utility programs and describes the actions to be taken in response to them. It is to be used by programmers using the OS/VS Utility programs, and by operators responsible for running them. OS/VS Utilities, GC35-0005, is a prerequisite publication.

Manual, 88 pages  
//32//5741,5752



GC38-1006

OS/VS MESSAGE LIBRARY: SERVICE AIDS AND OLTEP MESSAGES  
 This publication lists, explains, and suggests appropriate responses to the messages produced by the OS/VS service aids and OLTEP programs. The messages are grouped by component and listed in alphameric order. Associated publications:  
 OS/VS1 Service Aids, GC28-0665  
 OS/VS1 OLTEP, GC28-0666  
 OS/VS1 SYS1.LOGREC Error Recording, GC28-0668  
 OS/VS2 Service Aids, GC28-0674  
 OS/VS2 SYS1.LOGREC Error Recording, GC28-0677  
 OS/VS2 OLTEP, GC28-0675  
 Manual, 66 pages  
 //37//5741,5752

GC38-1007

OS/VS MESSAGE LIBRARY: LINKAGE EDITOR AND LOADER MESSAGES  
 This publication lists, explains, and suggests appropriate responses for the messages issued by the OS/VS linkage editor and loader programs. The messages are grouped by component and listed in alphameric order.

The associated publication is:

o OS/VS Linkage Editor and Loader, GC26-3813  
 Manual, 21 pages  
 //31//5741,5752

GC38-1008

OS/VS MESSAGE LIBRARY: VS2 SYSTEM CODES  
 This publication lists, explains, and suggests appropriate responses to the system completion codes and wait state codes produced by the IBM-supplied components of OS/VS2. The codes are presented in alphameric order.  
 Manual, 60 pages  
 //40//5752

GC38-1009

OS/VS MESSAGE LIBRARY: VS2 TSO MESSAGES  
 This publication lists, explains, and suggests appropriate responses for the messages issued by the TSO control program and associated routines such as the PL/I and FORTRAN IV syntax checkers. Messages are grouped by component and listed in alphameric order.  
 Manual, 58 pages  
 //39//5742

GC38-1010

OS/VS MESSAGE LIBRARY: VS1 RES RTAM AND ACCOUNT MESSAGES  
 This book is intended for users of RES (Remote Entry Services) under VS1. The book contains messages produced by RTAM (Remote Terminal Access Method) and by the account facility. The messages are presented in message number order. In addition to the text of the message, an explanation of it is given together with the action the system takes and the expected response, if any, of the operator and/or programmer.

This book is part of the Message Library and need be included in the library only when RES is used.  
 Manual, 80 pages  
 /TP/30//5741

GC38-1011

OS/VS MESSAGE LIBRARY SUBSYSTEM SUPPORT SERVICES MESSAGES  
VS/1 RELEASE 4; VS/2 RELEASE 3  
 This publication lists the system messages produced by IBM-supplied component, Subsystem Support Services. The causes of the messages are explained, the accompanying actions by the operating system are described, and appropriate responses are suggested. The messages are presented in alphameric order.  
 The publication that introduces the concepts and terminology relevant to all of these messages is the IBM System/370 Subsystem Support Services User's Guide, GC30-3022.  
 Manual  
 //40//5741,5752

GE20-0312

PREFACE TO PL/I PROGRAMMING IN SCIENTIFIC COMPUTING  
 In a brief and simple manner, this manual:  
 -Lists some problems arising in industry, business, science, and engineering  
 -Survey the mathematical, statistical, and operations research (OR) by which these problems are solved  
 -Tells how a few of such techniques and models are programmed for computers using the PL/I language  
 The major portion of the manual concentrates on PL/I. The essentials are brought out mostly by the many short examples and the summary exhibits.  
 DP Application Manual, 66 pages  
 SLSS - ORDER NO. SUBSCRIPTION ONLY

GF20-8172

BIBLIOGRAPHY OF DATA PROCESSING TECHNIQUES  
 This bibliography provides a selection of IBM publications which, either wholly or in part, describe data processing techniques - generally useful methods and applications, studies in analysis and design, management of a data

processing department, and the like. The listing of a publication in this bibliography does not, however, preclude its appearance in one or more bibliographies for specific systems.

Titles, order numbers, current status, and an abstract of each item are provided. Titles are listed two ways: by topic, with order number indicated and in order-number sequence with title given.  
 Manual, 8 pages  
 //00//

GH12-5115

DATA LANGUAGE/I-ENTRY DOS/VS (DL/I-ENTRY DOS/VS)  
GENERAL INFORMATION MANUAL, PROG. PROD. 5746-XX7  
 Data Language/I-Entry DOS/VS (DL/I-ENTRY DOS/VS) is a data management control system developed to assist the user in implementing data base processing applications. It provides data organization methods that are conducive to the creation of, access to, and maintenance of large common data bases. DL/I-Entry DOS/VS permits the evolutionary expansion of data processing applications from a batch-only environment to a teleprocessing environment through use of the Customer Information Control System DOS/VS. This manual gives a general description of the system, lists its machine configuration requirements, and provides sample applications. It is intended for executives, system administrators, system analysts, system programmers, and application programmers.  
 Manual, 54 pages  
 ////5746-XX7

SH12-5411

DL/I DOS/VS APPLICATION PROGRAMMING REFERENCE MANUAL  
PROGRAM PRODUCT 5746-XX1  
 This manual describes how to write a DL/I DOS/VS application program for execution in the batch or online environments. It is intended for COBOL, PL/1, or Assembler language application programmers who wish to employ DL/I DOS/VS functions in their programs, and for data base administrators who are designing DL/I DOS/VS applications.  
 DL/I DOS/VS is a data management control system that assists the user in creating, accessing, and maintaining large common data bases. In conjunction with the Customer Information Control System (CICS/DOS/VS), DL/I DOS/VS can be used in an online teleprocessing environment. This manual contains four main sections: an overall view of how a DL/I DOS/VS application program is written and executed, a description of the function codes, the considerations to apply for an online application program, and a description of the advanced programming functions. A glossary of DL/I terms is also included.

Readers of this manual must be thoroughly familiar with the use of DOS/VS, and of CICS/DOS/VS if DL/I DOS/VS is to be used in the online environment.  
 Manual, 90 pages  
 ////5746-XX1

SH12-5412

DL/I DOS/VS UTILITIES AND GUIDE FOR THE SYSTEM PROGRAMMER  
PROGRAM PRODUCT 5746-XX1  
 This manual describes each of the DL/I DOS/VS utility programs and explains how to execute them under DOS/VS. This manual is written for data base administrators and system programmers who are concerned with maintaining and reorganizing data bases and creating data base control blocks.

DL/I DOS/VS is a data management control system that assists the user in creating, accessing, and maintaining large common data bases. In conjunction with the Customer Information System (CICS/DOS/VS), DL/I DOS/VS can be used in an online teleprocessing environment. This manual describes procedures used for creating control blocks and utilities for data base recovery, for data base reorganization, and for the resolution of data base logical relationships.

Readers of this manual must be thoroughly familiar with the use of DOS/VS, and of CICS/DOS/VS if DL/I DOS/VS is to be used in the online environment. Before using the DL/I DOS/VS utilities and procedures described in this manual, users should read DL/I DOS/VS System/Application Design Guide, SH12-5413.  
 Manual, 262 pages  
 ////5746-XX1

SH12-5413

DL/I DOS/VS SYSTEM/APPLICATION DESIGN GUIDE  
PROGRAM NO. 5746-XX1  
 This manual presents a general description of DL/I DOS/VS and the considerations to apply when designing a DL/I DOS/VS system. It is intended for DP managers who want a general picture of DL/I DOS/VS and for system analysts and data base administrators who are planning and designing a system.  
 DL/I DOS/VS is a data management control system that assists the user in creating, accessing, and maintaining large common data bases. In conjunction with the Customer Information Control System (CICS/DOS/VS), DL/I DOS/VS can be used in an online teleprocessing environment. This manual contains descriptions of planning a DL/I DOS/VS system, designing data base structures, controlling and executing data base systems, designing application programs, selecting an access method and employing the DL/I DOS/VS utilities. Also included is a section on estimating DL/I DOS/VS storage requirements.

Readers of this manual must be thoroughly familiar with



the use of DOS/VS, and of CICS/DOS/VS if DL/I DOS/VS is to be used in the online environment.  
Manual, 170 pages  
/////5746-XX1

GH19-7024

IBM 3277 DISPLAY STATION CUSTOM FEATURE DESC. 1980-C24  
PRINTER ATTACHMENT RPQ U58950

This manual describes the operation of the IBM 1980-C24 Printer when attached to an IBM 3277-001 Display Station. Operating procedures and physical planning information for the 1980 Ticket Printer only is included.

The Introduction includes a discussion of the operation of the 3277 Display Station when this RPQ is attached. It is intended mainly for company executives, planners, programmers, and IBM marketing representatives.

The 1980 Printer Operating Procedures provide the necessary information to allow an operator to use the printer.

The Physical Planning section provides physical data to assist installation planners.

When this publication is used, it is assumed that the reader is familiar with the 3270 system manuals, applicable to his needs.

An Introduction to the 3270 Information Display System, GA27-2739

Operator's Guide for IBM 3270 Information Display Systems, GA27-2742

IBM 3270 Information Display System Component Description, GA27-2749

Manual, 20 pages

SLSS - ORDER NO. SUBSCRIPTION ONLY

SH12-5414

DL/I DOS/VS OPERATOR'S REFERENCE MANUAL & MESSAGES AND  
CODES, PROG. PROD. 5746-XX1

This publication explains how to execute a DL/I DOS/VS application or utility program as a batch job under DOS/VS. It also lists all DL/I DOS/VS messages and status codes. The appendixes identify the messages and status codes issued by each DL/I DOS/VS module. This manual is intended for use by persons operating the DL/I DOS/VS system and by application programmers and data base administrators who may need information on messages and status codes.

DL/I DOS/VS is a data management control system that assists the user in creating, accessing, and maintaining large common data bases. In conjunction with the Customer Information Control System (CICS/DOS/VS), DL/I DOS/VS can be used in an online teleprocessing environment.

Readers of this manual must be thoroughly familiar with the operation of DOS/VS, and of CICS/DOS/VS if DL/I DOS/VS is to be used in the online environment.  
Manual, 102 pages  
/////5746-XX1

SH12-5415

DATA LANGUAGE/I-ENTRY DOS/VS (DL/I-ENTRY DOS/VS)  
APPLICATION PROGRAMMING REFERENCE MANUAL PROG. PROD.  
5746-XX7

This book explains the application programmer how to work with DL/I-Entry DOS/VS. Using this book, the application programmer can write and run COBOL, RPG II, PL/I, or Assembler programs which use DL/I-Entry.

The DL/I-Entry data base system makes data handling easier for application programs, and centralizes the data required by more than one application program. Both batch programs running under DOS/VS and online programs running under the Customer Information Control System/DOS/VS (CICS/VS) can use DL/I-Entry.

This book introduces DL/I-Entry concepts, explains both the mechanics and the techniques of writing application programs which use DL/I-Entry, shows how to run them, and provides examples. The use of DL/I-Entry calls and the definition of program communication block (PCB) masks are described in detail. A glossary explains DL/I-Entry terms used in the book. In addition, a reference card summarizing the main application programming conventions is provided at the end of the book.

Prerequisite to using this book is a knowledge of how to program in COBOL, RPG II, PL/I, or Assembler, and some familiarity with DOS/VS. Online programmers must in addition be familiar with CICS/VS programming conventions.  
Manual, 158 pages  
/////5746-XX7

SH18-0007

TSO 3270 PRINTER SUPPORT PROGRAMMING RPQ U946866  
DESCRIPTION AND OPERATION MANUAL PROGRAM NUMBER 5799-ALB

The TSO 3270 Printer Support Program is designed to provide the user with functions to produce hard copies of his TSO session on the 3277 display station. The hard copies are produced on the 3284 printer.

This manual contains information on the functions of TSO 3270 Printer Support Program and the operating procedures necessary to install and use this program.  
Manual, 74 pages  
/////5799-ALB

GH19-0082

GENERALIZED INFORMATION SYSTEM DOS/VS, GENERAL INFORMATION  
PROG. NO. 5799-ALX, PRPQ 8T0139

This manual surveys the operational concepts and system capabilities of the Generalized Information System for DOS/VS. The manual introduces the language of GIS and describes the data base organization and processing actions supported by GIS.

The Generalized Information System operates on System/370 Virtual Storage Systems and supports a wide variety of applications by providing information handling capabilities against DL/I data base organizations. GIS provides facilities for defining and retrieving data from user DL/I data bases using a language which is English-like structure, and easily taught to non-computer professionals.  
Manual, 44 pages  
/////5799-ALX

SH19-0084

GENERALIZED INFORMATION SYSTEM DOS/VS EXECUTIVE QUERY,  
REFERENCE - PROG. NO. 5799-ALX, PRPQ 8T0139

This manual is designed to give a sampling of GIS DOS/VS PRPQ capabilities and to provide a reference for non-data-processing users of GIS DOS/VS PRPQ. It is a basic introduction to GIS DOS/VS PRPQ which may be examined by those who are interested in a system designed to make information readily available to decision makers.  
Manual, 62 pages  
/////5799-ALX

GH20-0689

APL/360 PRIMER, STUDENT TEXT

This primer provides an introduction to the APL/360 system and to the APL programming language. It discusses the mechanics of using the system, and shows how to write representative programs for a variety of applications. The treatment is elementary, and for a discussion of advanced system features and available operations, refer to the APL/360 User's Manual.  
Course Manual  
/////5736-XX1, 5734-XX1

GH20-0765

INFORMATION MANAGEMENT SYSTEM/360, VERSION 2, GENERAL  
INFORMATION MANUAL: PROG. PROD. 5734-XX6

The Information Management System/360 is an Operating System/360 processing program designed to facilitate the implementation of medium to large common data bases in a multiapplication environment. This environment is created to accommodate both online message processing and conventional batch processing, either separately or concurrently. The system permits the evolutionary expansion of data processing applications from a batch-only to a teleprocessing environment.

This manual includes a general description of the system and its various facilities and programs, listings of typical and minimum configurations, and sample applications.  
Manual, 112 pages  
/////5734-XX6

GH20-0850

APL/360 - OS (5734-XX6) AND APL/360 - DOS (5736-XX6)  
GENERAL INFORMATION MANUAL

This publication provides a general introduction to the use, operation, and installation of APL/360. APL/360 is a conversational time-shared terminal system utilizing APL (A Programming Language), a concise notation which makes use of well known mathematical symbols, plus a number of symbols that are used for designating other simple and powerful functions. Because APL is closely related to mathematical notation, and its functions operate on sets of information as well as individual data items, the user can write effectively in this language with a minimum of instruction.

APL/360 is designed to operate under either (a) the IBM System/360 Operating System (OS/360), Multiprogramming with a Fixed Number of Tasks (MFT with subtasking) or Multiprogramming with a Variable Number of Tasks (MVT) or (b) the IBM System/360 Disk Operating System (DOS/360).  
The manual is in three parts:

Part I describes APL/360 as viewed by a user at a typewriter-like terminal. The statements and commands used to describe the operations to be performed by the APL/360 System are summarized.

Part II describes APL/360 as viewed from the central data processing system location. The system features which facilitate the management and operation of an APL/360 System are summarized.

Part III describes the items to be considered in planning for the installation of an APL/360 System. Minimum machine requirements and storage requirements are provided.  
Manual, 65 pages  
/////5734-XX6, 5736-XX6

GH20-0892

IBM GENERALIZED INFORMATION SYSTEM VERSION 2 (GIS/2)  
APPLICATION DESCRIPTION, PROG. NO. 5734-XX1

This manual surveys the operational concepts and system capabilities of the Generalized Information System, Version 2. The manual introduces the language of GIS/2 and describes the file organization and processing actions supported by GIS/2.

The Generalized Information System operates under control of the Operating System on System/360 and System/370 and supports a wide variety of applications by providing information-handling capabilities against many typical data base organizations. GIS/2 provides facilities for defining, maintaining, and retrieving data from user files under direction of the using installation and its personnel. Program Product Manual, 76 pages  
 ////5734-XX1

3H20-0906

APL/360-OS (5734-XM6), APL/360-DOS (5736-XM6),  
 USER'S MANUAL

This publication provides information necessary to use the APL/360 system. It discusses procedures and equipment required for interacting with the system, how to establish connection between terminal and central computer, how to start and end work sessions, and how to apply system control features. Application of the APL language to user problems is thoroughly discussed, and appendices give both elementary and advanced examples of actual terminal sessions. Program Product Manual, 160 pages  
 ////5734-XM6,5736-XM6,5799-AJF

SH20-0910

INFORMATION MANAGEMENT SYSTEM/360, VERSION 2  
 SYSTEM/APPLICATION DESIGN GUIDE  
 PROGRAM NUMBER 5734-XX6

This manual is a guide for the application analyst or system analyst. Its contents will assist him in the design of an IMS/360 system as well as in the design of the application systems which will run under IMS/360. Program Product Manual, 300 pages  
 ////5734-XX6

SH20-0911

INFORMATION MANAGEMENT SYSTEM/360, VERSION 2  
 SYSTEM PROGRAMMING REFERENCE MANUAL  
 PROGRAM NUMBER 5734-XX6

This manual provides system programming personnel with installation considerations and details for generation (definition) of an IMS/360 system for the user's data processing environment. The security maintenance program is included and message editing capabilities discussed. An IMS/360 sample problem is also provided. Program Product Manual, 276 pages  
 ////5734-XX6

SH20-0912

INFORMATION MANAGEMENT SYSTEM/360, VERSION 2  
 APPLICATION PROGRAMMING REFERENCE MANUAL  
 PROGRAM NUMBER 5734-XX6

This manual provides the details needed for an application program to be implemented under IMS/360. This manual is directed to the application programming interface (the coding techniques necessary for implementation of a designed application under the IMS/360 control program). The reader should be familiar with the IBM/360 SYSTEM/APPLICATION DESIGN GUIDE (SH20-0910) before reading this document. Program Product Manual, 120 pages  
 ////5734-XX6

SH20-0913

INFORMATION MANAGEMENT SYSTEM/360, VERSION 2,  
 OPERATOR'S REFERENCE MANUAL  
 PROGRAM NUMBER 5734-XX6

Information Management System/360 (IMS/360) is a processing program (control system) designed to facilitate the implementation of medium to large common data bases in a multi-application environment. This environment is created to accommodate both on-line message processing and conventional batch processing, either separately or concurrently. The system permits the evolutionary expansion of data processing applications from a batch-only to a teleprocessing environment.

This manual provides the operator with the information associated with operating IMS/360 once the system has been established in a user environment. Program Product Manual, 152 pages  
 ////5734-XX6

SH20-0914

INFORMATION MANAGEMENT SYSTEM/360, VERSION 2,  
 MESSAGES AND CODES REFERENCE MANUAL,  
 PROGRAM NUMBER 5734-XX6

Information Management System/360 (IMS/360) is a processing program (control system) designed to facilitate the implementation of medium to large common data bases in a multi-application environment. This environment is created to accommodate both on-line message processing and conventional batch processing, either separately or concurrently. The system permits the evolutionary expansion of data processing applications from a batch-only to a teleprocessing environment.

This manual lists, explains, and suggests appropriate responses to the completion codes, status codes, and messages produced by the IBM-supplied components of the IMS/360 system. Program Product Manual, 104 pages  
 ////5734-XX6

SH20-0915

INFORMATION MANAGEMENT SYSTEM/360 VERSION 2  
 UTILITIES REFERENCE MANUAL, PROG. NO. 5734-XX6  
 This manual explains how to execute the IMS/360 utilities programs under Operating System/360. Described are data base description generation and program specification block generation, data base recovery and data base reorganization, and system log analysis. Program Product Manual, 224 pages  
 ////5736-XX6

SH20-0938

APL/360 - DOS OPERATIONS AND INSTALLATION MANUAL,  
 PROGRAM NUMBER 5736-XM6

This manual is in three parts.

Part I gives instructions for operating the APL/360 time-sharing system. Suggestions for good practice in time-sharing and remote-computing operation are included.

Part II gives instructions for operating the APL/360 Utility programs.

Part III describes the procedure for incorporating APL into an existing installation. It includes instructions for preparing the HOST system for APL, allocating resources, and restoring the APL distributed library. Common problems encountered during system installation are noted and analyzed.

Program Product Manual, 80 pages  
 ////5736-XM6

SH20-1007

INFORMATION MANAGEMENT SYSTEM/360 VERSION 2 MASTER INDEX  
 PROGRAM NUMBER 5734-XX6

This is a consolidated alphabetic index to all the documents in the set of eleven IMS/360 Version 2 manuals. The titles of the individual manuals, along with abbreviated titles and order numbers, are as follows:

General Information Manual - GIM (GH20-0765)

System/Application Design Guide - SADG (SH20-0910)

Application Programming Reference Manual - APRM (SH20-0912)

System Programming Reference Manual - SPRM (SH20-0911)

Operator's Reference Manual OPRM (SH20-0913)

Utilities Reference Manual - UTRM (SH20-0915)

Messages and Codes Reference Manual - M & C (SH20-0914)

System Manual, Volume I - Text - SM (LY20-0629)

System Manual, Volume II - Flowcharts - SM-II (LY20-0630)

System Manual, Volume III - DP Microfiche - SM III (LYB0-0631)

System Manual, Volume IV - DC Microfiche - SM-IV (LYB0-0632)

The reader's attention is called to the fact that many of the commas in the index are used in the SORT program and do not necessarily indicate a reversal of word sequence. Program Product Manual, 60 pages  
 ////5734-XX6

GH20-1027

STAT/BASIC FOR SYSTEM/3 MODEL 6, ITP, AND VM/370-CMS:  
 GENERAL INFORMATION, PROG. NOS. 5703-XA1, 5734-XA3

STAT/BASIC is a comprehensive set of interactive statistical programs for System/3 Model 6 and ITP (DOS, OS, or TSO). It consists of 40 BASIC programs, providing the user with procedures for data generation, elementary statistics, regression and correlation analysis, multivariate analysis, analysis of variance, nonparametric statistics, time series analysis, and biostatistics. The interactive features include instructional messages, flexible control of calculations, extensive error checking, and data editing.

This manual provides an overview of STAT/BASIC, describing the program features, usage, maximum problem sizes, precision, timing, system requirements, and customer responsibilities. It also includes a sample problem to illustrate the use of STAT/BASIC. Manual, 40 pages  
 ////5703-XA1,5734-XA3

GH20-1028

CUSTOMER INFORMATION CONTROL SYSTEM (CICS) DOS-ENTRY  
 (CICS/DOSE) DOS-STANDARD (CICS/DOSS) OS-STANDARD V2  
 (CICS/OS) GENERAL INFORMATION MANUAL  
 PROGRAM NUMBERS 5734-XX7, 5736-XX6, 5736-XX7

The IBM Customer Information Control System (CICS) is a Transaction-oriented, multiapplication data base/data communication interface between a System/360 or System/370 operating system and user-written application programs. Applicable to most online systems, CICS provides many of the facilities necessary for standard terminal applications: message switching, inquiry, data collection, order entry, and conversational data entry.

CICS is available in three systems--two for DOS users and one for OS USERS. Because the two CICS/DOS systems are compatible with each other and with the CICS/OS system, it is possible to start with a small DOS data base/data communication configuration and move up through DOS into OS.

This manual is designed for persons interested in a general description of CICS and its data base/data communication capabilities.  
Manual, 84 pages  
/////5734-XX7,5736-XX6,5736-XX7

## SH20-1030

IBM GENERALIZED INFORMATION SYSTEM VERSION 2 (GIS/2)  
PROGRAM DESCRIPTION MANUAL, VOLUME 1: SYSTEM OVERVIEW  
AND CONTROL, PROG. PROD. 5734-XX1

The IBM Generalized Information System, Version 2, abbreviated GIS/2, consists of an integrated set of programs to provide general-purpose information handling. User input statements initiate and direct the system functions of creating, querying, and maintaining formatted data files variously structured. GIS routines are completely coded in the Assembler Language and operate under the overall control of OS with MFT or MVT.

This manual is presented in three volumes, the first of which describes the GIS monitor program and the capabilities associated with it. Data Description (file definition) facilities and Procedural Language facilities are specified in Volumes 2 and 3, respectively.  
Program Product Manual, 40 pages  
/////5734-XX1

## SH20-1032

IBM GENERALIZED INFORMATION SYSTEM, VERSION 2 (GIS/2)  
OPERATIONS MANUAL - PROGRAM NUMBER 5734-XX1

This manual addresses operations personnel intending to run the Generalized Information System, Version 2 (GIS/2), under the Operating System with Multiprogramming with a Fixed Number of Tasks or Multiprogramming with a Variable Number of Tasks. Contents include SYSGEN procedures, execution procedures, and diagnostic messages available to the system user.

Program Product Manual, 160 pages  
/////5734-XX1

## SH20-1033

GENERALIZED INFORMATION SYSTEM VERSION 2 (GIS/2)  
VOLUME 3, PROCEDURAL LANGUAGE - PROGRAM DESCRIPTION MANUAL  
PROGRAM NUMBER 5734-XX1

This manual describes the executive-information handling capabilities of statements written in the procedural language of the Generalized Information System, Version 2 generic statement formats, examples, and detailed constraints specify the syntax and use of the various task statements.

Although the abbreviated title GIS/2 refers formally to version 2 of an earlier GIS release, the expressions GIS and 3IS/2 are synonymous as they may appear herein.  
Program Product Manual, 148 pages  
/////5734-XX1

## SH20-1034

CUSTOMER INFORMATION CONTROL SYSTEM (CICS) OPERATIONS  
GUIDE - PROGRAM NUMBERS DOS-ENTRY 5736-XX6 DOS-STANDARD  
5736-XX7

The IBM Customer Information Control System (CICS) is a highly responsive, transaction-oriented, multiapplication data base/data communication interface between a System/360 or System/370 operating system and user-written application programs. In addition to the functions required for inquiry and conversational data entry, this open-ended, table-controlled, event-driven system provides many of the facilities necessary for standard terminal applications such as message switching, broadcasting, data collection, and order distribution.

CICS is available in three systems--two for DOS users and one for OS users. Because the two CICS/DOS systems are compatible with each other and with the CICS/OS system, it is possible to start with a small data base/data communication configuration and move up through DOS into OS.

This manual provides information of interest to persons responsible for the definition, preparation, and execution of CICS. Included is the information necessary to generate and operate CICS.

Manual, 80 pages  
/////5736-XX6,5736-XX7

## SH20-1040

GENERALIZED INFORMATION SYSTEM VERSION 2 (GIS/2) VOLUME 2:  
DATA DESCRIPTION LANGUAGE - PROGRAM DESCRIPTION MANUAL  
PROGRAM NUMBER 5734-XX1

This volume specifies the format and content of computer input statements defining data files to be processed. Data description language facilities are discussed in a sequence generally corresponding to a system user's need for those facilities. Descriptive language statements are illustrated as input lines in keyword format representative of punched-card fields.

Program Product Manual, 148 pages  
/////5734-XX1

## SH20-1043

CUSTOMER INFORMATION CONTROL SYSTEM (CICS) SYSTEM  
PROGRAMMER'S REFERENCE MANUAL PROGRAM NUMBERS  
DOS-ENTRY 5736-XX6, DOS-STANDARD 5736-XX7,  
OS-STANDARD V2 5734-XX7

The IBM Customer Information Control System (CICS) is a

transaction-oriented, multiapplication data base/data communication interface between a System/360 or System/370 operating system and user-written application programs. Applicable to most on-line systems, CICS provides many of the facilities necessary for standard terminal applications: message switching, inquiry, data collection, order entry, and conversational data entry.

CICS is available in three systems--two for DOS users and one for OS users. Because the two CICS/DOS systems are compatible with each other and with the CICS/OS system, it is possible to start with a small data base/data communication configuration and move up through DOS into OS.

This manual provides information essential for persons who have the responsibility to define, prepare, and administer CICS in the environment it supports.  
Manual, 220 pages

/////5734-XX7,5736-XX6,5736-XX7

## SH20-1044

CUSTOMER INFORMATION CONTROL SYSTEM (CICS) TERMINAL  
OPERATOR'S GUIDE - PROGRAM NUMBERS DOS-ENTRY 5736-XX6,  
DOS-STANDARD 5736-XX7, OS-STANDARD V2 5734-XX7

The IBM Customer Information Control System (CICS) is a transaction-oriented, multiapplication data base/data communication interface between a System/360 or System/370 operating system and user-written application programs. Applicable to most on-line systems, CICS provides many of the facilities necessary for standard terminal applications: message switching, inquiry, data collection, order entry, and conversational data entry.

CICS is available in three systems--two for DOS users and one for OS users. Because the two CICS/DOS systems are compatible with each other and with the CICS/OS system, it is possible to start with a small data base/data communications configuration and move up through DOS into OS.

This manual provides information of interest to persons involved with terminal operation. These persons include terminal operators, terminal supervisors, master terminal operators, application programmers, system programmers, and system administration.

Manual, 52 pages  
/////5734-XX7,5736-XX6,5736-XX7

## SH20-1047

CUSTOMER INFORMATION CONTROL SYSTEM (CICS) APPLICATION PRO-  
GRAMMER'S REFERENCE MANUAL PROGRAM NUMBERS 5736-XX6  
(DOS-ENTRY) 5736-XX7 (DOS-STANDARD; 5734-XX7  
(OS-STANDARD V2)

The IBM Customer Information Control System (CICS) is a transaction-oriented, multiapplication data base/data communication interface between a System/360 or System/370 operating system and user-written application programs. Applicable to most online systems, CICS provides many of the facilities necessary for standard terminal applications: message switching, inquiry, data collection, order entry, and conversational data entry.

CICS is available in three systems--two for DOS users and one for OS users. Because the two CICS/DOS systems are compatible with each other and with the CICS/OS system, it is possible to start with a small data base/data communication configuration and move up through DOS into OS.

This manual provides information of interest to persons defining, designing, and preparing application programs to execute under CICS.

Program product manual, 184 pages  
/////5734-XX7,5736-XX6,5736-XX7

## SH20-1048

CUSTOMER INFORMATION CONTROL SYSTEM (CICS) OPERATING SYSTEM  
STANDARD VERSION 2 OPERATIONS GUIDE  
PROGRAM NUMBER 5734-XX7

The IBM Customer Information Control System (CICS) is a transaction-oriented, multiapplication data base/data communication interface between a System/360 or System/370 operating system and user written application programs. In addition to the functions required for inquiry and conversational data entry, this open-ended, table-controlled, event-driven system provides many of the facilities necessary for standard terminal applications such as message switching, broadcasting, data collection, and order distribution.

CICS is available in three systems - two for DOS users and one for OS users. Because the two CICS/DOS systems are compatible with each other and with the CICS/OS system, it is possible to start with a small data base/data communication configuration and move up through DOS into OS.

This manual provides information of interest to persons responsible for the definition, preparation, and execution of CICS. Included is the information necessary to generate and operate CICS.

Manual, 52 pages  
/////5734-XX7

## SH20-1069

STAT/BASIC FOR SYSTEM/3 MODEL 6, ITP, AND VM/370-CMS:  
PROGRAM REFERENCE - PROGRAM NUMBERS 5703-XA1, 5734-XA3

STAT/BASIC is a comprehensive set of interactive statistical programs for System/3 Model 6 and ITP. It consists of 40 BASIC programs, providing the user with procedures for data generation, elementary statistics, regression and correlation analysis, multivariate analysis, analysis of variance, non-parametric statistics, time series analysis, and biostatistics. The interactive features include

instructional messages, flexible control of calculations, extensive error checking, and data editing.

This manual provides the details of the STAT/BASIC programs. It covers scope and characteristics, processing descriptions, terminal operation, input/output description, program description, system requirements, and program modification aids.

In this manual, ITF refers to DOS-ITF, OS-ITF, and TSO-ITF.

Manual, 220 pages  
 ////5703-XA1,5734-XA3

SH20-1070

STAT/BASIC FOR ITF AND VM/370-CMS: OPERATIONS GUIDE, PROGRAM NUMBER 5734-XA3

This manual provides the information needed to generate, run, and maintain STAT/BASIC.  
 Program Product Manual, 20 pages  
 ////5734-XA3

GH20-1074

INTERACTIVE QUERY FACILITY (IQF) FOR IMS/360 VERSION 2 PROGRAM NUMBER 5734-XX6 - GENERAL INFORMATION MANUAL

The Interactive Query Facility (IQF) is provided as a feature for users of the IBM Information Management System (IMS/360) Version 2, Program Product 5734-XX6. IQF offers the capability for spontaneous online query capability, and retrieval and display of data maintained within IMS/360 teleprocessing data bases. IQF runs as a standard IMS/360 application program under IMS/360 Version 2 and uses standard IMS/360 resources for describing data, accessing data, and communicating with the user's terminal.

This manual provides a general description of IQF and its various facilities and programs, describes the IQF query language and the required IQF-IMS/360 machine configurations, and includes sample applications (examples of terminal queries that a user might employ).

IQF operates with all System/360 and System/370 computers supported by IMS/360 version 2. All references to IMS/360 Version 2 in this manual assume Modification Level 1 or higher, with the full Data Base/Data Communication System.

This manual has been prepared for both data processing and non-data processing management and personnel. Knowledge of the information contained in the MIS/360 Version 2 General Information Manual (GH20-0765) will be helpful in understanding the relationship of IQF to IMS.

Program Product Manual, 54 pages  
 ////5734-XX6

SH20-1103

S/370 MCGILL UNIVERSITY SYSTEM FOR INTERACTIVE COMPUTING MUSIC RELEASE II PROGRAM DESCRIPTION OPERATIONS MANUAL - IUP NUMBER 5796-AAT

A new release of the MUSIC Timesharing System is now available. It contains system support for S/370 Models 125, 158, 165 and 168, including 3330/3333 Model II, 3704/3705, enhancements to BASIC and APL workspace support. In addition, its interface to VM/370 has been improved to provide more efficient operation when running in a virtual machine under VM/370 control. Programming services have been extended until December 31, 1974.

MUSIC offers a high performance and high function timesharing facility previously unavailable to the low entry System/370 user.

Manual  
 ////5796-AAT

SH20-1104

S/370 MCGILL UNIVERSITY SYSTEM FOR INTERACTIVE COMPUTING MUSIC RELEASE II USER'S GUIDE - IUP NUMBER 5796-AAT

A new release of the MUSIC Timesharing System is now available. It contains system support for S/370 Models 125, 158, 165 and 168, including 3330/3333 Model II, 3704/3705, enhancements to BASIC and APL workspace support. In addition, its interface to VM/370 has been improved to provide more efficient operation when running in a virtual machine under VM/370 control. Programming services have been extended until December 31, 1974.

MUSIC offers a high performance and high function timesharing facility previously unavailable to the low entry System/370 user.

Manual  
 ////5796-AAT

GH20-1128

MATH/BASIC FOR SYSTEM/3 MODEL 6, ITF, AND VM/370-CMS GENERAL INFORMATION MANUAL, PROG. NOS. 5703-XM2 (SYSTEM/3) AND 5734-XM8 (ITF AND VM/370-CMS)

MATH/BASIC provides easy-to-use powerful mathematics problem-solving tools to the user of BASIC. The program operates on the IBM System/3 Model 6 or under the Interactive Terminal Facility (ITF) or under VM/370-CMS for System/360 or System/370. It consists of 44 BASIC routines covering the solution of linear questions, matrix eigen problems, polynomial equations, numerical quadrature, numerical differentiation, interpolation, approximation, smoothing, solution of systems of ordinary differential equations, fast Fourier transform, special functions and linear programming.

The user can employ any of the programs as stand-alone or can merge one or more of them into his own programs.

The modules of MATH/BASIC can be applied to many problems that occur in science, engineering, and related fields.

This manual provides an overall view of MATH/BASIC.

It describes the program features, usage, maximum problem size, precision, timing, system requirements, and customer responsibilities. Examples are included to illustrate the use of the program.

Manual, 21 pages  
 ////5703-XM2,5734-XM8

GH20-1152

RCA 301 EMULATOR ON SYSTEM/370 USING DOS AND DOS/VS (PRPQ) - TRANSITION GUIDE, PROG. NO. 5799-ADR

This publication presents areas for consideration while planning and implementing the transition from the Honeywell Series 200 to the IBM System/370 Models 135 and 145. It is intended as an aid to management in making a total project plan.

The transition plan discusses the objectives and techniques of transition, schedules, file conversion, program conversion, education, and installation standards. The guide also discusses the use of DOS resources and the differences between a Honeywell system and a IBM System/370.

Because of the differences among data processing installations, the guidelines in this publication should be adjusted to fit the reader's particular operating conditions.

Manual, 40 pages  
 ////5799-ADR

GH20-1153

HONEYWELL SERIES 200 EMULATOR ON SYSTEM/370 USING DOS AND DOS/VS (PRPQ) - TRANSITION GUIDE, PROG. NO. 5799-ADT

This publication presents areas for consideration while planning and implementing the transition from the RCA 301 to the IBM System/370 Models 135 and 145. It is intended as an aid to management in making a total project plan.

The transition plan discusses the objectives and techniques of transition, schedules, file conversion, program conversion, education, and installation standards. The guide also discusses the use of DOS resources and the differences between an RCA system and an IBM System/370.

Because of the differences among data processing installations, the guidelines in this publication should be adjusted to fit the reader's particular operating conditions.

Manual, 40 pages  
 ////5799-ADT

SH20-1157

MATH/BASIC FOR ITF AND VM/370-CMS: OPERATIONS GUIDE, PROGRAM NUMBER 5734-XM8

This manual provides the information needed to install, run, and maintain MATH/BASIC on System/370. It is assumed that the user has an installed ITF or VM/370-CMS System.

Manual, 25 pages  
 ////5734-XM8

SH20-1158

MATH/BASIC FOR SYSTEM/3 MODEL 6, ITF AND VM/370-CMS PROGRAM REFERENCE MANUAL, PROG. NOS. 5703-XM2 (S/3) AND 5734-XM8 (ITF-OS/DOS/TSO AND VM/370-CMS)

MATH/BASIC is a library of 44 conversational routines covering the most frequent mathematical problems in engineering and science. This manual contains sufficient information needed to understand and use MATH/BASIC.

Manual, 244 pages  
 ////5703-XM2,5734-XM8

GH20-1171

SYSTEM/370 DISTRIBUTED SYSTEM PROGRAM (S/370 DSP) GENERAL INFORMATION MANUAL, PROG. NO. 360A-TX-032

System/370 Distributed System Program (S/370 DSP) provides the means for operating an IBM System/370 connected to one or more System/7's as a single system with distributed facilities. This manual describes the support that is available to the user of the S/370 DSP. Included are descriptions of the subroutines, available to programs resident in System/370, and the macros, available to programs resident in System/7.

Manual, 44 pages  
 360,370/TP/36/OS,OTSO,OASP,CALL/5010/

GH20-1173

IBM SYSTEM/360 AND SYSTEM/370 ASP VERSION 3 ASYMMETRIC MULTI PROCESSING SYSTEM: GENERAL INFORMATION MANUAL, PROG. NO. 360A-CX-15X

The ASP system is a multiprocessing operating system that provides a compatible extension to the Operating System (OS). Designed for the user with a large computer job shop environment, ASP provides increased automation of the computing operation. The ASP system functions as a programmed operator of OS. It provides advanced scheduling facilities for optimizing the total installation production.

Manual, 52 pages  
 360,370//36/OASP//

GH20-1175

BUSINESS ANALYSIS/BASIC GENERAL INFORMATION MANUAL, PROG. NOS. 5703-XM3 (SYSTEM/3 MODEL 6) AND 5734-XMB (ITF-OS/DOS/TSO AND VM/370-CMS)

Business Analysis/BASIC is a comprehensive set of interactive routines for use on System/3 Model 6, System/360 or System/370 with ITF (DOS, OS, or TSO) or VM/370-CMS. It consists of 30 routines written in the BASIC language, providing the problem-solving professional with procedures for data generation and maintenance, spread sheet analysis, investment analysis, break-even or cost-volume profit analysis, depreciation analysis, and time series analysis. The program is designed so that a detailed knowledge of programming is not required. Interactive features include instructional messages, flexible control of calculation, extensive error checking and data editing.

This manual provides an overview of Business Analysis/BASIC, describing the program features, data file concepts, usage, maximum problem sizes, precision, timing, system requirements, and customer responsibilities. It also includes an "Application Handbook" consisting of a number of case studies illustrating use of the routines.  
Manual, 60 pages  
/////5703-XM3,5734-XMB

SH20-1177

PLANNING GUIDE FOR THE PL/1 QUERY SUPPORT FEATURE OF GENERALIZED INFORMATION SYSTEM VERSION 2 (GIS/2) PROGRAM NUMBER 5734-XX1

This document describes the use and characteristics of the DL/I (Data Language I) Query Support Feature of the Generalized Information System, Version 2 (GIS/2). This feature provides the means by which a person can employ the SIS query language against DL/I data bases of Information Management System/360, Version 2 (IMS).  
Manual, 32 pages  
/////5734-XX1

SH20-1207

TELECOMMUNICATIONS CONTROL SYSTEM (TCS) CONCEPTS AND FACILITIES MANUAL - PROGRAM PRODUCT 5734-F31

This manual describes the IBM Telecommunications Control System (TCS) Program Product which is a station-and-message control program with easy-to-use complex communication services and with access to a wide variety of standard online application programming services.

TCS runs under OS on a System/360 or 370, and uses, modifies, and enhances TCAM while contributing some line controls, a message handling language, reliability features, operator control and retrieval programs, and other functions. This manual covers all major functions under which TCS/TCAM support line speeds up to 50,000 bits per second and various line controls including full-duplex, half-duplex, and freewheeling. Stations supported include: keyboard printers, video display stations, audio units, concentrators, and other CPU's. TCS/TCAM handles messages for switching, data collection, remote printing, inquiry, conversational file updating, time sharing, executive query, and so on.

Concurrently, they can handle different types of terminals, applications, and message types. Each entity can be assigned different options for buffering, line control, queuing (main storage or disk), message handling, and restart. Message handling, consisting of routing and optional header analysis, is specified by the user via a high-level language.

TCS/TCAM can simultaneously handle messages for application programs running under other control programs (CICS, TSO GIS), and those directly using OS. Any station can access any application. TCS can reside in multiple CPU's connected by leased lines. Any station connected to any CPU can both switch messages to the stations and access the applications of another CPU, all operations being subject to user-designated controls.

References to CICS in this manual are valid after December 1972.  
Manual, 320 pages  
/////5734-F31

SH20-1208

TELECOMMUNICATIONS CONTROL SYSTEM (TCS) PROGRAMMER'S GUIDE AND REFERENCE MANUAL - PROGRAM PRODUCT 5734-F31

This manual tells the user who to construct and modify a TCS message control program and TCS-compatible application programs. It explains the TCS-provided sample MCP, the differences between TCS and TCAM, and any TCAM functional restrictions caused by TCS modifications. The TCS retrieval and operator control facilities and the edit application program are fully explained and illustrated. The manual should be used in parallel with the OS/MFT and OS/MVT TCAM Programmer's Guide (GC30-2024). References in this manual to the Customer Information Control System (CICS) are valid after December 1972.  
Manual, 320 pages  
/////5734-F31

SH20-1209

TELECOMMUNICATIONS CONTROL SYSTEM (TCS) OPERATIONS GUIDE, PROGRAM NUMBER 5734-F31

This Operations Guide provides TCS installation and operations information. The installation information includes general information about installing teleprocessing

systems and specific considerations for installing the Telecommunications Control System. The operations portion of the manual covers both systems generation and day-to-day operation.

Among the subjects covered in the discussion of day-to-day operations are the creation of a securities symbol table, the execution of the TCS message control program, and restart capabilities. Operator control commands and command responses, including those for the order edit application program, are also provided. Finally, there is a section describing main storage requirements.  
Manual, 152 pages  
/////5734-F31

GH20-1222

INTERACTIVE QUERY FACILITY (IQF) INTRODUCTION LANGUAGE GUIDE PROGRAM NUMBER 5734-XX6

This publication is designed to acquaint the reader with the capabilities of the Interactive Query Facility (IQF) language. It is written especially for those personnel who need to become familiar with the language so that they can enter queries against their IMS/360 data bases. It is also provided for data processing management personnel who need to evaluate the benefits of IQF as a tool in their IMS/360 Version 2 installations (Modification Level 2 or higher, with the full Data Base/Data Communication System).  
Manual, 28 pages  
/////5734-XX6

GH20-1223

IQF TERMINAL USERS REFERENCE GUIDE (INTERACTIVE QUERY FACILITY) (IMS/360) - PROGRAM NUMBER 5734-XX6

The Interactive Query Facility (IQF) is provided as a feature for users of the IBM Information Management System (IMS/360) Version 2, Program Product 5734-XX6. IQF offers the capability for spontaneous online query and retrieval and display of data maintained within IMS/360 data bases.

IQF analyzes user queries, determines the most efficient search technique for data selection, gathers data, formats the output, and prints it at the inquiring terminal. This guide has been prepared for both data processing and non-data processing management and personnel and provides a quick reference to rules pertaining to use of the IQF query language.

A complete listing of IQF diagnostic message is included in appendix A of this publication. Sign-on procedures for IQF-supported terminals are described in Appendix B.

This publication assumes that the reader is familiar with the contents of Introduction to the IQF Language (GH20-1222) and knows how to enter queries at his terminal.  
Manual, 40 pages  
/////5734-XX6

GH20-1246

DATA LANGUAGE/I DISK OPERATING SYSTEM/VIRTUAL STORAGE (DL/I DOS/VS) GENERAL INFORMATION MANUAL - PROGRAM NUMBER 5746-XX1

Data Language/I Disk Operating System/Virtual Storage (DL/I DOS/VS) is a data management control system developed to assist the user in implementing data base processing applications. It provides data organization methods that are conducive to the creation of, access to, and maintenance of large common data bases. DL/I DOS/VS permits the evolutionary expansion of data processing applications from a batch-only environment to a teleprocessing environment such as the Customer Information Control System DOS/VS (CICS/DOS/VS).

This manual includes a general description of the system and its various facilities and programs, listings of typical and minimum configurations, and sample applications.  
Program Product Manual, 60 pages  
/////5746-XX1

GH20-1251

DISPLAY MANAGEMENT SYSTEM II (DMS II) GENERAL INFORMATION MANUAL - PROGRAM PRODUCTS 5734-XC4 AND 5736-XC4

The Display Management System II (DMS II) is a set of programs designed to simplify the implementation of online data processing operations using the 3270 Information Display System. The display management, file management, and message handling capabilities offered by DMS II make it possible to implement many new or existing applications in an online environment with little or no user programming. Preprogrammed facilities are provided to perform display operations such as paging and panel selection; file operations such as data entry, inquiry, record update, and file search; and message routing between display stations. Application specification is simplified through the use of DMS II forms on which the user describes data files, designs 3275/77 Display Station images (panels), and describes the utility operations required by the application.

The Display Management System II operates under control of the IBM Customer Information Control System (CICS).

This manual provides an overview of the Display Management System II functions. Statements of customer responsibilities, programming system requirements, and system configuration are included.  
Manual, 60 pages  
/////5734-XC4,5736-XC4

GH20-1260

INFORMATION MANAGEMENT SYSTEM VIRTUAL STORAGE (IMS/VS)  
GENERAL INFORMATION MANUAL  
PROGRAM NUMBER 5740-XX2

IMS/VS is a control system that has been developed to improve the computer user's ability to implement teleprocessing and/or batch-type data processing applications. Its development is within the framework of Operating System/Virtual Storage.

This manual includes a general description of the system and its various facilities and programs, listings of typical and minimum configurations, and sample applications.

Manual, 98 pages  
////5740-XX2

SH20-1262

BUSINESS ANALYSIS/BASIC FOR ITF AND VM/370-CMS OPERATIONS  
GUIDE, PROG. NO. 5734-XMB

Business Analysis/BASIC contains 30 routines which permit the user to interact with the computer. All routines are written in the BASIC language for implementation on ITF (OS, DOS, TSO) and VM/370-CMS. The routines are designed to ask the user to enter his problem parameters and data and to make decisions at key points in the analysis. Options are provided for enhanced operating convenience and flexibility.

This manual provides the information needed to generate, run, and maintain Business Analysis/BASIC. It is assumed that the user has an installed ITF system.  
Manual, 31 pages  
////5734-XMB

SH20-1264

BUSINESS ANALYSIS/BASIC PROGRAM REFERENCE MANUAL, PROG. NOS.  
5703-XM4 (S/3 MOD 6), 5734-XMB (ITF-OS/DOS/TSO & VM/370-CMS)  
This marketing support manual describes the CALL-OS business Analysis/BASIC program.

Manual  
////5703-XM3, 5734-XMA, 5734-XMB

GH20-1272

DATA BASE DESIGN EVALUATION (DBPROTOTYPE) GENERAL  
INFORMATION MANUAL - IUP NUMBER 5796-PBB

This manual contains introductory information about the purpose and capabilities of the six DBPROTOTYPE programs.

Manual, 26 pages  
////5796-PBB

GH20-1273

PROGRAMMING LANGUAGE FOR IMS-PLIMS GENERAL INFORMATION  
MANUAL - IUP NUMBER 5796-PBF

PLIMS, a macro language extension of PL/I, is a programming aid designed to reduce the programming effort required to produce IMS batch and/or teleprocessing programs. PLIMS statements are expanded during PL/I preprocessing into the declaratives, statements and procedures necessary to compile a complete IMS application program. This manual summarizes the PLIMS features and facilities, including the PLIMS statements available.

Manual, 16 pages  
////5796-PBF

GH20-1280

CUSTOMER INFORMATION CONTROL SYSTEM (CICS/VS)  
GENERAL INFORMATION MANUAL  
PROGRAM NUMBERS CICS/OS/VS 5740-XX1 AND CICS/DOS/VS 5746-XX3

The IBM Customer Information Control System (CICS/VS) is a virtual storage transaction oriented multiapplication data base/data communication interface between a System/370 operating system and user-written application programs. Applicable to most online systems, CICS/VS provides many of the facilities necessary for standard terminal applications: message switching, inquiry, data collection, order entry, and conversational data entry.

CICS/VS is available in two systems one for DOS/VS users and one for OS/VS users. Because the CICS/DOS/VS system is compatible with the CICS/OS/VS system, it is possible to start with a small DOS/VS data base/data communication configuration and move up through DOS/VS into OS/VS.

This manual is designed for persons interested in a general description of CICS/VS and its data base/data communication capabilities.

Manual, 96 pages  
////5740-XX1, 5746-XX3

GH20-1289

ASYMMETRIC MULTIPROCESSING SYSTEM OPERATOR'S MANUAL,  
PROG. NO. 360A-CX-15X

This manual contains instructions that enable the computer operator to run the ASP system. ASP console operations are similar in most respects to those of the System/360 and System/370 Operating System (OS). Therefore, to avoid repetition of documentation, the material in this manual has been prepared with the assumption that the operator is familiar with the IBM Operating System. Details on OS operations are given in IBM System/360 Operating System Operator's Reference (GC28-6691), IBM System/360 Operating System Operator's Procedures (GC28-6692), Operator's Library OS/VS2 Reference (GC38-0210), and in their prerequisite and recommended publications.

Manual, 204 pages

360, 370//36/OASP//

GH20-1290

ASYMMETRIC MULTIPROCESSING SYSTEM: MESSAGES & CODES MANUAL,  
PROGRAM NUMBER 360A-CX-15X

This manual describes the messages and codes unique to the ASP system. It is designed to provide a reference for use by both the operator and the system programmer. Certain OS messages have been modified by ASP and those messages are contained in this manual.

Manual, 202 pages  
360, 370//36/OASP//

GH20-1291

ASYMMETRIC MULTIPROCESSING SYSTEM - APPLICATION PROGRAMMER'S  
MANUAL - PROGRAM NUMBER 360A-CX-15X

This manual contains information concerning system concepts programming considerations, control cards, deck setup, and output. OS is the primary operating system used for ASP; therefore, to avoid repetition of documentation, the material in this manual has been prepared on the assumption that the programmer is familiar with OS programming and has previously read the ASP Version 3 General Information Manual GH20-1173.

Manual, 75 pages  
360, 370//36/OASP//

GH20-1292

IBM S/360 AND S/370 ASP VERSION 3 ASYMMETRIC MULTIPROCESSING  
SYSTEM - SYSTEM PROGRAMMER'S MANUAL - PROGRAM NUMBER  
360A-CX-15X

The ASP system is a multiprocessing operating system that provides a compatible extension to the Operating System (OS). Designed for the user with a large computer job-shop environment, ASP provides increased automation of the computing operation. The ASP system functions as a programmed operator of OS. It provides advanced scheduling facilities for optimizing total installation production.

This manual contains information on how to generate the ASP system from the distributed tape and how to customize the ASP system to fill the needs of each specific installation. It also provides a functional description of the ASP program and its many parts.

Manual, 368 pages  
360, 370//36/OASP//

SH20-1296

FASTER LANGUAGE FACILITY PROGRAM REFERENCE MANUAL AND  
OPERATIONS GUIDE PROG. NOS. 5740-XX1 (CICS/OS/VS), 5746-XX3  
(CICS/DOS/VS)

The FASTER Language Facility is a feature of CICS/DOS/VS and CICS/OS/VS which makes possible the running of most FASTER Transaction Processing Descriptions (TPDs) under CICS/VS. The feature consists of a set of language macros and processing routines designed as a migration aid for users of the five FASTER systems. All language macros present in the FASTER programs are present in the FASTER Language Facility.

This manual provides a detailed description of the language facility's functions and capabilities. In addition it describes the coding of macro instructions and how to implement, test, and maintain the FASTER Language Facility.

Manual, 156 pages  
////5740-XX1, 5746-XX3

SH20-1303

DBPROTOTYPE PROGRAM DESCRIPTION/OPERATIONS MANUAL - IUP  
NUMBER 5796-PBB

This manual describes how to use and install the six DBPROTOTYPE programs.

Manual, 162 pages  
////5796-PBB

SH20-1304

PROGRAMMING LANGUAGE FOR IMS - PLIMS PROGRAM  
DESCRIPTION/OPERATIONS MANUAL - IUP NUMBER 5796-PBF

PLIMS, a macro language extension of PL/I, is a programming aid designed to reduce the programming effort required to produce IMS batch and/or teleprocessing applications. Many teleprocessing functions have been preprogrammed so all the programmer has to do is code the corresponding PLIMS statement. This statement is expanded during PL/I, preprocessing into source statements customized to the application's program specification block (PSB). This manual describes the compilation of a PLIMS program, and the PLIMS statements, program variables, operates and attributes, and control parameters which affect compilation.

Manual, 68 pages  
////5796-PBF

SH20-1305

IMSMAP - DATA BASE MAPPING PROGRAMS - PROGRAM DESCRIPTION/  
OPERATIONS MANUAL - IUP NUMBER 5796-PBC

The IMSMAP - Data Base Mapping Programs are DBMAP and PSBMAP. DBMAP builds and prints maps of IMS physical and logical data bases; PSBMAP builds and prints maps of IMS physical and logical data bases associated with program specification blocks. This manual describes the programs, their installation into the user's system, required JCL, map formats, several examples of each program, and the error



messages.  
Manual, 14 pages  
/////5796-PBC

batch programs for online use, can proceed while still in the batch only test/development mode.  
Manual, 55 pages  
/////5796-PBD

## SH20-1306

BTS (BATCH TERMINAL SIMULATOR) PROGRAM DESCRIPTION/OPERATIONS MANUAL - IUP NUMBER 5796-PBD  
The Batch Terminal Simulator (BTS) is a batch-oriented program designed to simulate IMS/360 with regard to the execution of application programs, both batch and teleprocessing. The facilities inherent in the BTS design philosophy provide the user with a comprehensive means of checking and debugging:

- o Application program logic
- o IBM/360 interfaces
- o Teleprocessing activity
- o Data base interaction

In addition, BTS provides a number of debugging aids and application performance impact statistics.

This publication provides a general description of BTS, and describes in detail the program's functional abilities and how to use them. The publication also includes explanations of BTS messages, and describes the BTS output listing.  
Manual, 68 pages  
/////5796-PBD

## SH20-1307

TEST IMS UTILITIES PROGRAM DESCRIPTION/OPERATIONS MANUAL IUP NUMBER 5796-PBE  
The test IMS utilities include programs to create a test data base, compare an old and a new version of the same data base, list one or more records from a data base, and create an unloaded version of the data base. An integral part of the operation of the utilities is the segment description module, which contains a physical description of each field in every segment of a data base. This manual describes the operation and use of the utilities and the generation, format, and use of the segment description module. In addition, installation guidelines are provided, including test cases for all the utilities.  
Manual, 120 pages  
/////5796-PBE

## SH20-1358

S/370 CICS ON LINE TEST/DEBUG CON EDISON - IUP 5796-AEF DESCRIPTION/OPERATIONS  
CICS On-Line Test/Debug provides the programmer with the facilities to test and debug application programs or user files while CICS is operating by entering command statements via a 3270 Information Display System. The features include the ability to display any location in main memory of the machine, alter any location within the CICS job step boundaries, stop the execution of a specific CICS task at a specific address within an application program, display and alter storage records on any data set available to the CICS job step, immediately update changes made to storage records on file, and open or close files on-line. In effect, this program provides a programmer with access to a 3270 the ability to "console debug" programs without interrupting the normal operation of your installation.  
Manual, 72 pages  
/////5796-AEF

## SH20-1359

S/370 CICS/COBOL CALL INTERFACE NATIONAL BANK OF DETROIT 5796-AEG DESCRIPTION/OPERATIONS  
Current users of the Customer Information Control System (CICS) who are writing application programs in ANS COBOL usually with Assembler Language macros in the middle of their application programs. This procedure requires the use of the CICS Preprocessor Program and two compilations of the program, one for the Assembler Language macros and one for the COBOL.  
This program provides a COBOL/CICS interface technique which eliminates the use of the CICS Preprocessor Program and makes the writing and debugging of ANS COBOL/CICS application programs considerably easier. The system consists of 12 modules, one for each of the CICS management functions, and a Resident Interface Module. When the COBOL application programmer requires a CICS service, rather than write an Assembler Language macro, he simply codes a predefined COBOL CALL statement passing a list of parameters depending upon the service requested. The test CICS macro is then issued in the subsequently called CICS Service Handler and control is returned to the requesting COBOL program upon completion of the CICS service.  
Manual, 178 pages  
/////5796-AEG

## SH20-1360

3270 FORMATTING FEATURE FOR BATCH TERMINAL SIMULATOR (BTS) IUP 5796-PBD DESCRIPTION/OPERATIONS  
The 3270 Formatting Feature is an expansion of the Batch Terminal Simulator IUP (5796-PBD); which is described in Availability Notice G320-1523. BTS allows IMS batch, batch message and message processing programs to be tested without having teleprocessing hardware installed. The addition of the 3270 Formatting Feature provides the ability to test applications using the IMS Message Formatting Service (MFS) without the use of 3270 hardware. This means that development of new online applications, or conversion of

## SH20-1361

TEST DATA GENERATOR: IUP 5796-PBP DESCRIPTION/OPERATIONS  
Test Data Generator constructs data used in testing an application program. The user describes the characteristics of the data and supplies the "seed" for a random number generator; the program constructs test files containing randomly generated data and optionally gives the user a listing of what was generated. The use of Test Data Generator to create data for testing the logic of application programs should provide savings by not having to prepare test data manually, thus reducing programming time and eliminating the heavy volume of keypunching normally required to establish test files. It should also provide less biased data for the actual test. Frequently, it can eliminate or postpone the writing and testing of data file load programs.

This manual is intended for use by an application programmer who desires to use the Test Data Generator to construct test files for his program. A general knowledge of System/360 and System/370 concepts is assumed, as well as knowledge of the job control language.  
Manual, 180 pages  
/////5796-PBP

## SH20-1368

DATA COMMUNICATION ANALYZER (DCANALYZER) IUP 5796-PCA DESCRIPTION/OPERATIONS  
The Data Communication Analyzer (DCANALYZER) program is designed to assist the user in evaluating design alternatives for IMS data base/data communications systems. It produces relative data on service times and throughput of transactions processed on iterative runs of DCANALYZER under varying design combinations. The user can analyze and compare this data to select the design best suited to his needs.  
This manual discusses the capabilities of DCANALYZER, defines the operating instructions, and lists error messages. In addition, it provides installation guidelines and sample problems. This manual is both a system description and operations reference document.  
Manual, 63 pages  
/////5796-PCA

## SH20-1390

3270 SCREEN IMAGE PROCESSOR FOR IMS AND IMS/VS - IUP 5796-AFC, DESCRIPTION/OPERATIONS  
The Screen Image Preprocessor is a productivity aid which simplifies the design and implementation of IMS/3270 applications. Each 3270 screen format added to an IMS system necessitates the preparation of many detailed control statements as input to the Message Format Language Utility. Using a single control statement and only one card image for each line to be represented on the screen, the Preprocessor generates the required IMS input statements. Each line of the screen image is coded exactly as it is to appear on the 3270 screen. Field control information (attribute bytes), position at the beginning of each field, must also be coded to specify the desired field types. The Preprocessor output includes a printed representation of the screen layout in addition to generated control statements which may be printed or passed to the Utility.  
Manual  
/////5796-AFC

## GH20-1403

IBM SYSTEM/360 AND SYSTEM/370 ASP VERSION 3 ASYMMETRIC MULTIPROCESSING SYSTEM LOGIC MANUAL - PROGRAM NUMBER 360A-CX-15X  
The ASP System is a multiprocessing operating system that provides a compatible extension to the Operating System (OS). Designed for the user with a large computer job-shop environment, ASP provides increased automation of the computing operation. The ASP system functions as a programmed operator of OS. It provides advanced scheduling facilities for optimizing total installation production.  
This manual describes the logic of ASP. It is designed for those who maintain and modify the ASP system.  
Manual  
360, 370//36/OASP//

## SH20-1456

DISPLAY MANAGEMENT SYSTEM II (DMS II) OS/VS OPERATIONS GUIDE PROGRAM NUMBER 5734-XC4  
The Display Management System II is a set of programs designed to simplify the implementation of online data processing systems. This manual is intended for operations personnel concerned with the operation of the program product. It contains sufficient information to allow the user to generate and incorporate the Display Management System II into a system for subsequent execution under control of the IBM Customer Information Control System. Information is included for system maintenance and terminal operation. Error messages are included.  
Manual, 64 pages  
/////5734-XC4

SH20-1457

DISPLAY MANAGEMENT SYSTEM II (DMS II) OS/VS PROGRAM REFERENCE MANUAL - PROGRAM NUMBER 5734-XC4

The Display Management System II is a set of programs designed to simplify the implementation of online data processing systems. The display management, file management, and message handling capabilities of DMS II make it possible to implement many new existing applications in an online environment with little or no user programming.

The manual is intended for system analysts and programmers responsible for installing and using the system. The purpose of the manual is to provide sufficient information to enable the user to understand the functions of the system, the programs constituting the system, and the effort required for successful installation.

Manual, 224 pages  
 ////5734-XC4

SH20-1460

APL SHARED VARIABLES (APLSV) USER'S GUIDE (PRPO WE1191) PROG. NO. 5799-AJF

This publication describes the APL Shared Variable system (APLSV), an interactive programming system that executes statements and commands written in the APL language. (APL Shared Variables is available as Programming RPQ WE1191). This publication also describes the TSIO auxiliary processor which allows an APL user to perform input and output operations to disks, magnetic tapes, line printers, and other devices. The information in this publication is intended to supplement APL Language (Programming RPQ's WE1191 and MF2608) GC26-3847, which is required for full understanding of the use and facilities of APLSV. This publication is intended for all APLSV users.

Manual, 60 pages  
 ////5799-AJF

SH20-1461

APL SHARED VARIABLES (APLSV) PROGRAMMING RPQ WE1191 OPERATIONS GUIDE - PROGRAM NUMBER 5799-AJF

This manual contains the information necessary to install, operate and maintain APLSV and TSIO. TSIO is an IBM supplied auxiliary processor which provides access to Operating System data sets from APLSV terminals. The use of TSIO is optional.

The programming RPQ described in this manual and all licensed materials available for it, are provided by IBM on a special quotation basis only, under the terms of the License Agreement for IBM Program Products. Your local IBM branch office can advise you regarding the special quotation and ordering procedures.

Manual, 198 pages  
 ////5799-AJF

GH20-1502

FASTER LANGUAGE FACILITY FOR THE CUSTOMER INFORMATION CONTROL SYSTEM (CICS/VS) GENERAL INFORMATION MANUAL, PROG. PROD. 5740-XX1 & 5746-XX3

The FASTER Language Facility is a feature of CICS/DOS/VS and CICS/OS/VS which makes it possible to run many FASTER Transaction Processing Descriptions (TPDs) under CICS/VS.

The feature consists of a set of language macros and processing routines designed as a conversion aid for users of the five FASTER systems. All language processing macros present in the FASTER programs are present in the FASTER Language Facility.

The FASTER Language Facility design utilizes CICS/VS facilities wherever possible (example: CICS/VS paging and terminal device independent routines), thus allowing the user to take advantage of CICS/VS functions.

This manual is intended for persons interest in a general description of the FASTER Language Facility and its capabilities.

Manual, 20 pages  
 ////5740-XX1, 5746-XX3

GH20-1514

FASTER TO CICS/VS MIGRATION TECHNIQUES GUIDE

This publication is designed to assist current users of FASTER in converting to CICS/OS/VS or CICS/DOS/VS with or without use of the FASTER Language Facility feature of CICS/VS. It provides information for programmers, analysts, and others seeking conversion programming assistance.

Manual, 44 pages  
 SLSS - ORDER NO. SUBSCRIPTION ONLY

SH20-1539

IMSMAP/VS - IUP 5796-PCY, DESCRIPTION/OPERATIONS

The Installed User Program IMSMAP/VS is a documentation aid which produces pictorial representations of data base structures. These maps, which are produced on a line printer, graphically represent the many characteristics of an IMS/VS data base. In addition to producing maps, IMSMAP/VS can print a detailed report describing the characteristics of each data base description (DBD).

IMSMAP/VS is an extension of the currently available IUP, IMSMAP (5796-PBC). IMSMAP is a prerequisite for IMSMAP/VS. IMSMAP/VS provides both support for IMS/VS data bases and additional features not available in the original IMSMAP IUP.

Manual  
 ////5796-PCY

SH20-1540

BTS/VS - IUP 5796-PCZ, DESCRIPTION/OPERATIONS

BTS/VS is a terminal simulator which allows IMS/VS application programs to be tested without the use of teleprocessing hardware or the IMS DC feature. Extensive de-bugging facilities enable the BTS/VS user to test batch applications, as well as those intended to run in a teleprocessing environment. BTS/VS provides information about each transaction and message as it progresses through the IMS/VS system.

The BTS IUP (5796-PBD) is a prerequisite for the use of BTS/VS. The 3270 Formatting Feature, offered as a feature of BTS, extends 3270 simulation capability to both BTS and to BTS/VS.

Manual  
 ////5796-PCZ

SH20-1541

TEST IMS/VS UTILITIES - IUP 5796-PDA, DESCRIPTION/OPERATIONS

This publication describes the IMS/VS support product for the Test IMS Utilities. The prerequisite for the use of this product is the Test IMS Utilities (Program Number 5796-PBE) and the associated Program Description/Operations Manual (SH20-1307).

The Test IMS Utilities include programs to create a test data base, compare an old and a new version of the same data base, list one or more records from a data base, create an unloaded version of the data base, and create a restructures. An integral part of the operation of the utilities is the segment description module, which contains a physical description of each field in every segment of a data base. This publication describes the operation and use of the utilities and generation, format, and use of the segment description module. In addition, installation guidelines are provided, including test cases for all the utilities. Appendices provide descriptions of the segment format facility, SDM block format, contents of TIMS.SAMPLE, unloaded data base record formats, control card formats and system flow, and instructions for the installation and use of the IMS/VS support product.

Manual, 26 pages  
 ////5796-PDA

SH20-1542

DOSMAP - DL/I DATA BASE MAPPING PROGRAMS 5796-PCW, DESCRIPTION/OPERATIONS

The DOSMAP-DL/I data base mapping programs are DBDMP and PSMAP. DBDMP builds and prints maps of DL/I data bases and descriptive reports of each data base. PSMAP builds and prints maps of DL/I data bases associated with program specification blocks. This manual describes the programs, their installation into the user's system, requires JCL, map formats, and includes examples of each program and the error messages.

Manual  
 ////5796-PCW

SH20-1552

JOB CONTROL LANGUAGE EDITOR - IUP 5796-PDC, DESCRIPTION/OPERATIONS

The Job Control Language Editor IUP brings to the user of OS/MFT/MVT/VS1/VS2 an easily used batch text editing capability for Job Control Language changes.

This manual describes the programs involved with instruction for their installation and use.

Manual, 24 pages  
 ////5796-PDC

SH20-1558

DOS DBDUMP UTILITY PROGRAM FOR VANDL/I AND DL/I - PROG. NO. 5796-APY DESCRIPTION/OPERATIONS

This Program Description/Operations Manual provides the user with sufficient information to understand, install and successfully use the program.

Reductions in the amount of personnel time required to test applications can provide significant benefits to data processing installations.

The DBDUMP utility reduces test time requirements by providing the facility to examine, alter, and modify data base records and segments used in both testing and production.

Manual, 18 pages  
 ////5796-APY

SH20-1564

3525 GENERAL PURPOSE UTILITIES - IUP 5796-AGE, DESCRIPTION/OPERATIONS

The 3525 General Purpose Utilities IUP takes advantage of the capabilities of the IBM 3525 card punch, which when equipped with special features, can read and/or print as well as punch 80-column cards in a single pass. The major functions include interpret, print any data on any card, ledger update, reproduce, gangpunch and resequence. Most industries may have applications which can utilize this IUP.

This Program Description/Operations Manual provides the user with sufficient information to understand, install and successfully use the program.

Manual  
 ////5796-AGE



SH20-1568

AUDIT SOURCE CODE COMPARE OS/VS - IUP 5796-PDH, DESCRIPTION/OPERATIONS

Audit - Source Code Compare for S/370 OS/VS is an IUP which analyzes the differences between two versions of a program's source code. The variations detected by this audit/control tool are highlighted on a message listing which, in turn, becomes a vehicle the user can use to verify that only authorized changes are made to the installation's sensitive programs. The Audit-Source Code Compare program has been used by the IBM Corporation Information Systems Department audit-control groups as a tool to assure that only authorized changes are made to the installation's programs. This program may be executed under any S/370 VSI or VS2 system. Minimum system configuration is a S/370 M135, 64K partition, card reader, printer and 3330.

This Program Description/Operations Manual provides the user with sufficient information to understand, install and successfully use the program.

Manual  
 ////5796-PDH

SH20-1572

DISPLAY MANAGEMENT SYSTEM II DOS/VS (DMS II) OPERATIONS GUIDE, PROG. NO. 5736-XC4

This manual contains information to enable the user to generate and incorporate into his system the IBM Display Management System II for execution under control of IBM's Customer Information Control System (CICS) DOS/VS. Information is included for system maintenance and terminal operation. All offline and online messages are described. The intended audience is the programming and operations staff.

Manual, 103 pages  
 ////5736-XC4

SH20-1573

DISPLAY MANAGEMENT SYSTEM II -- DOS/VS (DMS II) PROGRAM REFERENCE MANUAL, PROG. PROD. 5736-XC4

DMS II DOS/VS is a set of programs to simplify the implementation of online operations using the 3270 information Display System. Application specification is simplified by means of DMS II forms. Preprogrammed facilities are provided to perform paging and panel selection, file operations and message routing. This manual is intended primarily for panel designers and programmers setting up applications under DMS II. It contains a general description of DMS II functions and features, followed by reference material describing system use.

Manual, 258 pages  
 ////5736-XC4

GH20-1574

DOS/VS REMOTE JOB ENTRY WORKSTATION PROGRAM (PROGRAMMING RPQ WF0358) GENERAL INFORMATION MANUAL, PROG. NO. 5799-WHX  
 This publication, a general description of the DOS/VS Remote Job Entry Workstation Program, is intended primarily as an aid in evaluating the program and may also serve as a guide in planning the implementation of a DOS/VS workstation.

After listing the program's advantages, the manual presents an overview of the program, then discusses its structure and functions, the operation of the workstation, and finally the generation and installation of the program.

Manual, 26 pages  
 ////5799-WHX

SH20-1589

DOS/VS REMOTE JOB ENTRY WORKSTATION PROGRAM - PROGRAMMING RPQ WF0358 OPERATION & INSTALLATION GUIDE, PROG. NO. 5799-WHX

This publication describes the operation and installation of the DOS/VS Remote Job Entry Workstation Program. It is intended for use by the system programmer responsible for installing and maintaining the system and by the operator at the workstation computer.

The manual explains the use of commands to control processing and lists the messages produced by the program. It also defines the generation parameters and describes how to install and generate the program.

Manual, 96 pages  
 ////5799-WHX

SH20-1590

DOS/VS REMOTE JOB ENTRY WORKSTATION PROGRAM (PROGRAMMING RPQWF0358) REFERENCE - PROG. NO. 5799-WHX

This publication defines and describes the facilities provided by the DOS/VS Remote Job Entry Workstation Program and contains the information necessary to plan for utilization and installation. It is intended for use by the system programmer responsible for installing and maintaining the system. Additional information on the operation and use of the DOS/VS Remote Job Entry Workstation Program is directed to computer data center personnel responsible for operation planning.

The manual describes the program, explains the internal structure in terms of functions provided, and discusses the operating procedures. It also describes the device support, storage and programming system requirements, and performance considerations.

Manual, 76 pages  
 ////5799-WHX

SH20-1592

DOS/VS REMOTE JOB ENTRY WORKSTATION PROGRAM, LOGIC, PROGRAMMING RPQ WF0358, PROG. NO. 5799-WHX

This publication describes the functions of the DOS/VS Remote Job Entry Workstation Program and its relationship to DOS/VS and to the operating system used at the central computer. It is intended primarily for use in maintaining the program.

The manual contains diagrams and supplementary text describing the functional organization of the program, and outlines the key functions of each program module. It also provides a directory to the program code, defines the format of control bytes, and contains information for diagnostic purposes.

Manual, 244 pages  
 ////5799-WHX

GH20-1597

EXTENDED TELECOMMUNICATIONS MODULES FOR CICS/DOS/VS: GENERAL INFORMATION MANUAL, PROG. PROD. 5746-XXB

This manual provides information on the Entry Telecommunications Access Method, which provides linkage between CICS/DOS/VS 1.0.1 and a telecommunications network for DOS Release 30. The basic function is to establish and support a data flow between a CICS/DOS/VS application and a corresponding user application for the IBM 3600 Finance Communication System (excluding 3614).

Manual  
 ////5746-XXB

SH20-1606

VM/370 SYSTEM FOR ONLINE TAPE AND DISK LIBRARIES - IUP 5796-AGN, DESCRIPTION/OPERATIONS

The VM/370 System for Tape and Disk Libraries is an IUP for the control of user tape and disk libraries. It works online under CMS with commands to control the assignment and accounting for user volumes. The system operator can add, delete, and modify a record associated with a particular mountable volume. It can make a large pool of tapes and disks accessible to a large number of time sharing users by providing the storage location and accounting information available online. The benefits are improved data security, quicker location of volumes, quicker response to mount commands, automatic bookkeeping and improved system control.

This Program Description/Operations Manual provides the user with sufficient information to understand, install and successfully use the program.

Manual  
 ////5796-AGN

SH20-1618

PEOPLES GAS LIGHT AND COKE COMPANY SMF GRAPHICAL ANALYSIS IUP 5796-APP, DESCRIPTION/OPERATIONS

This manual describes the function, capabilities and system requirements of the SMF Graphical Analysis Program. Its purpose is to provide sufficient information to enable the reader to determine the applicability and value of the program for his use.

Manual, 28 pages  
 ////5796-APP

GH20-1628

A GUIDE TO TESTING IN A COMPLEX SYSTEM ENVIRONMENT

This document describes the methods, techniques and programs necessary to test in a complex environment. It also gives a description of the various testing environments and of the testing methods to be used in each environment.

It is intended both as an introduction to testing for executives and managers, and as an in-depth treatise for those responsible for setting up and executing the tests.

Manual, 90 pages  
 SLSS - ORDER NO. SUBSCRIPTION ONLY

GH20-1638

TSO - 3270 STRUCTURED PROGRAMMING FACILITY (SPF), GENERAL INFORMATION - PROGRAM NO. 5740-XT2

The Structured Programming Facility (SPF) is a programming development tool designed to increase productivity in the TSO environment. It supports any VS2-TSO user who has a 24-line IBM 3270 display terminal equipped with a full EBCDIC keyboard, including 1.2 program function keys. It increases programmer productivity through:

- o display presentations which prompt the user and simplify command/data entry
- o time-saving use of program function keys for commonly performed operations
- o features that facilitate structured programming in a TSO environment

This manual provides an overview and functional description of SPF.

Manual, 24 pages  
 ////5740-XT2

GH20-1639

DB/DC DRIVER SYSTEM: GENERAL INFORMATION MANUAL, PROG. PROD. 5740-XXA

This manual is intended primarily to define the scope of applicability of the DB/DC Driver System for customer executives, system analysts, and programmers. It describes the facilities of the DB/DC Driver System and includes a general discussion of the DB/DC Driver System system

configuration, terminal processing, system structure and control, and system support and maintenance facilities, as provided within the DB/DC Driver System Program Product.

The DB/DC Driver System provides tools for testing and driving data base/data communications application programs. It is terminal oriented, thereby permitting the online development of test cases. A special language is provided to aid in the creation of test cases; a terminal command language is provided to permit modification of test cases as well as library management operations. In addition, offline utilities can be used to build the DB/DC Driver System, initialize it, and manipulate the driver system data base. Manual, 30 pages  
 /////5740-XXA

GH20-4046

APL/360 DOS SPECIFICATIONS, PROG. NO. 5736-XX6  
 The Program Product Specifications (PPS) describe the warranted specifications of the subject Program Product. Specification sheet, 2 pages  
 360,370//22/DOS//

GH20-4047

APL/360 OS SPECIFICATIONS - PROGRAM PRODUCT 5734-XX6  
 The Program Product Specifications (PPS) describe the warranted specifications of the subject Program Product. Specification sheet, 1 page  
 360,370//22/OS,OTSO,OASP,CALL//

GH20-4106

INFORMATION MANAGEMENT SYSTEM/360 (IMS/360) VERSION 2 SPECIFICATIONS - PROGRAM PRODUCT 5734-XX6  
 The Program Product Specifications (PPS) describe the warranted specifications of the subject Program Product. Specification sheet, 6 pages  
 /////5734-XX6

GH20-4124

GENERALIZED INFORMATION SYSTEM, VERSION 2 (GIS/2) SPECIFICATIONS SHEET PROGRAM NUMBER 5734-XX1  
 The Program Product Specifications (PPS) describe the warranted specifications of the subject Program Product. Specifications Sheet, 4 pages  
 /////5734-XX1

GH20-4131

CICS/DOS ENTRY, PROG. PROD. 5736-XX6 SPECIFICATIONS  
 The Program Product Specifications (PPS) describe the warranted specifications of the subject Program Product. Specification sheets, 4 pages  
 /////5736-XX6

GH20-4134

CICS/DOS STANDARD, PROG. PROD. 5736-XX7 SPECIFICATIONS  
 The Program Product Specifications (PPS) describe the warranted specifications of the subject Program Product. Specification Sheet, 4 pages  
 /////5736-XX7

GH20-4139

STAT/BASIC, PROG. PROD. 5734-XX3 SPECIFICATIONS  
 The Program Product Specifications (PPS) describe the warranted specifications of the subject Program Product. Specification Sheet, 2 pages  
 /////5734-XX3

GH20-4140

CUSTOMER INFORMATION CONTROL SYSTEM/OS - STANDARD V2 (CICS/OS - STANDARD V2) SPECIFICATIONS - PROGRAM PRODUCT 5734-XX7  
 The Program Product Specifications (PPS) describe the warranted specifications of the subject Program Product. Specification sheet, 6 pages  
 /////5734-XX7

GH20-4170

GENERALIZED INFORMATION SYSTEM, VERSION 2 (GIS/2) DESIGN OBJECTIVES - PROGRAM NUMBER 5734-XX1  
 The Program Product Design Objectives (PPDO) describe the design objectives and provide the estimated availability date of the subject Program Product. Design Objectives Sheet, 4 pages  
 /////5734-XX1

GH20-4256

FASTER LANGUAGE FACILITY FOR CICS/DOS/VS 5746-XX3) AND FOR CICS/OS/VS (5740-XX1): PROG. PROD. DESIGN OBJECTIVES  
 The Program Product Design Objectives (PPDO) describe the design objectives and provide the estimated availability date of the subject Program Product. Program Product Design Objective Sheet, 2 pages  
 /////5740-XX1,5746-XX3

GH20-4267

INFORMATION MANAGEMENT SYSTEM/VIRTUAL STORAGE (IMS/VS) VERSION 1 MODIFICATION LEVEL 1 DESIGN OBJECTIVES  
PROG. NO. 5740-XX2  
 The Program Product Design Objectives (PPDO) describe the design objectives and provide the estimated availability date of the subject Program Product. Program Product Design Objective Sheet, 8 pages  
 /////5740-XX2

GH20-4270

IBM SYSTEM/370 DATA LANGUAGE/I ENTRY DOS/VS (DI/I ENTRY DOS/VS), PROG. PROD. 5746-XX7 DESIGN OBJECTIVES  
 This Program Product Design Objectives (PPDO) describes the design objectives and provides the estimated availability date of the subject Program Product. Program Product Design Objective Sheet, 2 pages  
 /////5746-XX7

GH20-4279

TSO-3270 STRUCTURED PROGRAMMING FACILITY - PROG. NO. 5740-XT2, DESIGN OBJECTIVES  
 This Program Product Design Objectives (PPDO) describes the design objectives and provides the estimated availability date of the subject Program Product. FLYER, 4 pages  
 /////5740-XT2

GH20-4281

THE DATA BASE/DATA COMMUNICATION DRIVER SYSTEM PROG. PROD. 5740-XXA, DESIGN OBJECTIVES  
 This Program Product Design Objectives (PPDO) describes the design objectives and provides the estimated availability date of the subject Program Product. Flyer, 4 pages  
 /////5740-XXA

GH20-4283

DATA BASE DESIGN AID (DBDA) DESIGN OBJECTIVES - PROG. NO. 5748-XX4  
 This Program Product Design Objectives (PPDO) describes the design objectives and provides the estimated availability date of the subject Program Product. Flyer, 6 pages  
 /////5748-XX4

GH20-4285

EXTENDED TELECOMMUNICATION MODULES FEATURES OF CICS/DOS/VS - PROG. NO. 5746-XXB, DESIGN OBJECTIVES  
 This Program Product Design Objectives (PPDO) describes the design objectives and provides the estimated availability date of the subject Program Product. Flyer, 4 pages  
 /////5746-XXB

GH20-4308

MATH/BASIC FOR SYSTEM/3 MODEL 6, ITF (OS, DOS, TSO), AND VM/370-CMS: SPECIFICATIONS, PROG. NOS. 5703-XX2 AND 5734-XX8  
 The Program Product Specifications (PPS) describe the warranted specifications of the subject Program Product. Specification sheet, 2 pages  
 /////5703-XX2,5734-XX8

GH20-4316

INTERACTIVE QUERY FACILITY (IQF) FOR IMS (5734-XX6) AND IMS/VS (5740-XX2): PROG. PROD. SPECIFICATIONS  
 The Program Product Specifications (PPS) describe the warranted specifications of the subject Program Product. I6525  
 Specification Sheet, 2 pages  
 /////5734-XX6,5740-XX2

GH20-4320

VANCOUVER DATA LANGUAGE-ONE (VANDL-1) SPECIFICATIONS - PROGRAM NO. 5799-AEY  
 This specification sheet describes the warranted specifications of the PRPQ. PRPQ Specification Sheet, 4 pages  
 /////5799-AEY

GH20-4324

IBM TELECOMMUNICATIONS CONTROL SYSTEM (TCS) SPECIFICATIONS PROGRAM PRODUCT 5734-F31  
 The Program Product Specifications (PPS) describe the warranted specifications of the subject Program Product. Flyer, 4 pages  
 360,370/TP/30/OS,OTSO,OASP,CALL//

GH20-4326

BUSINESS ANALYSIS/BASIC FOR SYSTEM/3 MODEL 6, ITF (OS, DOS, TSO), AND VM/370-CMS: SPECIFICATIONS, PROG. NOS. 5703-XX3 AND 5734-XXB  
 The Program Product Specifications (PPS) describe the warranted specifications of the subject Program Product. Specification sheet, 2 pages  
 /////5703-XX3,5734-XXB

- GH20-4344  
DISPLAY MANAGEMENT SYSTEM II (DMS II OS/VS) SPECIFICATIONS PROGRAM PRODUCT 5734-XC4  
The Program Product Specifications (PPS) describe the warranted specifications of the subject Program Product. Specification Sheet, 2 pages  
/////5734-XC4
- GH20-4347  
APL SHARED VARIABLES (APLSV) - PROGRAM NO. 5799-AJF (PRPO NUMBER WE1191) - SPECIFICATIONS SHEET  
The Program Product Specifications (PPS) describe the warranted specifications of the subject Program Product. Specification Sheet, 8 pages  
/////5799-AJF
- GH20-4350  
DL/I DOS/VS, PROG. PROD. 5746-XX1 SPECIFICATIONS, VERSION 1 MOD 1  
The Program Product Specifications (PPS) describe the warranted specifications of the subject Program Product. Program Product Specifications Sheet, 2 pages  
/////5746-XX1
- GH20-4354  
CUSTOMER INFORMATION CONTROL SYSTEM OS/VS PROGRAM PRODUCT (5740-XX1) SPECIFICATIONS (VERSION 1, MODIFICATION LEVEL 0)  
The Program Product Specifications (PPS) describe the warranted specifications of the subject Program Product. Specification Sheet, 8 pages  
/////5740-XX1
- GH20-4355  
INFORMATION MANAGEMENT SYSTEM VIRTUAL STORAGE (IMS/VS) SPECIFICATIONS VERSION 1 MODIFICATION LEVEL 0 PROG. NO. 5740-XX2  
The Program Product Specifications (PPS) describe the warranted specifications of the subject Program Product. Program Product Specification Sheet, 8 pages  
/////5740-XX2
- GH20-4359  
CUSTOMER INFORMATION CONTROL SYSTEM/DOS/VS VERSION 1, MODIFICATION LEVEL 0, SPECIFICATIONS PROGRAM PRODUCT 5746-XX3  
The Program Product Specifications (PPS) describe the warranted specifications of the subject Program Product. Specification sheet, 8 pages  
/////5746-XX3
- GH20-4366  
DISPLAY MANAGEMENT SYSTEM II (DMS II DOS/VS) PROGRAM PRODUCT 5736-XC4 SPECIFICATIONS  
The Program Product Specifications (PPS) describe the warranted specifications of the subject Program Product. Program Product Specification Sheet, 4 pages  
/////5736-XC4
- GH20-4367  
GENERALIZED INFORMATION SYSTEM/VIRTUAL STORAGE (GIS/VS) PROG. PROD. 5740-XX7 SPECIFICATIONS  
This Program Product Specifications (PPS) describes the warranted specifications of the subject Program Product. Program Product Specification Sheet, 4 pages  
/////5740-XX7
- GH20-4370  
APL/CMS SPECIFICATIONS - PROG. NO. 5799-ALK, PRPO MF2608  
This Program Product Specifications (PPS) describes the warranted specifications of the subject Program Product. Flyer, 4 pages  
/////5799-ALK
- GH20-4373  
FASTER LANGUAGE FACILITY SPECIFICATIONS: FOR CICS/DOS/VS PROG. NO. 5746-XX3; FOR CICS/OS/VS PROG. NO. 5740-XX1  
This Program Product Specifications (PPS) describes the warranted specifications of the subject Program Product. Flyer, 2 pages  
/////5740-XX1, 5746-XX3
- GH20-4374  
DOS/VS REMOTE JOB ENTRY WORKSTATION PROGRAM (PROGRAMMING RPO WFO358) - PROGRAM NUMBER 5799-WHX, SPECIFICATIONS  
This Program Product Specifications (PPS) describes the warranted specifications of the subject Program Product. Specification sheet, 4 pages  
/////5799-WHX
- GH20-4376  
3333/3330 DISK STORAGE SERIES MODEL 11 SUPPORT FOR DOS/VS PROGRAM NUMBER 5799-WHZ PRPO EF4346  
This Program Product Specifications (PPS) describes the warranted specifications of the subject Program Product.
- Flyer, 1 page  
/////5799-WHZ
- GH20-4380  
IBM SYSTEM/370 DATA LANGUAGE/I ENTRY DOS/VS (DL/I-ENTRY DOS/VS), SPECIFICATIONS - PROG. PROD. 5746-XX7  
This Program Product Specifications (PPS) describes the warranted specifications of the subject Program Product. Flyer, 2 pages  
/////5746-XX7
- GH20-9001  
CICS/VS CONVERSION PLANNING GUIDE PROG. NOS. 5740-XX1, 5746-XX3  
This publication provides guidelines for current users of CICS who plan to convert to the two IBM Virtual Storage (VS) program products: CICS/OS/VS or CICS/DOS/VS. It also contains planning information for current CICS/VS Version 1, Modification Level 0 users and covers subsequent version and modification levels. Topics presented include the functions available with CICS/VS conversion to VS, and performance and storage considerations.  
The reader of this publication is referred to the following IBM publications:
- o DOS/VS Data Management Guide (GC33-5374)
  - o OS/VS Virtual Storage Access Method (VSAM) System Information (GC26-3835)
  - o OS/VS Virtual Storage Access Method (VSAM) Planning Guide (GC26-3799)
- Manual  
/////5740-XX1, 5746-XX3
- SH20-9002  
CUSTOMER INFORMATION CONTROL SYSTEM (CICS/VS) SYSTEM/APPLICATION DESIGN GUIDE PROG. NO. CICS/OS/VS 5740-XX1, CICS/DOS/VS 5746-XX3  
The IBM Customer Information Control System (CICS/VS) is a This publication provides guidelines for the system analyst and system administrator in the design of online applications under control of CICS/DOS/VS or CICS/OS/VS. Directed mainly toward the inexperienced CICS/VS user, it presents tutorial information followed by specific design techniques and application examples relevant to the various CICS/VS facilities. The following design topics are covered:
- o Introduction to System Design
  - o Program Design
  - o Data Communication Design
  - o Data Management design
  - o Data Base Design
  - o Advanced Features
  - o Performance Considerations
  - o Recovery Restart
  - o Testing and Integration
  - o Production Cutover and Follow-up Evaluation
  - o Application Design
- base/data communication interface between a System/370 operating system and user-written application programs. Applicable to most online systems, CICS/VS provides many of the facilities necessary for standard terminal applications: message switching, inquiry, data collection, order entry, and conversational data entry.  
CICS/VS is available in two systems one for DOS/VS users and one for OS/VS users. Because the CICS/DOS/VS system is compatible with the CICS/OS/VS system, it is possible to start with a small DOS/VS data base/data communication configuration and move up through DOS/VS into OS/VS.  
This manual is provided for persons who will design online applications to execute under control of CICS/VS. The process of online system design is presented in basically the same chronological sequence as would be experienced in real life. The various factors that should be considered at each step in the design process are Manual, 306 pages  
/////5740-XX1, 5746-XX3
- SH20-9003  
CUSTOMER INFORMATION CONTROL SYSTEM/VIRTUAL STORAGE (CICS/VS APPLICATION PROGRAMMER'S REFERENCE MANUAL PROG. NOS. 5740-XX1, 5746-XX3  
This publication contains the detailed information necessary for the design and preparation of application programs to execute under the CICS/DOS/VS and CICS/OS/VS program products. This manual presents both tutorial and reference material intended for use by application programmers, system programmers, system analysts, and system administrators. The format of the manual is designed to facilitate both the general and the detailed approach to application programming under CICS/VS. For further information concerning CICS/VS and related subjects discussed in this manual, the reader is referred to the publications listed in the Bibliography.  
data/base communication interface between a System/370 operating system and user-written application programs. Applicable to most online systems, CICS/VS provides many of the facilities necessary for standard terminal applications: message switching, inquiry, data collection, order entry, and conversational and batched data entry.  
CICS/VS is available in two systems-one for DOS/VS users and one for OS/VS users. Because the CICS/DOS/VS system is compatible with the CICS/OS/VS system, it is possible to

start with a small DOS/VS data base/data communication configuration and move up through DOS/VS into OS/VS.

This manual provides information of interest to persons defining, designing and preparing application programs to execute under CICS/VS  
 Technical Manual, 500 pages  
 ////5740-XX1,5746-XX3

SH20-9004

CUSTOMER INFORMATION CONTROL SYSTEM/VIRTUAL STORAGE (CICS/VS) SYSTEM PROGRAMMER'S REFERENCE MANUAL - PROGRAM NUMBERS 5740-XX1, 5746-XX3

This publication contains detailed information necessary to implement both the CICS/DOS/VS and CICS/OS/VS program products. This manual presents tutorial and reference information designed for system programmers and system analysts who have the responsibility to define, prepare, and administer and maintain CICS/VS management and service programs, and system control and service tables.

The publication should be used in conjunction with the appropriate CICS/VS Operations Guide (CICS/OS/VS and CICS/DOS/VS) when generating CICS/VS and when preparing the system tables describing the environment CICS/VS is to support.

application data base/data communication interface between a System/360 or System/370 operating system and user-written application programs. Applicable to most online systems, CICS provides many of the facilities necessary for standard terminal applications: message switching, inquiry, data collection, order entry, and conversational and batched data entry.

CICS/VS is available in three systems - two for DOS users and one for OS users. Because the two CICS/DOS systems are compatible with each other and with the CICS/OS system, it is possible to start with a small data base/data communication configuration and move up through DOS into OS.

This manual provides information essential for persons who have the responsibility to define, prepare, and administer  
 Manual  
 ////5740-XX1,5746-XX3

SH20-9005

CUSTOMER INFORMATION CONTROL SYSTEM/VIRTUAL STORAGE (CICS/VS) TERMINAL OPERATOR'S GUIDE PROGRAM NUMBERS (5740-XX1) AND (5746-XX3)

The IBM Customer Information Control System/Virtual Storage (CICS/VS) is a virtual storage transaction-oriented multiapplication data base/data communication interface between a System/370 operating system and user-written application programs. Applicable to most online systems, CICS/VS provides many of the facilities necessary for standard terminal applications: message switching, inquiry, data collection, order entry, and conversational and batched data entry.

CICS/VS is available in two systems-one for DOS/VS users and one for OS/VS users. Because the CICS/OS/VS system is compatible with the CICS/DOS/VS system, it is possible to start with a small DOS/VS data base/data communication configuration and move up through DOS/VS into OS/VS.

This manual describes the use of terminals with CICS/VS and is designed for single terminal operators, application programmers, system analysts, and system administrators.  
 Manual  
 ////5740-XX1,5746-XX3

SH20-9006

CUSTOMER INFORMATION CONTROL SYSTEM/VIRTUAL STORAGE (CICS/VS) SYSTEM ADMINISTRATOR'S GUIDE PROG. NO.'S 5740-XX1, 5746-XX3

The IBM Customer Information Control System/Virtual Storage (CICS/VS) is a virtual storage transaction-oriented multi-application data base/data communication interface between a System/370 operating system and user-written application programs. Applicable to most online systems, CICS/VS provides many of the facilities necessary for standard terminal applications: message switching, inquiry, data collection, order entry, and conversational and batched data entry.

CICS/VS is available in two systems-one for DOS/VS users and one for OS/VS users. Because the CICS/DOS/VS system is compatible with the CICS/OS/VS system, it is possible to start with a small DOS/VS data base/data communication configuration and move up through DOS/VS into OS/VS.

This manual describes system administration considerations for CICS/VS and is designed for system administrators, system analysts, and system programmers.  
 Manual, 86 pages  
 ////5740-XX1,5746-XX3

SH20-9008

CUSTOMER INFORMATION CONTROL SYSTEM/VIRTUAL STORAGE (CICS/VS) MESSAGES AND CODES MANUAL PROG. NOS. 5740-XX1, 5746-XX3

The IBM Customer Information Control System/Virtual Storage (CICS/VS) is a virtual storage transaction-oriented multiapplication data base/data communication interface between a System/370 operating system and user-written application programs. Applicable to most online systems, CICS/VS provides many of the facilities necessary for standard terminal applications: message switching, inquiry, data collection, order entry, and conversational and batched data entry.

CICS/VS is available in two systems-one for DOS/VS users

and one for OS/VS users. Because the CICS/DOS/VS system is compatible with the CICS/OS/VS system, it is possible to start with a small DOS/VS data base/data communication configuration and move up through DOS/VS into OS/VS.

This manual contains messages unique to CICS/VS and is designed for terminal operators, system programmers, and application programmers.  
 Manual, 104 pages  
 ////5740-XX1,5746-XX3

SH20-9011

CUSTOMER INFORMATION CONTROL SYSTEM/VIRTUAL STORAGE (OS) CICS/VS OPERATIONS GUIDE, PROG. NO. 5740-XX1

The IBM Customer Information Control System/Virtual Storage (CICS/VS) is a transaction-oriented multiapplication data base/data communication interface between a System/370 operating system and user-written application programs. Applicable to most online systems, CICS/VS provides many of the facilities necessary for standard terminal applications such as message switching, broadcasting, data collection, and order distribution.

CICS/VS is available in two systems-one for DOS/VS, users and one for OS/VS users. Because the CICS/DOS/VS system is compatible with the CICS/OS/VS system, it is possible to start with a small DOS/VS data base/data communication configuration and move up through DOS/VS into OS/VS.

This manual provides information of interest to persons responsible for the definition, preparation, and execution of CICS/VS. The information necessary to generate and operate CICS/VS is included.  
 Manual, 70 pages  
 ////5740-XX1

SH20-9012

CUSTOMER INFORMATION CONTROL SYSTEM/VIRTUAL STORAGE (CICS/VS) OPERATIONS GUIDE (DOS) PROG. NO. CICS/DOS/VS 5746-XX3

The IBM Customer Information Control System/Virtual Storage (CICS/VS) is a transaction oriented multiapplication data base/data communication interface between a System/370 operating system and user-written application programs. Applicable to most online systems, CICS/VS provides many of the facilities necessary for standard terminal applications such as message switching, broadcasting, data collection, and order distribution.

CICS/VS is available in two systems - one for DOS/VS users and one for OS/VS users. Because the CICS/DOS/VS system is compatible with the CICS/OS/VS system, it is possible to start with a small DOS/VS data base/data communication configuration and move up through DOS/VS into OS/VS.

This manual provides information of interest to persons responsible for the definition, preparation, and execution of CICS/VS. The information necessary to generate and operate CICS/DOS/VS is included.  
 Manual, 58 pages  
 ////5746-XX3

SH20-9025

INFORMATION MANAGEMENT SYSTEM/VIRTUAL STORAGE (IMS/VS) SYSTEM/APPLICATION DESIGN GUIDE, PROG. PROD. 5740-XX2

Provides information required by data base administrators, application planners, and systems programmers in designing Information Management System/Virtual Storage (IMS/VS) Data Base and Data Base/Data Communication Systems. Included are descriptions of data base and data communication concepts and the facilities available in designing an IMS/VS system. Also included is a chapter for determining IMS/VS storage requirements and the access methods used by IMS/VS.

Prerequisite Publication: Information Manual GH20-1260  
 Manual  
 ////5740-XX2

SH20-9026

INFORMATION MANAGEMENT SYSTEM/VIRTUAL STORAGE (IMS/VS) APPLICATION PROGRAMMING REFERENCE MANUAL PROG. NO. 5740-XX2

Information Management System/Virtual Storage (IMS/VS) is a processing program (control system) designed to facilitate the implementation of medium to large common data bases in a multiapplication environment. This environment is created to accommodate both online message processing and conventional batch processing, either separately or concurrently. The system permits the evolutionary expansion of data processing applications from a batch-only to a teleprocessing environment.

This manual is a guide for the application analyst or system analyst. Its contents will assist him in the design of an IMS/VS system as well as in the design of the application systems which will run under IMS/VS.  
 Manual, 218 pages  
 ////5740-XX2

SH20-9027

INFORMATION MANAGEMENT SYSTEM/VIRTUAL STORAGE (IMS/VS) SYSTEM PROGRAMMING REFERENCE - PROG. NO. 5740-XX2

This publication provides system programmers with installation considerations and details for generation (definition) of an IMS/VS system to be run under either OS/VS1 or OS/VS2. It describes data base and data communications functions, System/3 and System/7 support security maintenance and IMS/VS service programs.

The 1.0.1 enhancement adds 2260/2265 support and the IMS Trap Code Monitor and its associated print program.  
Manual  
/////5740-XX2

## SH20-9028

INFORMATION MANAGEMENT SYSTEM/VIRTUAL STORAGE (IMS/VS) OPERATOR'S REFERENCE - PROG. NO. 5740-XX2  
Provides the information required to control the online execution of IMS/VS and to establish procedures for the operator of the IMS/VS master terminal and operators of remote terminals attached to IMS/VS. The intended audience is IMS/VS machine operations and systems operation personnel responsible for an IMS/VS installation's operating procedures.

This publication provides: an overview of the relationship between IMS/VS and OS/VS; a general description of IMS/VS system and terminal functions and how they are used; a description of each terminal supported by IMS/VS; a description of the function and use of each IMS/VS terminal command, including examples; suggested procedures for the online execution of IMS/VS.

Manual  
/////5740-XX2

## SH20-9029

INFORMATION MANAGEMENT SYSTEM/VIRTUAL STORAGE (IMS/VS) UTILITIES REFERENCE MANUAL - PROG. NO. 5740-XX2  
This publication is designed for programmers, system analysts and computer operators and describes how to execute the Information Management System/Virtual Storage (IMS/VS) utility programs under the operating system. Individual Chapters provide information on (1) Data Base Description Generation and the control statements used as input to DBDGEN; (2) Program Specification Block Generation and the control statements used as input to BSBGEN; (3) Application Control Block Maintenance Utility in creating and maintaining a consolidated library of data base and program descriptions used by the DB/DC System; (4) Data Base Recovery System utilities in reconstructing a data base; (5) Data Base Reorganization/Load Processing utilities in reorganizing a data base; (6) Message/Format Language Utility execution and how this utility produces the message and device formats required by the IMS/VS Message Format Service (MFS); (7) Message/Format Service utility execution and how this utility is used to introduce additional control of the MFS format control blocks and the manner in which the blocks are accessed by IMS/VS; (8) Statistics and Accounting with respect to system log analysis and how different reports can be produced from the IMS/VS system log through use of the Log Transaction Analysis, Statistical Analysis, and Program Isolation Trace Report utilities; (9) Service utilities which explain use of the Spool SYSOUT Print System Log Recovery, and System Log Terminator utilities; (10) Monitor Report Print utility with respect to how this batch program uses data collected by the IMS/VS Trapcode module and prints summary/distribution reports of the data, and (11) Interactive Query Facility (IQF) for spontaneous online query and for retrieval and display of data contained in IMS/VS data bases, and how the IQF utility is used in creating data bases and in generating separate PSBs for IQF.

Appendix A contains output messages and statistics provided by the HISAM Reorganization Unload/Reload utilities and the HD Reorganization Unload/Reload utilities (described in Chapter 5). Appendix B contains sample procedures, including JCL, of commonly used data base operations that can be performed by the utilities described in Chapter 5.

The reader should be familiar with the concepts and terminology described in IMS/VS General Information (GH20-1260), System/Application Design Guide (SH30-9025), and Application Programming Reference Manual (SH20-9026).  
Manual, 370 pages  
/////5740-XX2

## SH20-9030

INFORMATION MANAGEMENT SYSTEM (IMS/VS) MESSAGES AND CODES REFERENCE MANUAL - PROG. NO. 5740-XX2  
This publication lists completion codes, status codes, and messages produced by the IBM supplied components of the IMS/VS system. In addition to the explanation that accompanies each code and message, the action (if any) required of the user is provided unless this information is implicit in the explanation. The publication is thus designed to advise programmers and system analysts of the status of their programs and to alert them of the action required to correct a problem.  
Manual  
/////5740-XX2

## GH20-9033

GENERALIZED INFORMATION SYSTEM, VERSION 2 (GIS/2) EXECUTIVE QUERY REFERENCE (BASIC INTRODUCTION), PROG. NO. 5734-XX1  
This manual is designed to give a sampling of GIS/2 capabilities and to provide a reference for non-data processing users of GIS/2. It is a basic introduction to GIS/2 which may be examined by those who are interested in a system designed to make information readily available to decision makers.  
Manual  
/////5734-XX1

## GH20-9034

INFORMATION MANAGEMENT SYSTEM/VIRTUAL STORAGE (IMS/VS) CONVERSION PLANNING GUIDE - PROGRAM NUMBER 5740-XX2  
The Information Management System/Virtual Storage (IMS/VS) Conversion Planning Guide is intended for current Information Management System/370 (IMS/360) users that are considering conversion to IMS/VS. The planning guide describes the new features available with IMS/VS, and provides information to aid current IMS/360 users in converting to IMS/VS.  
Manual  
/////5740-XX2

## GH20-9035

GENERALIZED INFORMATION SYSTEM VIRTUAL STORAGE (GIS/VS) GENERAL INFORMATION MANUAL - PROGRAM NUMBER 5740-XX7  
This manual surveys the operational concepts and system capabilities of the Generalized Information System/Virtual Storage. The manual introduces the language of GIS/VS and describes the file organization and processing actions supported by GIS/VS.

The Generalized Information System operates on System/370 Virtual Storage Systems and supports a wide variety of applications by providing information handling capabilities against many typical data base organizations. GIS/VS provides facilities for defining, maintaining, and retrieving data from user files under direction of the using installation and its personnel.  
Manual, 76 pages  
/////5740-XX7

## SH20-9036

GENERALIZED INFORMATION SYSTEM/VIRTUAL STORAGE (GIS/VS) USER'S GUIDE, PROG. PROD. 5740-XX7  
The User's Guide contains information to introduce the program to both the technically oriented user and the nontechnical end user and includes instructions for the guidance of both in the use of the Program Product GIS/VS.  
Manual, 84 pages  
/////5740-XX7

## SH20-9037

GENERALIZED INFORMATION SYSTEM/VIRTUAL STORAGE (GIS/VS) SYSTEM PROGRAMMER'S REFERENCE MANUAL 5740-XX7  
Designed for system programmers and data base administrators with responsibility for system and data base planning, design, installation, and details of system operation. Security is discussed in detail, data description for all file types is included, as well as recovery and reorganization techniques, SAM/ISAM to VSAM conversion, and diagnostic aids and techniques to assist in quick diagnosis of problem situations.  
Manual  
/////5740-XX7

## SH20-9038

GENERALIZED INFORMATION SYSTEM/VIRTUAL STORAGE (GIS/VS) LANGUAGE REFERENCE MANUAL - 5740-XX7  
The LRM is a reference manual for users. Procedural language utilities, task input parameters, and terminal command language are described. Language syntax and conventions are detailed, and examples are included to illustrate the proper use of the various language functions. Major functions, such as QUERY, UPDATE/CREATE, MODIFY, DL/1, and IMS/VS terminal entry are discussed.  
Manual  
/////5740-XX7

## SH20-9039

GENERALIZED INFORMATION SYSTEM/VIRTUAL STORAGE (GIS/VS) MESSAGES AND CODES, PROG. PROD. 5740-XX7  
This publication lists completion codes, status codes, and messages produced by the IBM supplied components of the GIS/VS system. In addition to the explanation that accompanies each code and message, the action (if any) required of the user is provided unless this information is implicit in the explanation. The publication is thus designed to advise programmers and system analysts of the status of their programs and to alert them of the action required to correct a problem.  
The information in this manual corresponds to parts of the GIS/2 Operations Manual.  
Manual, 130 pages  
/////5740-XX7

## SH20-9040

GENERALIZED INFORMATION SYSTEM/VIRTUAL STORAGE (GIS/VS) PLANNING AND OPERATION GUIDE FOR THE ADVANCED QUERY FEATURE PROG. PROD. 5740-XX7  
This document describes the characteristics of the Advanced Query Feature of GIS/VS. This feature provides the means by which a person can employ GIS/VS in conjunction with Information Management System/Virtual Storage (ISM/VS). The user of this feature must have installed either the Data Base System of IMS or the combined Data Base/Data Communication System of IMS. The discussion is at a level sufficient for planning the installation of the feature. The two major sections deal with the AQF Data Base Support and the AQF Terminal Support.  
The terminal interface is discussed in detail while the command language is only briefly described.

Manual, 80 pages  
 ////5740-XX7

IBM 3600 Finance Communication System, GC27-0009; and VTAM  
 Concepts and Planning, GC27-6998.  
 Manual, 164 pages  
 ////5740-XX2

GH20-9043

GENERALIZED INFORMATION SYSTEM/VIRTUAL STORAGE (GIS/VS)  
 EXECUTIVE QUERY REFERENCE MANUAL, PROG. NO. 5740-XX7  
 This manual is designed to give a sampling of GIS/VS capabilities and to provide a reference for non-data processing users of GIS/VS. It is a basic introduction to GIS/VS which may be examined by those who are interested in a system designed to make information readily available to decision makers.  
 Manual, 96 pages  
 ////5740-XX7

SH20-9051

CUSTOMER INFORMATION CONTROL SYSTEM/VIRTUAL STORAGE (CICS/VS) INSTALLATION GUIDE (DOS) - PROG. PROD. 5746-XX3  
 This manual is for new users of CICS/DOS/VS. It is intended to assist in the installation of initial CICS applications.  
 The system described is a CICS subset and provides a framework for developing the installations' first programs. Once a basic system has been installed, applications may be expanded to include more advanced functions.  
 The user must have a S/370 operating under DOS/VS. The subset utilizes local or remote 3270 Information Display System, and ISAM data files. The CICS application programs in this manual are written in COBOL.  
 Manual, 240 pages  
 ////5746-XX3

SH20-9046

IBM SYSTEM/370 LOW-LEVEL CODE/CONTINUITY CHECK IN DATA LANGUAGE/I DOS/VS PROGRAM REFERENCE AND OPERATIONS MANUAL PROGRAM NUMBER 5746-XX1  
 This manual is intended for application programmers who want to use the services of Low-Level Code/Continuity Check in Data Language/I DOS/VS (LLC/CC in DL/I DOS/VS). It describes the functions and the operation of the system, and contains all the information required to generate and execute LLC/CC in DL/I DOS/VS.  
 Low-Level codes are used primarily in the manufacturing industry to indicate the lowest level at which at particular part number is found in all product structure trees. The product structures must not contain any loops. Therefore, a continuity check is applied to ensure proper assembly-to-subassembly continuity.  
 The reader is assumed to have a working knowledge of the functions and the facilities of Data Language/I Disk Operating System/Virtual Storage (DL/I DOS/VS). He should be familiar with the contents of the following publications:

- o DL/I DOS/VS Application Programming Reference Manual, SH12-5411
- o DL/I DOS/VS Operator's Reference Manual and Messages and Codes SH12-5414
- o DL/I DOS/VS Utilities and Guide for the System Programmers, SH12-5412

Manual, 52 pages  
 ////5746-XX1

GH20-9500

IBM SYSTEM/370 DISTRIBUTED SYSTEM PROGRAM REFERENCE MANUAL PROGRAM NUMBER 360A-TX-032  
 This publication describes the functions available in the IBM System/370 Distributed System Program (DSP). This book provides System/360, System/370 and System/7 application programmers with information that enable them to prepare for and install the DSP facilities that most effectively fulfill their application requirements.  
 Manual, 206 pages  
 360, 370/TP/36/OS, OTSO, OASP, CALL/5010/

GH20-9501

SYSTEM/370 DISTRIBUTED SYSTEM PROGRAM OPERATIONS GUIDE, PROG. NO. 360A-TX-032  
 This publication describes how to install, operate, and maintain in the IBM System/370 Distributed System Program (DSP). This book is intended for system programmers who are knowledgeable in concepts of generation, operation, and maintenance of OS/360 and familiar with the concepts of teleprocessing and the Distributed System Program.  
 Guide, 103 pages  
 360, 370/TP/36/OS, OTSO, OASP, CALL/5010/

SH20-9049

CUSTOMER INFORMATION CONTROL SYSTEM/VIRTUAL STORAGE (CICS/VS) ADVANCED COMMUNICATION GUIDE, PROG. PRODS. 5740-XX1, 5746-XX3  
 This manual provides essential information for persons who have the responsibility to define, prepare, and administer CICS/VS in support of the IBM Finance 3600 Communication System.  
 CICS/VS is a transaction-oriented, multiapplication data base/data communication interface between a System/370 operating system and user-written application programs. Applicable to most online systems, CICS/VS provides many of the facilities necessary for standard terminal applications: message switching, inquiry, data collection, order entry, and conversational and batched data entry.  
 CICS/VS is available in two systems, one for DOS/VS users and one for OS/VS users. Because the CICS/DOS/VS system is compatible with the CICS/OS/VS system, it is possible to start with a small data base/data communication configuration and move up through DOS/VS into OS/VS. Information concerning CICS/OS/VS is for planning purposes only.  
 Manual, 225 pages  
 ////5740-XX1, 5746-XX3

GJD1-0001

SYSTEM/370 MODELS 158/168 SYSGEN ICR OS RELEASE 21.6 PROGRAM NO. 360S-OS-609  
 Contains Type I OS program listings as specified in the title.  
 Microfiche  
 SLSS - ORDER NO. SUBSCRIPTION ONLY

GJD1-1100

OS 21.0-21.7, VSI/1.0-3.0, VS2/1.0-1.6 SYSTEM MODIFICATION PROGRAM LISTINGS, 360S-DN-611  
 Contains Type I OS program listings as specified in the title.  
 Microfiche  
 SLSS - ORDER NO. SUBSCRIPTION ONLY

GJD1-1480

IBM OPERATING SYSTEM/360 DOS EMULATOR PROGRAM FOR SYSTEM/370 MODELS 145 AND 155 - PROGRAM NUMBER 360C-EU-738  
 Set of 65 fiche containing source code for 45 modules and 1 index. Modules are used in DOS emulator program for System/370 models 145 and 155.  
 Microfiche  
 SLSS - ORDER NO. SUBSCRIPTION ONLY

SH20-9050

INFORMATION MANAGEMENT SYSTEM/VIRTUAL STORAGE (IMS/VS) PLANNING FOR THE IBM 3600 FINANCIAL COMMUNICATION SYSTEM - PROG. PROD. 5740-XX2  
 This publication provides planning information needed for design, implementation, and operation of a 3600 system that will use IMS/VS. The intended audience is the systems analyst and applications analyst who are responsible for the IMS/VS 3600 installation.  
 Using the facilities of VTAM and the NCP, IMS/VS supports the following 3600 terminals: 3604 Keyboard Display, 3610 Document Printer, 3612 Passbook and Document Printer, 3614 Consumer Transaction Facility, and 3618 Administrative Line Printer.  
 The first chapter describes the elements present in an IMS/VS 3600 system and the IMS/VS facilities that have been designed or extended to support a 3600 system. Chapter 2 describes the procedures necessary for the 3601 application program to communication with IMS/VS. Included are discussions of session initiation, normal message flow, error handling, session termination, and restart. Chapter 3 describes IMS/VS support for the 3614. IMS/VS supports the 3614 through either a direct attachment to the 3704/3705 Communications Controller or a loop attachment to a 3601 Finance Communication Controller. The fourth chapter describes the IMS/VS system definition macros and Message Format Service control statements required for an IMS/VS 3600 system. Operational considerations are described in Chapter 5. Appendixes provide examples of required programs and definitions. A Glossary is included.  
 Prerequisite publications are: Information Management System/Virtual Storage (IMS/VS) General Information Manual, SH20-1260; IBM 3600 Finance Communication System: System Summary, GC27-0001; Programming Installation Guide for the

GJD1-1640

OPERATING SYSTEM 370/165 OS-7094 INTEGRATED EMULATOR MICROFICHE LISTINGS - PROGRAM NUMBER 360C-EU-740  
 This document contains Type I OS program listings and DOS/OS PTF listings.  
 Microfiche  
 SLSS - ORDER NO. SUBSCRIPTION ONLY

GJD1-1641

OS/360/370 OS/360 M16X/7074 EMULATOR LISTINGS - PROG. NO. 360C-EU-739  
 This document contains Type I OS program listings and DOS/OS PTF listings.  
 Microfiche  
 SLSS - ORDER NO. SUBSCRIPTION ONLY

GJD1-1642

7080 EMULATOR FOR SYSTEM/370 MODEL 165 UNDER OPERATING SYSTEM/360 - MICROFICHE LISTING - PROGRAM NUMBER 360C-EU-737  
 No abstract available.  
 Microfiche  
 SLSS - ORDER NO. SUBSCRIPTION ONLY

GJD1-1643

EMULATOR FOR 7074 ON S/370 MODEL 155 UNDER OS MICROFICHE - PROGRAM NUMBER 360C-EU-741  
 This document contains Type I OS program listings and DOS/OS

- PTF listings.  
Microfiche  
SLSS - ORDER NO. SUBSCRIPTION ONLY
- GJD1-1795  
IBM DISTRIBUTED INTELLIGENCE SYSTEM (DIS) LISTINGS - PROG. PROD. 5744-BK1  
Contains program listings for OS/VS1 and/or OS/VS2 as specified in the title.  
Microfiche  
SLSS - ORDER NO. SUBSCRIPTION ONLY
- GJD1-2063  
DISK OPERATING SYTEM MODEL 155 EMULATOR MICROFICHE LISTINGS - PROGRAM NUMBER 360N-EU-490  
These cards contain assembled program listings for the DOS/360 Model 155 Emulator.  
Microfiche  
SLSS - ORDER NO. SUBSCRIPTION ONLY
- GJD1-2100  
EMULATOR FOR 1401/1440/1460 ON THE SYSTEM/370 MODEL 155 UNDER OS MICROFICHE LISTING - PROG. NO. 360C-EU-735  
Contains Type I OS program listings as specified in the title.  
Microfiche  
SLSS - ORDER NO. SUBSCRIPTION ONLY
- GJD1-2150  
EMULATOR FOR THE IBM 1410/7010 ON THE SYSTEM/370 MODEL 155 UNDER OS - PROG. 360C-EU-736, LISTINGS  
No abstract available.  
Microfiche  
SLSS - ORDER NO. SUBSCRIPTION ONLY
- GJD1-4601  
MODEL 20 EMULATOR ON S/370 USING DOS (V4) - PROGRAM NUMBER 370N-IC-002  
Microfiche assembly listings of Model 20 Emulator on System/370 using DOS (V4).  
Microfiche  
SLSS - ORDER NO. SUBSCRIPTION ONLY
- GJD1-4602  
S/370 USING DOS/VS IBM EMULATOR FOR HW S200, LISTINGS PROG. NO. 5799-ADT  
Microfiche assembly listings of IBM emulator for Honeywell series 200 on S/370 using DOS/VS.  
Microfiche  
SLSS - ORDER NO. SUBSCRIPTION ONLY
- GJD1-4603  
S/370 USING DOS/VS IBM EMULATOR FOR RCA 301, LISTINGS PROG. NO. 5799-ADR  
Microfiche assembly listings of IBM emulator for RCA 301 on S/370 using DOS/VS.  
Microfiche  
SLSS - ORDER NO. SUBSCRIPTION ONLY
- SJD2-0001  
MICROFICHE FOR OS/VS2 RELEASE 1.6 REFERENCE LISTINGS  
Contains SCP program listings for OS/VS1 and/or OS/VS2 as specified in the title.  
Microfiche  
SLSS - ORDER NO. SUBSCRIPTION ONLY
- SJD2-0010  
OS/VS2 SMF (5742-SC1-02)  
Contains SCP program listings for OS/VS1 and/or OS/VS2 as specified in the title.  
Microfiche, 2 cards  
SLSS - ORDER NO. SUBSCRIPTION ONLY
- SJD2-0020  
OS/VS2 IEHINITT (5742-SC1-UD)  
Contains SCP program listings for OS/VS1 and/or OS/VS2 as specified in the title.  
Microfiche, 5 cards  
SLSS - ORDER NO. SUBSCRIPTION ONLY
- SJD2-0030  
OS/VS2 IEHSTATR (5742-SC1-UE)  
Contains SCP program listings for OS/VS1 and/or OS/VS2 as specified in the title.  
Microfiche, 2 cards  
SLSS - ORDER NO. SUBSCRIPTION ONLY
- SJD2-0040  
OS/VS2 TAPE ERP/VES (5742-SC1-CC)  
Contains SCP program listings for OS/VS1 and/or OS/VS2 as specified in the title.  
Microfiche, 11 cards  
SLSS - ORDER NO. SUBSCRIPTION ONLY
- SJD2-0050  
OS/VS2 IEBEDIT (5742-SC1-U9)  
Contains SCP program listings for OS/VS1 and/or OS/VS2 as specified in the title.  
Microfiche, 3 cards  
SLSS - ORDER NO. SUBSCRIPTION ONLY
- SJD2-0060  
OS/VS2 IEHLIST (5742-SC1-U2)  
Contains SCP program listings for OS/VS1 and/or OS/VS2 as specified in the title.  
Microfiche, 5 cards  
SLSS - ORDER NO. SUBSCRIPTION ONLY
- SJD2-0070  
OS/VS2 IEHPROGM (5742-SC1-U3)  
Contains SCP program listings for OS/VS1 and/or OS/VS2 as specified in the title.  
Microfiche, 6 cards  
SLSS - ORDER NO. SUBSCRIPTION ONLY
- SJD2-0080  
OS/VS2 CATALOG (5742-SC1-D3)  
Contains SCP program listings for OS/VS1 and/or OS/VS2 as specified in the title.  
Microfiche, 12 cards  
SLSS - ORDER NO. SUBSCRIPTION ONLY
- SJD2-0090  
OS/VS2 SMF SCHEDULER (5742-SC1-00)  
Contains SCP program listings for OS/VS1 and/or OS/VS2 as specified in the title.  
Microfiche, 9 cards  
SLSS - ORDER NO. SUBSCRIPTION ONLY
- SJD2-0100  
OS/VS2 TSO TRACE (5742-SC1-T9)  
Contains SCP program listings for OS/VS1 and/or OS/VS2 as specified in the title.  
Microfiche, 12 cards  
SLSS - ORDER NO. SUBSCRIPTION ONLY
- SJD2-0110  
OS/VS2 PASSWORD PROTECT (5742-SC1-DC)  
Contains SCP program listings for OS/VS1 and/or OS/VS2 as specified in the title.  
Microfiche  
SLSS - ORDER NO. SUBSCRIPTION ONLY
- SJD2-0120  
OS/VS2 TSO UTILITIES (5742-SC1-T2)  
Contains SCP program listings for OS/VS1 and/or OS/VS2 as specified in the title.  
Microfiche, 5 cards  
SLSS - ORDER NO. SUBSCRIPTION ONLY
- SJD2-0130  
OS/VS2 TSO TEST (5742-SC1-T1)  
Contains SCP program listings for OS/VS1 and/or OS/VS2 as specified in the title.  
Microfiche  
SLSS - ORDER NO. SUBSCRIPTION ONLY
- SJD2-0140  
OS/VS2 EXT/PREC/FLT PT SIM (5742-SC1-CP)  
Contains SCP program listings for OS/VS1 and/or OS/VS2 as specified in the title.  
Microfiche  
SLSS - ORDER NO. SUBSCRIPTION ONLY
- SJD2-0160  
OS/VS2 IEHMOVE (5742-SC1-UC)  
Contains SCP program listings for OS/VS1 and/or OS/VS2 as specified in the title.  
Microfiche, 45 cards  
SLSS - ORDER NO. SUBSCRIPTION ONLY
- SJD2-0170  
OS/VS2 IEBCOPY (5742-SC1-U6)  
Contains SCP program listings for OS/VS1 and/or OS/VS2 as specified in the title.  
Microfiche, 14 cards  
SLSS - ORDER NO. SUBSCRIPTION ONLY
- SJD2-0180  
OS/VS2 IEBGENER (5742-SC1-U7)  
Contains SCP program listings for OS/VS1 and/or OS/VS2 as specified in the title.  
Microfiche, 14 cards  
SLSS - ORDER NO. SUBSCRIPTION ONLY



SJD2-0190  
OS/VS2 IEBUPDTE (5742-SC1-U8)  
 Contains SCP program listings for OS/VS1 and/or OS/VS2 as specified in the title.  
 Microfiche, 8 cards  
 SLSS - ORDER NO. SUBSCRIPTION ONLY

SJD2-0200  
OS/VS2 IEBPTPCH (5742-SC1-UA)  
 Contains SCP program listings for OS/VS1 and/or OS/VS2 as specified in the title.  
 Microfiche, 6 cards  
 SLSS - ORDER NO. SUBSCRIPTION ONLY

SJD2-0210  
OS/VS2 IEBCOMPR (5742-SC1-UK)  
 Contains SCP program listings for OS/VS1 and/or OS/VS2 as specified in the title.  
 Microfiche, 8 cards  
 SLSS - ORDER NO. SUBSCRIPTION ONLY

SJD2-0220  
OS/VS2 IEBISAM (5742-SC1-UH)  
 Contains SCP program listings for OS/VS1 and/or OS/VS2 as specified in the title.  
 Microfiche, 10 cards  
 SLSS - ORDER NO. SUBSCRIPTION ONLY

SJD2-0230  
OS/VS2 IEBDGB (5742-SC1-UJ)  
 Contains SCP program listings for OS/VS1 and/or OS/VS2 as specified in the title.  
 Microfiche, 13 cards  
 SLSS - ORDER NO. SUBSCRIPTION ONLY

SJD2-0240  
OS/VS2 TSO EDIT (5742-SC1-T0)  
 Contains SCP program listings for OS/VS1 and/or OS/VS2 as specified in the title.  
 Microfiche, 73 cards  
 SLSS - ORDER NO. SUBSCRIPTION ONLY

SJD2-0250  
OS/VS2 IPL (5742-SC1-C1)  
 Contains SCP program listings for OS/VS1 and/or OS/VS2 as specified in the title.  
 Microfiche, 2 cards  
 SLSS - ORDER NO. SUBSCRIPTION ONLY

SJD2-0260  
OS/VS2 SUPERVISOR (5742-SC1-C5)  
 Contains SCP program listings for OS/VS1 and/or OS/VS2 as specified in the title.  
 Microfiche, 209 cards  
 SLSS - ORDER NO. SUBSCRIPTION ONLY

SJD2-0270  
OS/VS2 RMS (5742-SC1-CE)  
 Contains SCP program listings for OS/VS1 and/or OS/VS2 as specified in the title.  
 Microfiche, 45 cards  
 SLSS - ORDER NO. SUBSCRIPTION ONLY

SJD2-0280  
OS/VS2 GSP (5742-SC1-07)  
 Contains SCP program listings for OS/VS1 and/or OS/VS2 as specified in the title.  
 Microfiche, 71 cards  
 SLSS - ORDER NO. SUBSCRIPTION ONLY

SJD2-0290  
OS/VS2 GAM (5742-SC1-G0)  
 Contains SCP program listings for OS/VS1 and/or OS/VS2 as specified in the title.  
 Microfiche, 48 cards  
 SLSS - ORDER NO. SUBSCRIPTION ONLY

SJD2-0300  
OS/VS2 DIDOCS (5742-SC1-C4)  
 Contains SCP program listings for OS/VS1 and/or OS/VS2 as specified in the title.  
 Microfiche, 48 cards  
 SLSS - ORDER NO. SUBSCRIPTION ONLY

SJD2-0310  
OS/VS2 DSS (5742-SC1-10)  
 Contains SCP program listings for OS/VS1 and/or OS/VS2 as specified in the title.  
 Microfiche, 3 cards  
 SLSS - ORDER NO. SUBSCRIPTION ONLY

SJD2-0320  
OS/VS2 TSO SUPERVISOR (5742-SC1-T7)  
 Contains SCP program listings for OS/VS1 and/or OS/VS2 as specified in the title.  
 Microfiche, 46 cards  
 SLSS - ORDER NO. SUBSCRIPTION ONLY

SJD2-0330  
OS/VS2 SYSTEM RESTART (5742-SC1-B3)  
 Contains SCP program listings for OS/VS1 and/or OS/VS2 as specified in the title.  
 Microfiche, 14 cards  
 SLSS - ORDER NO. SUBSCRIPTION ONLY

SJD2-0350  
OS/VS2 ALLOCATION (5742-SC1-B4)  
 Contains SCP program listings for OS/VS1 and/or OS/VS2 as specified in the title.  
 Microfiche, 108 cards  
 SLSS - ORDER NO. SUBSCRIPTION ONLY

SJD2-0360  
OS/VS2 Q MANAGER (5742-SC1-B5)  
 Contains SCP program listings for OS/VS1 and/or OS/VS2 as specified in the title.  
 Microfiche, 48 cards  
 SLSS - ORDER NO. SUBSCRIPTION ONLY

SJD2-0370  
OS/VS2 INITIATOR (5742-SC1-B6)  
 Contains SCP program listings for OS/VS1 and/or OS/VS2 as specified in the title.  
 Microfiche, 44 cards  
 SLSS - ORDER NO. SUBSCRIPTION ONLY

SJD2-0380  
OS/VS2 TERMINATION (5742-SC1-B7)  
 Contains SCP program listings for OS/VS1 and/or OS/VS2 as specified in the title.  
 Microfiche, 36 cards  
 SLSS - ORDER NO. SUBSCRIPTION ONLY

SJD2-0390  
OS/VS2 COMMANDS (5742-SC1-B8)  
 Contains SCP program listings for OS/VS1 and/or OS/VS2 as specified in the title.  
 Microfiche, 93 cards  
 SLSS - ORDER NO. SUBSCRIPTION ONLY

SJD2-0400  
OS/VS2 READER/INTERPRETER (5742-SC1-B9)  
 Contains SCP program listings for OS/VS1 and/or OS/VS2 as specified in the title.  
 Microfiche, 83 cards  
 SLSS - ORDER NO. SUBSCRIPTION ONLY

SJD2-0410  
OS/VS2 TSO SCHEDULER (5742-SC1-T4)  
 Contains SCP program listings for OS/VS1 and/or OS/VS2 as specified in the title.  
 Microfiche, 307 cards  
 SLSS - ORDER NO. SUBSCRIPTION ONLY

SJD2-0420  
OS/VS2 OBR/SDR/EREP (5742-SC1-CD)  
 Contains SCP program listings for OS/VS1 and/or OS/VS2 as specified in the title.  
 Microfiche, 137 cards  
 SLSS - ORDER NO. SUBSCRIPTION ONLY

SJD2-0430  
OS/VS2 GTF (5742-SC1-11)  
 Contains SCP program listings for OS/VS1 and/or OS/VS2 as specified in the title.  
 Microfiche, 80 cards  
 SLSS - ORDER NO. SUBSCRIPTION ONLY

SJD2-0440  
OS/VS2 AMASPZAP (5742-SC1-12)  
 Contains SCP program listings for OS/VS1 and/or OS/VS2 as specified in the title.  
 Microfiche, 3 cards  
 SLSS - ORDER NO. SUBSCRIPTION ONLY

SJD2-0450  
OS/VS2 AMDPRDMP (5742-SC1-13)  
 Contains SCP program listings for OS/VS1 and/or OS/VS2 as specified in the title.  
 Microfiche, 35 cards  
 SLSS - ORDER NO. SUBSCRIPTION ONLY



SJD2-0460

OS/VS2 AMDSADMP (5742-SC1-15)  
 Contains SCP program listings for OS/VS1 and/or OS/VS2 as specified in the title.  
 Microfiche, 9 cards  
 SLSS - ORDER NO. SUBSCRIPTION ONLY

SJD2-0470

OS/VS2 AMAPTFLF (5742-SC1-16)  
 Contains SCP program listings for OS/VS1 and/or OS/VS2 as specified in the title.  
 Microfiche, 6 cards  
 SLSS - ORDER NO. SUBSCRIPTION ONLY

SJD2-0480

OS/VS2 AMPDRDMP/EDIT (5742-SC1-18)  
 Contains SCP program listings for OS/VS1 and/or OS/VS2 as specified in the title.  
 Microfiche, 25 cards  
 SLSS - ORDER NO. SUBSCRIPTION ONLY

SJD2-0490

OS/VS2 3735 MACROS/UTILITY (5742-SC1-22)  
 Contains SCP program listings for OS/VS1 and/or OS/VS2 as specified in the title.  
 Microfiche, 4 cards  
 SLSS - ORDER NO. SUBSCRIPTION ONLY

SJD2-0530

OS/VS2 EXTENDED SVC ROUTER (5742-SC1-CF)  
 Contains SCP program listings for OS/VS1 and/or OS/VS2 as specified in the title.  
 Microfiche, 2 cards  
 SLSS - ORDER NO. SUBSCRIPTION ONLY

SJD2-0540

OS/VS2 MAPPING MACROS (5742-SC1-01)  
 Contains SCP program listings for OS/VS1 and/or OS/VS2 as specified in the title.  
 Microfiche, 4 cards  
 SLSS - ORDER NO. SUBSCRIPTION ONLY

SJD2-0550

OS/VS2 OLTEP (5742-SC1-06)  
 Contains SCP program listings for OS/VS1 and/or OS/VS2 as specified in the title.  
 Microfiche, 84 cards  
 SLSS - ORDER NO. SUBSCRIPTION ONLY

SJD2-0560

OS/VS2 BTAM (5742-SC1-20)  
 Contains SCP program listings for OS/VS1 and/or OS/VS2 as specified in the title.  
 Microfiche, 115 cards  
 SLSS - ORDER NO. SUBSCRIPTION ONLY

SJD2-0570

OS/VS2 TCAM (5742-SC1-21)  
 Contains SCP program listings for OS/VS1 and/or OS/VS2 as specified in the title.  
 Microfiche  
 SLSS - ORDER NO. SUBSCRIPTION ONLY

SJD2-0580

OS/VS2 IEETCRIN (5742-SC1-UG)  
 Contains SCP program listings for OS/VS1 and/or OS/VS2 as specified in the title.  
 Microfiche, 102 cards  
 SLSS - ORDER NO. SUBSCRIPTION ONLY

SJD2-0590

OS/VS2 3505/3525 (5742-SC1-DD)  
 Contains SCP program listings for OS/VS1 and/or OS/VS2 as specified in the title.  
 Microfiche, 13 cards  
 SLSS - ORDER NO. SUBSCRIPTION ONLY

SJD2-0600

OS/VS2 OCR (5742-SC1-D5)  
 Contains SCP program listings for OS/VS1 and/or OS/VS2 as specified in the title.  
 Microfiche  
 SLSS - ORDER NO. SUBSCRIPTION ONLY

SJD2-0640

OS/VS2 OVERLAY SUPERVISOR (5742-SC1-C2)  
 Contains SCP program listings for OS/VS1 and/or OS/VS2 as specified in the title.  
 Microfiche, 3 cards  
 SLSS - ORDER NO. SUBSCRIPTION ONLY

SJD2-0650

OS/VS2 FETCH (5742-SC1-C7)  
 Contains SCP program listings for OS/VS1 and/or OS/VS2 as specified in the title.  
 Microfiche, 3 cards  
 SLSS - ORDER NO. SUBSCRIPTION ONLY

SJD2-0660

OS/VS2 SAM (5742-SC1-D0)  
 Contains SCP program listings for OS/VS1 and/or OS/VS2 as specified in the title.  
 Microfiche, 196 cards  
 SLSS - ORDER NO. SUBSCRIPTION ONLY

SJD2-0670

OS/VS2 PAM (5742-SC1-D2)  
 Contains SCP program listings for OS/VS1 and/or OS/VS2 as specified in the title.  
 Microfiche, 4 cards  
 SLSS - ORDER NO. SUBSCRIPTION ONLY

SJD2-0680

OS/VS2 MICR (5742-SC1-D6)  
 Contains SCP program listings for OS/VS1 and/or OS/VS2 as specified in the title.  
 Microfiche, 10 cards  
 SLSS - ORDER NO. SUBSCRIPTION ONLY

SJD2-0690

OS/VS2 DAM (5742-SC1-D7)  
 Contains SCP program listings for OS/VS1 and/or OS/VS2 as specified in the title.  
 Microfiche, 46 cards  
 SLSS - ORDER NO. SUBSCRIPTION ONLY

SJD2-0700

OS/VS2 IOS (5742-SC1-C3)  
 Contains SCP program listings for OS/VS1 and/or OS/VS2 as specified in the title.  
 Microfiche, 12 cards  
 SLSS - ORDER NO. SUBSCRIPTION ONLY

SJD2-0710

OS/VS2 DASD ERP (5742-SC1-CA)  
 Contains SCP program listings for OS/VS1 and/or OS/VS2 as specified in the title.  
 Microfiche, 2 cards  
 SLSS - ORDER NO. SUBSCRIPTION ONLY

SJD2-0720

OS/VS2 UNIT RECORD ERP (5742-SC1-CB)  
 Contains SCP program listings for OS/VS1 and/or OS/VS2 as specified in the title.  
 Microfiche, 20 cards  
 SLSS - ORDER NO. SUBSCRIPTION ONLY

SJD2-0730

OS/VS2 TSO SUBRTN TCAM (5742-SC1-T8)  
 Contains SCP program listings for OS/VS1 and/or OS/VS2 as specified in the title.  
 Microfiche, 9 cards  
 SLSS - ORDER NO. SUBSCRIPTION ONLY

SJD2-0740

OS/VS2 TSO DATA MANAGEMENT (5742-SC1-T3)  
 Contains SCP program listings for OS/VS1 and/or OS/VS2 as specified in the title.  
 Microfiche, 48 cards  
 SLSS - ORDER NO. SUBSCRIPTION ONLY

SJD2-0750

OS/VS2 IBCDMPRS (5742-SC1-I0)  
 Contains SCP program listings for OS/VS1 and/or OS/VS2 as specified in the title.  
 Microfiche, 4 cards  
 SLSS - ORDER NO. SUBSCRIPTION ONLY

SJD2-0760

OS/VS2 IBCDASDI (5742-SC1-I1)  
 Contains SCP program listings for OS/VS1 and/or OS/VS2 as specified in the title.  
 Microfiche, 3 cards, 90 image  
 SLSS - ORDER NO. SUBSCRIPTION ONLY

SJD2-0770

OS/VS2 IEHDASDR (5742-SC1-U0)  
 Contains SCP program listings for OS/VS1 and/or OS/VS2 as specified in the title.  
 Microfiche, 32 cards  
 SLSS - ORDER NO. SUBSCRIPTION ONLY

SJD2-0780  
OS/VS2 IEHATLAS (5742-SC1-UF)  
 Contains SCP program listings for OS/VS1 and/or OS/VS2 as specified in the title.  
 Microfiche, 9 cards  
 SLSS - ORDER NO. SUBSCRIPTION ONLY

SJD2-0790  
OS/VS2 SYSOUT WRITER (5742-SC1-B2)  
 Contains SCP program listings for OS/VS1 and/or OS/VS2 as specified in the title.  
 Microfiche, 23 cards  
 SLSS - ORDER NO. SUBSCRIPTION ONLY

SJD2-0800  
OS/VS2 ICAPRTBL (5742-SC1-I2)  
 Contains SCP program listings for OS/VS1 and/or OS/VS2 as specified in the title.  
 Microfiche, 2 cards, 90 image  
 SLSS - ORDER NO. SUBSCRIPTION ONLY

SJD2-0810  
OS/VS2 ISAM (5742-SC1-D8)  
 Contains SCP program listings for OS/VS1 and/or OS/VS2 as specified in the title.  
 Microfiche  
 SLSS - ORDER NO. SUBSCRIPTION ONLY

SJD2-0820  
OS/VS2 CHECKPOINT/RESTART (5742-SC1-09)  
 Contains SCP program listings for OS/VS1 and/or OS/VS2 as specified in the title.  
 Microfiche  
 SLSS - ORDER NO. SUBSCRIPTION ONLY

SJD2-0830  
OS/VS2 OPEN/CLOSE/EOV (5742-SC1-D1)  
 Contains SCP program listings for OS/VS1 and/or OS/VS2 as specified in the title.  
 Microfiche, 271 cards  
 SLSS - ORDER NO. SUBSCRIPTION ONLY

SJD2-0840  
OS/VS2 DADSM (5742-SC1-D4)  
 Contains SCP program listings for OS/VS1 and/or OS/VS2 as specified in the title.  
 Microfiche  
 SLSS - ORDER NO. SUBSCRIPTION ONLY

SJD2-0850  
OS/VS2 LINK LOADGO PROMPTER (5742-SC1-T5)  
 Contains SCP program listings for OS/VS1 and/or OS/VS2 as specified in the title.  
 Microfiche, 7 cards  
 SLSS - ORDER NO. SUBSCRIPTION ONLY

SJD2-0860  
OS/VS2 LINKAGE EDITOR (5742-SC1-04)  
 Contains SCP program listings for OS/VS1 and/or OS/VS2 as specified in the title.  
 Microfiche, 24 cards  
 SLSS - ORDER NO. SUBSCRIPTION ONLY

SJD2-0870  
OS/VS2 LOADER (5742-SC1-05)  
 Contains SCP program listings for OS/VS1 and/or OS/VS2 as specified in the title.  
 Microfiche, 6 cards  
 SLSS - ORDER NO. SUBSCRIPTION ONLY

SJD2-0880  
OS/VS2 AMBLIST (5742-SC1-14)  
 Contains SCP program listings for OS/VS1 and/or OS/VS2 as specified in the title.  
 Microfiche, 12 cards  
 SLSS - ORDER NO. SUBSCRIPTION ONLY

SJD2-0890  
OS/VS2 ASSEMBLER XF (5742-SC1-03)  
 Contains SCP program listings for OS/VS1 and/or OS/VS2 as specified in the title.  
 Microfiche, 46 cards  
 SLSS - ORDER NO. SUBSCRIPTION ONLY

SJD2-1190  
3330/3333 MODEL #11 SUPPORT LISTINGS  
COMPONENT NO. 5742-SC1-S1  
 Contains SCP program listings for OS/VS1 and/or OS/VS2 as specified in the title.  
 Microfiche  
 SLSS - ORDER NO. SUBSCRIPTION ONLY

SJD2-2000  
IPL OS/VS1 MICROFICHE LISTING - COMPONENT NUMBER 5741-SC1-C1  
REL. 2.6  
 This document contains Type I OS program listings and DOS/OS PTF listings.  
 Microfiche  
 SLSS - ORDER NO. SUBSCRIPTION ONLY

SJD2-2001  
IOS/OS/VS1 MICROFICHE LISTING - COMPONENT NUMBER 5741-SC1-C3  
REL. 2.6  
 This document contains Type I OS program listings and DOS/OS PTF listings.  
 Microfiche  
 SLSS - ORDER NO. SUBSCRIPTION ONLY

SJD2-2002  
SUPERVISOR OS/VS1 MICROFICHE LISTING - COMPONENT 5741-SC1-C5  
 This document contains Type I OS program listings and DOS/OS PTF listings.  
 Microfiche, 126 cards  
 SLSS - ORDER NO. SUBSCRIPTION ONLY

SJD2-2003  
MAPPING MACROS OS/VS1 COMPONENT NO. 5741-SC1-01  
 Assembled listings - 2 modules.  
 Microfiche  
 SLSS - ORDER NO. SUBSCRIPTION ONLY

SJD2-2004  
MODULE/MACRO TOTAL SYSTEM INDEX OS/VS1 (5741-SC1 COMPONENTS)  
 Contains SCP program listings for OS/VS1 and/or OS/VS2 as specified in the title.  
 Microfiche  
 SLSS - ORDER NO. SUBSCRIPTION ONLY

SJD2-2009  
SCHEDULER SMF OS/VS1 MICROFICHE LISTING - COMPONENT 5741-SC1-00  
 This document contains Type I OS program listings and DOS/OS PTF listings.  
 Microfiche, 22 cards  
 SLSS - ORDER NO. SUBSCRIPTION ONLY

SJD2-2010  
UNIT RCD ERP OS/VS1 MICROFICHE LISTING - COMPONENT 5741-SC1-CB  
 This document contains Type I OS program listings and DOS/OS PTF listings.  
 Microfiche  
 SLSS - ORDER NO. SUBSCRIPTION ONLY

SJD2-2014  
JECS OS/VS1 MICROFICHE LISTING - COMPONENT NO. 5741-SC1-B0 - REL. 2.6  
 This document contains Type I OS program listings and DOS/OS PTF listings.  
 Microfiche  
 SLSS - ORDER NO. SUBSCRIPTION ONLY

SJD2-2015  
I/P STREAM CTL OS/VS1 MICROFICHE LISTING - COMPONENT 5741-SC1-B1  
 This document contains Type I OS program listings and DOS/OS PTF listings.  
 Microfiche  
 SLSS - ORDER NO. SUBSCRIPTION ONLY

SJD2-2016  
O/P STREAM CTL OS/VS1 MICROFICHE LISTING - PROGRAM 5741-SC1-B2  
 Contains SCP program listings for OS/VS1 and/or OS/VS2 as specified in the title.  
 Microfiche  
 SLSS - ORDER NO. SUBSCRIPTION ONLY

SJD2-2017  
SYSTEM RESTART OS/VS1 MICROFICHE LISTING - COMPONENT NUMBER 5741-SC1-B3  
 Contains SCP program listings for OS/VS1 and/or OS/VS2 as specified in the title.  
 Microfiche  
 SLSS - ORDER NO. SUBSCRIPTION ONLY

SJD2-2018  
ALLOCATION OS/VS1 MICROFICHE LISTING - COMPONENT NUMBER 5741-SC1-B4  
 Contains SCP program listings for OS/VS1 and/or OS/VS2 as specified in the title.  
 Microfiche, 90 cards  
 SLSS - ORDER NO. SUBSCRIPTION ONLY

- SJD2-2019  
Q MANAGER OS/VS1 MICROFICHE LISTING - COMPONENT NUMBER  
5741-SC1-B5  
 Contains SCP program listings for OS/VS1 and/or OS/VS2 as specified in the title.  
 Microfiche  
 SLSS - ORDER NO. SUBSCRIPTION ONLY
- SJD2-2020  
INITIATOR OS/VS1 MICROFICHE LISTING - COMPONENT NUMBER  
5741-SC1-B6  
 Contains SCP program listings for OS/VS1 and/or OS/VS2 as specified in the title.  
 Microfiche  
 SLSS - ORDER NO. SUBSCRIPTION ONLY
- SJD2-2021  
TERMINATION OS/VS1 MICROFICHE LISTING - COMPONENT NUMBER  
5741-SC1-B7  
 Contains SCP program listings for OS/VS1 and/or OS/VS2 as specified in the title.  
 Microfiche  
 SLSS - ORDER NO. SUBSCRIPTION ONLY
- SJD2-2022  
COMMANDS OS/VS1 MICROFICHE LISTING - COMPONENT NUMBER  
5741-SC1-B8  
 Contains SCP program listings for OS/VS1 and/or OS/VS2 as specified in the title.  
 Microfiche  
 SLSS - ORDER NO. SUBSCRIPTION ONLY
- SJD2-2023  
INTERPRETER OS/VS1 MICROFICHE LISTING - COMPONENT NUMBER  
5741-SC1-B9  
 Contains SCP program listings for OS/VS1 and/or OS/VS2 as specified in the title.  
 Microfiche  
 SLSS - ORDER NO. SUBSCRIPTION ONLY
- SJD2-2024  
OS/VS1 RESTART RDR/DSDR PROCESSING (5741-SC1-BD)  
 Contains SCP program listings for OS/VS1 and/or OS/VS2 as specified in the title.  
 Microfiche  
 SLSS - ORDER NO. SUBSCRIPTION ONLY
- SJD2-2025  
SYSTEM LOG OS/VS1 MICROFICHE LISTING - COMPONENT NUMBER  
5741-SC1-BE  
 Contains SCP program listings for OS/VS1 and/or OS/VS2 as specified in the title.  
 Microfiche  
 SLSS - ORDER NO. SUBSCRIPTION ONLY
- SJD2-2026  
WTP OS/VS1 MICROFICHE LISTING - COMPONENT NUMBER 5741-SC1-BF  
 Contains SCP program listings for OS/VS1 and/or OS/VS2 as specified in the title.  
 Microfiche  
 SLSS - ORDER NO. SUBSCRIPTION ONLY
- SJD2-2027  
MSI OS/VS1 MICROFICHE LISTING - COMPONENT NUMBER 5741-SC1-BG  
REL. 2.6  
 Contains SCP program listings for OS/VS1 and/or OS/VS2 as specified in the title.  
 Microfiche, 1 card  
 SLSS - ORDER NO. SUBSCRIPTION ONLY
- SJD2-2028  
IMCJOBQD OS/VS1 MICROFICHE LISTING - COMPONENT NUMBER  
5741-SC1-17 - REL. 2.6  
 Contains SCP program listings for OS/VS1 and/or OS/VS2 as specified in the title.  
 Microfiche  
 SLSS - ORDER NO. SUBSCRIPTION ONLY
- SJD2-2031  
GAM OS/VS1 MICROFICHE LISTING - COMPONENT NUMBER 5741-SC1-GO  
 Contains SCP program listings for OS/VS1 and/or OS/VS2 as specified in the title.  
 Microfiche  
 SLSS - ORDER NO. SUBSCRIPTION ONLY
- SJD2-2032  
GSP OS/VS1 MICROFICHE LISTING - COMPONENT NUMBER 5741-SC1-O7  
 Contains SCP program listings for OS/VS1 and/or OS/VS2 as specified in the title.  
 Microfiche  
 SLSS - ORDER NO. SUBSCRIPTION ONLY
- SJD2-2033  
RMS OS/VS1 MICROFICHE LISTING - COMPONENT NUMBER 5741-SC1-CE  
 Contains SCP program listings for OS/VS1 and/or OS/VS2 as specified in the title.  
 Microfiche  
 SLSS - ORDER NO. SUBSCRIPTION ONLY
- SJD2-2034  
OS/VS1 SYSTEM ASSEMBLER COMPONENT NO. 5741-SC1-03  
 Contains SCP program listings for OS/VS1 and/or OS/VS2 as specified in the title.  
 Microfiche  
 SLSS - ORDER NO. SUBSCRIPTION ONLY
- SJD2-2038  
OBR/EREP/RDE OS/VS1 MICROFICHE LISTING - COMPONENT NUMBER  
5741-SC1-CD  
 Contains SCP program listings for OS/VS1 and/or OS/VS2 as specified in the title.  
 Microfiche  
 SLSS - ORDER NO. SUBSCRIPTION ONLY
- SJD2-2041  
GTF OS/VS1 MICROFICHE LISTING - COMPONENT NUMBER 5741-SC1-11  
 Contains SCP program listings for OS/VS1 and/or OS/VS2 as specified in the title.  
 Microfiche  
 SLSS - ORDER NO. SUBSCRIPTION ONLY
- SJD2-2042  
HMASPZAP OS/VS1 MICROFICHE LISTING - COMPONENT NUMBER  
5741-SC1-12  
 Contains SCP program listings for OS/VS1 and/or OS/VS2 as specified in the title.  
 Microfiche  
 SLSS - ORDER NO. SUBSCRIPTION ONLY
- SJD2-2043  
HMDPRDMP OS/VS1 MICROFICHE LISTING - COMPONENT NUMBER  
5741-SC1-13  
 Contains SCP program listings for OS/VS1 and/or OS/VS2 as specified in the title.  
 Microfiche  
 SLSS - ORDER NO. SUBSCRIPTION ONLY
- SJD2-2044  
HMSADAMP OS/VS1 MICROFICHE LISTING - COMPONENT NUMBER  
5741-SC1-15 - REL. 2.6  
 Contains SCP program listings for OS/VS1 and/or OS/VS2 as specified in the title.  
 Microfiche  
 SLSS - ORDER NO. SUBSCRIPTION ONLY
- SJD2-2045  
HMAPTFLE OS/VS1 MICROFICHE LISTING - COMPONENT NUMBER  
5741-SC1-16 - REL. 2.6  
 Contains SCP program listings for OS/VS1 and/or OS/VS2 as specified in the title.  
 Microfiche  
 SLSS - ORDER NO. SUBSCRIPTION ONLY
- SJD2-2046  
OLTEP OS/VS1 MICROFICHE LISTING - COMPONENT NUMBER  
5741-SC1-06  
 Contains SCP program listings for OS/VS1 and/or OS/VS2 as specified in the title.  
 Microfiche  
 SLSS - ORDER NO. SUBSCRIPTION ONLY
- SJD2-2047  
EXTENDED SVC ROUTER OS/VS1 MICROFICHE LISTING - COMPONENT NUMBER 5741-SC1-CF  
 Contains SCP program listings for OS/VS1 and/or OS/VS2 as specified in the title.  
 Microfiche  
 SLSS - ORDER NO. SUBSCRIPTION ONLY
- SJD2-2048  
JEHLIST MICROFICHE LISTING - COMPONENT NUMBER 5741-SC1-U2  
 Contains SCP program listings for OS/VS1 and/or OS/VS2 as specified in the title.  
 Microfiche  
 SLSS - ORDER NO. SUBSCRIPTION ONLY
- SJD2-2049  
BTAM OS/VS1 MICROFICHE LISTING - COMPONENT NUMBER  
REL. 2.6  
 Contains SCP program listings for OS/VS1 and/or OS/VS2 as specified in the title.  
 Microfiche, 85 cards  
 SLSS - ORDER NO. SUBSCRIPTION ONLY

SJD2-2051

OCR OS/VS1 MICROFICHE LISTING - COMPONENT NUMBER 5741-SC1-D5  
 Contains SCP program listings for OS/VS1 and/or OS/VS2 as specified in the title.  
 Microfiche  
 SLSS - ORDER NO. SUBSCRIPTION ONLY

SJD2-2053

IEBTRIN OS/VS1 MICROFICHE LISTING - COMPONENT NUMBER 5741-SC1-UG - REL. 2.6  
 Contains SCP program listings for OS/VS1 and/or OS/VS2 as specified in the title.  
 Microfiche  
 SLSS - ORDER NO. SUBSCRIPTION ONLY

SJD2-2054

CHECKPOINT RESTART OS/VS1 MICROFICHE LISTING - COMPONENT NUMBER 5741-SC1-09  
 Contains SCP program listings for OS/VS1 and/or OS/VS2 as specified in the title.  
 Microfiche  
 SLSS - ORDER NO. SUBSCRIPTION ONLY

SJD2-2055

FETCH OS/VS1 MICROFICHE LISTING - COMPONENT NUMBER 5741-SC1-C7  
 Contains SCP program listings for OS/VS1 and/or OS/VS2 as specified in the title.  
 Microfiche  
 SLSS - ORDER NO. SUBSCRIPTION ONLY

SJD2-2057

SAM OS/VS1 MICROFICHE LISTING - COMPONENT NUMBER 5741-SC1-D0  
 Contains SCP program listings for OS/VS1 and/or OS/VS2 as specified in the title.  
 Microfiche  
 SLSS - ORDER NO. SUBSCRIPTION ONLY

SJD2-2058

OPEN/CLOSE/EOV OS/VS1 MICROFICHE LISTING - COMPONENT NUMBER 5741-SC1-DL  
 Contains SCP program listings for OS/VS1 and/or OS/VS2 as specified in the title.  
 Microfiche  
 SLSS - ORDER NO. SUBSCRIPTION ONLY

SJD2-2059

PAM OS/VS1 MICROFICHE LISTING - COMPONENT NUMBER 5741-SC1-D2  
 Contains SCP program listings for OS/VS1 and/or OS/VS2 as specified in the title.  
 Microfiche  
 SLSS - ORDER NO. SUBSCRIPTION ONLY

SJD2-2060

DADSM OS/VS1 MICROFICHE LISTING - COMPONENT NUMBER 5741-SC1-D4  
 Contains SCP program listings for OS/VS1 and/or OS/VS2 as specified in the title.  
 Microfiche  
 SLSS - ORDER NO. SUBSCRIPTION ONLY

SJD2-2061

MICR OS/VS1 MICROFICHE LISTING - COMPONENT NUMBER 5741-SC1-D6  
 Contains SCP program listings for OS/VS1 and/or OS/VS2 as specified in the title.  
 Microfiche  
 SLSS - ORDER NO. SUBSCRIPTION ONLY

SJD2-2062

DAM OS/VS1 MICROFICHE LISTING - COMPONENT NUMBER 5741-SC1-D7  
 Contains SCP program listings for OS/VS1 and/or OS/VS2 as specified in the title.  
 Microfiche  
 SLSS - ORDER NO. SUBSCRIPTION ONLY

SJD2-2063

ISAM OS/VS1 MICROFICHE LISTING - COMPONENT NUMBER 5741-SC1-D8  
 Contains SCP program listings for OS/VS1 and/or OS/VS2 as specified in the title.  
 Microfiche  
 SLSS - ORDER NO. SUBSCRIPTION ONLY

SJD2-2064

JAM OS/VS1 MICROFICHE LISTING - COMPONENT NUMBER 5741-SC1-D9  
 Contains SCP program listings for OS/VS1 and/or OS/VS2 as specified in the title.  
 Microfiche  
 SLSS - ORDER NO. SUBSCRIPTION ONLY

SJD2-2067

DASD ERP OS/VS1 MICROFICHE LISTING - COMPONENT NUMBER 5741-SC1-CA  
 Contains SCP program listings for OS/VS1 and/or OS/VS2 as

specified in the title.

Microfiche  
 SLSS - ORDER NO. SUBSCRIPTION ONLY

SJD2-2068

OS/VS1 LINKAGE EDITOR MICROFICHE LISTING - COMPONENT NUMBER 5741-SC1-04  
 Contains SCP program listings for OS/VS1 and/or OS/VS2 as specified in the title.  
 Microfiche  
 SLSS - ORDER NO. SUBSCRIPTION ONLY

SJD2-2069

LOADER OS/VS1 MICROFICHE LISTING - COMPONENT NUMBER 5741-SC1-05  
 Contains SCP program listings for OS/VS1 and/or OS/VS2 as specified in the title.  
 Microfiche  
 SLSS - ORDER NO. SUBSCRIPTION ONLY

SJD2-2074

OS/VS1 JES COMPATIBILITY INTERFACE (5741-SC1-DB)  
5741-SC1-DB  
 Contains SCP program listings for OS/VS1 and/or OS/VS2 as specified in the title.  
 Microfiche  
 SLSS - ORDER NO. SUBSCRIPTION ONLY

SJD2-2076

HMBLIST OS/VS1 MICROFICHE LISTING - COMPONENT NUMBER 5741-SC1-14  
 Contains SCP program listings for OS/VS1 and/or OS/VS2 as specified in the title.  
 Microfiche  
 SLSS - ORDER NO. SUBSCRIPTION ONLY

SJD2-2077

IBCDMPRS OS/VS1 MICROFICHE LISTING - COMPONENT NUMBER 5741-SC1-IO - REL. 2.6  
 Contains SCP program listings for OS/VS1 and/or OS/VS2 as specified in the title.  
 Microfiche  
 SLSS - ORDER NO. SUBSCRIPTION ONLY

SJD2-2078

IBCDASDI MICROFICHE LISTING - COMPONENT NUMBER 5741-SC1-I1  
 Contains SCP program listings for OS/VS1 and/or OS/VS2 as specified in the title.  
 Microfiche  
 SLSS - ORDER NO. SUBSCRIPTION ONLY

SJD2-2079

ICAPRTBL MICROFICHE LISTING - COMPONENT NUMBER 5741-SC1-I2  
 Contains SCP program listings for OS/VS1 and/or OS/VS2 as specified in the title.  
 Microfiche  
 SLSS - ORDER NO. SUBSCRIPTION ONLY

SJD2-2080

IEHDASDR OS/VS1 MICROFICHE LISTING - COMPONENT NUMBER 5741-SC1-U0  
 Contains SCP program listings for OS/VS1 and/or OS/VS2 as specified in the title.  
 Microfiche  
 SLSS - ORDER NO. SUBSCRIPTION ONLY

SJD2-2081

IEHIOSUP OS/VS1 MICROFICHE LISTING - COMPONENT NUMBER 5741-SC1-U1  
 Contains SCP program listings for OS/VS1 and/or OS/VS2 as specified in the title.  
 Microfiche  
 SLSS - ORDER NO. SUBSCRIPTION ONLY

SJD2-2082

IEHATLAS OS/VS1 MICROFICHE LISTING - COMPONENT NUMBER 5741-SC1-UF  
 Contains SCP program listings for OS/VS1 and/or OS/VS2 as specified in the title.  
 Microfiche  
 SLSS - ORDER NO. SUBSCRIPTION ONLY

SJD2-2084

CRJE OS/VS1 MICROFICHE LISTING - COMPONENT NUMBER 5741-SC1-0A  
 Contains SCP program listings for OS/VS1 and/or OS/VS2 as specified in the title.  
 Microfiche  
 SLSS - ORDER NO. SUBSCRIPTION ONLY

SJD2-2085

OS/VS1 COMPONENT NO. 5741-SC1-U6, IEBCOPY, LISTINGS 5741-SC1-U6  
 Contains SCP program listings for OS/VS1 and/or OS/VS2 as specified in the title.

Microfiche  
SLSS - ORDER NO. SUBSCRIPTION ONLY

SJD2-2086  
OS/VS1 COMPONENT NO. 5741-SC1-U7, IEBCGENR, LISTINGS  
Contains SCP program listings for OS/VS1 and/or OS/VS2 as specified in the title.  
Microfiche  
SLSS - ORDER NO. SUBSCRIPTION ONLY

SJD2-2087  
IEBUPDTE OS/VS1 MICROFICHE LISTING - COMPONENT NUMBER 5741-SC1-U8  
Contains SCP program listings for OS/VS1 and/or OS/VS2 as specified in the title.  
Microfiche  
SLSS - ORDER NO. SUBSCRIPTION ONLY

SJD2-2088  
IEBPTPCH OS/VS1 MICROFICHE LISTING - COMPONENT NUMBER 5741-SC1-UA  
Contains SCP program listings for OS/VS1 and/or OS/VS2 as specified in the title.  
Microfiche  
SLSS - ORDER NO. SUBSCRIPTION ONLY

SJD2-2089  
OS/VS1 COMPONENT NO. 5741-SC1-UK, IEBCOMPR LISTINGS  
Contains SCP program listings for OS/VS1 and/or OS/VS2 as specified in the title.  
Microfiche  
SLSS - ORDER NO. SUBSCRIPTION ONLY

SJD2-2090  
IEBISAM OS/VS1 MICROFICHE LISTING - COMPONENT NUMBER 5741-SC1-UH  
Contains SCP program listings for OS/VS1 and/or OS/VS2 as specified in the title.  
Microfiche  
SLSS - ORDER NO. SUBSCRIPTION ONLY

SJD2-2091  
IEBDG OS/VS1 MICROFICHE LISTING 5741-SC1-UJ  
Contains SCP program listings for OS/VS1 and/or OS/VS2 as specified in the title.  
Microfiche  
SLSS - ORDER NO. SUBSCRIPTION ONLY

SJD2-2092  
IEHMOVE OS/VS1 MICROFICHE LISTING 5741-SC1-UC  
Contains SCP program listings for OS/VS1 and/or OS/VS2 as specified in the title.  
Microfiche  
SLSS - ORDER NO. SUBSCRIPTION ONLY

SJD2-2094  
SMF OS/VS1 MICROFICHE LISTING COMPONENT NUMBER - 5741-SC1-02  
Contains SCP program listings for OS/VS1 and/or OS/VS2 as specified in the title.  
Microfiche  
SLSS - ORDER NO. SUBSCRIPTION ONLY

SJD2-2096  
OS/VS1 COMPONENT, NO. 5741-SC1-U3, IEHPROGM LISTINGS  
Contains SCP program listings for OS/VS1 and/or OS/VS2 as specified in the title.  
Microfiche  
SLSS - ORDER NO. SUBSCRIPTION ONLY

SJD2-2097  
OS/VS1 COMPONENT NO. 5741-SC1-UD IEHINITT, LISTINGS  
Contains SCP program listings for OS/VS1 and/or OS/VS2 as specified in the title.  
Microfiche  
SLSS - ORDER NO. SUBSCRIPTION ONLY

SJD2-2098  
OS/VS1 COMPONENT NO. 5741-SC1-UE, IEHSTAIR LISTINGS  
Contains SCP program listings for OS/VS1 and/or OS/VS2 as specified in the title.  
Microfiche  
SLSS - ORDER NO. SUBSCRIPTION ONLY

SJD2-2099  
CATALOG OS/VS1 MICROFICHE LISTING 5741-SC1-D3  
Contains SCP program listings for OS/VS1 and/or OS/VS2 as specified in the title.  
Microfiche  
SLSS - ORDER NO. SUBSCRIPTION ONLY

SJD2-2100  
PASSWORD PROTECT OS/VS1 MICROFICHE LISTING COMPONENT NUMBER - 5741-SC1-DC  
Contains SCP program listings for OS/VS1 and/or OS/VS2 as specified in the title.  
Microfiche  
SLSS - ORDER NO. SUBSCRIPTION ONLY

SJD2-2101  
TAPE ERP/VES OS/VS1 MICROFICHE LISTING 5741-SC1-CC REL. 3.1  
Contains SCP program listings for OS/VS1 and/or OS/VS2 as specified in the title.  
Microfiche  
SLSS - ORDER NO. SUBSCRIPTION ONLY

SJD2-2102  
IEBEDIT OS/VS1 MICROFICHE LISTING  
Contains SCP program listings for OS/VS1 and/or OS/VS2 as specified in the title.  
Microfiche  
SLSS - ORDER NO. SUBSCRIPTION ONLY

SJD2-2105  
RES (REMOTE ENTRY SYSTEM) RELEASE 2 - PROGRAM NUMBER 5741-SC1-BB - REL. 2.6  
Contains SCP program listings for OS/VS1 and/or OS/VS2 as specified in the title.  
Microfiche  
SLSS - ORDER NO. SUBSCRIPTION ONLY

SJD2-2106  
OS/VS1 5741-SC1-18 MDPDPMP (EDIT-UTILITY PRINT DUMP)  
Contains SCP program listings for OS/VS1 and/or OS/VS2 as specified in the title.  
Microfiche  
SLSS - ORDER NO. SUBSCRIPTION ONLY

SJD2-2107  
REMOTE ENTRY SERVICE ACCOUNT FACILITY RELEASE 2 - PROGRAM NO. 5741-SC1-BC - REL. 2.6  
Contains SCP program listings for OS/VS1 and/or OS/VS2 as specified in the title.  
Microfiche  
SLSS - ORDER NO. SUBSCRIPTION ONLY

SJD2-2108  
3505/3525 RDR/PCH (READER/PUNCH) - PROGRAM NUMBER 5741-SC1-DD  
Contains SCP program listings for OS/VS1 and/or OS/VS2 as specified in the title.  
Microfiche  
SLSS - ORDER NO. SUBSCRIPTION ONLY

SJD2-2110  
OS/VS1 5741-SC1-CP EX P/P SIMULATOR - REL. 2.6  
Contains SCP program listings for OS/VS1 and/or OS/VS2 as specified in the title.  
Microfiche  
SLSS - ORDER NO. SUBSCRIPTION ONLY

SJD2-2111  
NO. 5741-SC1-C8 - REL. 2.6  
Contains SCP program listings for OS/VS1 and/or OS/VS2 as specified in the title.  
Microfiche  
SLSS - ORDER NO. SUBSCRIPTION ONLY

SJD2-2112  
OS/VS1 DSS MICROFICHE ASSEMBLY LISTINGS - PROGRAM NUMBER 5741-SC1-10  
Contains SCP program listings for OS/VS1 and/or OS/VS2 as specified in the title.  
Microfiche  
SLSS - ORDER NO. SUBSCRIPTION ONLY

SJD2-2113  
OS/VS2 REL. 03.1 PROG. LISTINGS, COMPONENT NO. 5741-SC1-23  
Contains SCP program listings for OS/VS1 and/or OS/VS2 as specified in the title.  
Microfiche  
SLSS - ORDER NO. SUBSCRIPTION ONLY

SJD2-2114  
OS/VS1 IDCAMS MICROFICHE ASSEMBLY LISTINGS, 5741-SC1-DK  
Contains SCP program listings for OS/VS1 and/or OS/VS2 as specified in the title.  
Microfiche  
SLSS - ORDER NO. SUBSCRIPTION ONLY

SJD2-2115  
OS/VS1 5741-SC1-DF SENECA-3890 DOC. PROCESSOR PROGRAM LISTINGS  
Contains SCP program listings for OS/VS1 and/or OS/VS2 as

specified in the title.  
Microfiche  
SLSS - ORDER NO. SUBSCRIPTION ONLY

SJD2-2116

OS/VS1 5741-SC1-DL SHARKS-3886 OCR  
PROG. LISTINGS  
Contains SCP program listings for OS/VS1 and/or OS/VS2 as  
specified in the title.  
Microfiche  
SLSS - ORDER NO. SUBSCRIPTION ONLY

SJD2-2117

OS/VS1 SYSTEM MODULE STATUS PROGRAM LISTINGS  
This microfiche contains the system module status for  
OS/VS1 Release 2.6.  
Microfiche  
SLSS - ORDER NO. SUBSCRIPTION ONLY

SJD2-2118

OS/VS1 VSAM, COMPONENT NO. 5741-SC1-DE LISTINGS  
Contains SCP program listings for OS/VS1 and/or OS/VS2 as  
specified in the title.  
Microfiche  
SLSS - ORDER NO. SUBSCRIPTION ONLY

SJD2-2119

OS/VS1 DSS, COMPONENT NO. 5741-SC1-10 LISTINGS  
Contains SCP program listings for OS/VS1 and/or OS/VS2 as  
specified in the title.  
Microfiche  
SLSS - ORDER NO. SUBSCRIPTION ONLY

SJD2-2121

OS/VS1 POWER WARNING FEATURE, COMPONENT NO. 5741-SC10-E  
Contains SCP program listings for OS/VS1 and/or OS/VS2 as  
specified in the title.  
Microfiche  
SLSS - ORDER NO. SUBSCRIPTION ONLY

SJD2-2122

OS/VS1 ISSP, COMPONENT NO. 5741-SC1-BK LISTINGS  
Contains SCP program listings for OS/VS1 and/or OS/VS2 as  
specified in the title.  
Microfiche  
SLSS - ORDER NO. SUBSCRIPTION ONLY

SJD2-2124

OS/VS1 TCAM, COMPONENT NO. 5741-SC1-21 LISTINGS  
Contains SCP program listings for OS/VS1 and/or OS/VS2 as  
specified in the title.  
Microfiche  
SLSS - ORDER NO. SUBSCRIPTION ONLY

SJD2-2128

OS/VS1 REL. 03.1 PROG. LISTINGS, COMPONENT NO. 5741-SC1-S1  
Contains SCP program listings for OS/VS1 and/or OS/VS2 as  
specified in the title.  
Microfiche  
SLSS - ORDER NO. SUBSCRIPTION ONLY

SJD2-2129

OS/VS1 5741-SC1-19 IMCOSJQD - ASSEMBLER PROG. LISTINGS  
Contains SCP program listings for OS/VS1 and/or OS/VS2 as  
specified in the title.  
Microfiche  
SLSS - ORDER NO. SUBSCRIPTION ONLY

SJD2-2134

OS/VS1 REL. 03.1 PROG. LISTINGS, COMPONENT NO. 5741-SC1-0C  
OS/VS1 Release 03.1 Microfiche listings of component  
5741-SC1-0C for use by all subscribers.  
Microfiche  
SLSS - ORDER NO. SUBSCRIPTION ONLY

SJD2-2135

OS/VS1 5741-SC1-BL JOB LIST MGR ASSEMBLER PROG. LISTINGS  
Program listings of ICR Job List Manager OS/VS1 Rel. 3.0  
Microfiche  
SLSS - ORDER NO. SUBSCRIPTION ONLY

SJD2-2419

SSP MODULES FOR OS/VS - RELEASE 3.1 LISTINGS - PROG. NO.  
5744-BA2  
Contains SCP program listings for OS/VS1 and/or OS/VS2 as  
specified in the title.  
Microfiche  
SLSS - ORDER NO. SUBSCRIPTION ONLY

GJD2-4002

370 DOS BTAM, MICROFICHE LISTING, PROG. NO. 370N-CQ-469  
Contains Type I DOS program listings as specified in the  
title.  
Microfiche

SLSS - ORDER NO. SUBSCRIPTION ONLY

LJD2-4106

3704/5 EMULATOR PRPQ P85004 SIX BIT TRANSCODE - PROGRAM  
NUMBER 5799-AGA  
This PRPQ provides for decoding Six Bit Transcode control  
characters and performing standard BSC control functions.  
Also included is the capability of accumulating a special  
CRC for Six Bit Transcode and the capability for Transparent  
Mode operation.  
Microfiche  
SLSS - ORDER NO. SUBSCRIPTION ONLY

LJD2-4107

3705/4 EP PRPQ P85007 SPECIAL START-STOP - PROGRAM NUMBER  
5799-AGK  
This PRPQ provides for support of special start-stop  
equipment. Operation is in half-duplex mode at 1200  
bits/second. Data is transparent; there is no checking for  
control characters. The Reverse Channel Feature is  
supported in conjunction with a hardware RPQ to the 3705.  
Microfiche  
SLSS - ORDER NO. SUBSCRIPTION ONLY

GJD2-4112

3705 USASCII TRNAPARENCY (PRPQ P85003) MICROFICHE,  
PROG. NO. 5799-AFZ  
Contains program listings as specified in the title.  
Microfiche  
SLSS - ORDER NO. SUBSCRIPTION ONLY

SJD2-4120

DOS/VS SSP MODULES, LISTINGS - PROG. NO. 5747-AJ2  
Contains SCP program listings for DOS/VS as specified in the  
title.  
Microfiche  
SLSS - ORDER NO. SUBSCRIPTION ONLY

SJD2-4121

NCP MODULES FOR OS/VS - LISTINGS - PROG. NO. 5744-BA2  
Contains SCP program listings for OS/VS1 and/or OS/VS2 as  
specified in the title.  
Microfiche  
SLSS - ORDER NO. SUBSCRIPTION ONLY

SJD2-4122

DOS/VS NCP LISTINGS - PROG. NO. 5747-AJ2  
Contains SCP program listings for DOS/VS as specified in the  
title.  
Microfiche  
SLSS - ORDER NO. SUBSCRIPTION ONLY

SJD2-4200

TOOLS LIST OS/VS2  
OS/VS2 RELEASE 2.0  
Contains SCP program listings for OS/VS1 and/or OS/VS2 as  
specified in the title.  
Microfiche  
SLSS - ORDER NO. SUBSCRIPTION ONLY

SJD2-4201

OS/VS2 RELEASE 02.0 SYSTEM CROSS REFERENCE SAMPLE  
SYSGEN INDEX  
Contains SCP program listings for OS/VS1 and/or OS/VS2 as  
specified in the title.  
Microfiche  
SLSS - ORDER NO. SUBSCRIPTION ONLY

SJD2-4230

OS/VS2 RELEASE 020 JES2 5752-SC1-BH  
Contains SCP program listings for OS/VS1 and/or OS/VS2 as  
specified in the title.  
Microfiche  
SLSS - ORDER NO. SUBSCRIPTION ONLY

SJD2-4240

OS/VS2 RELEASE 020 EXTERNAL WRITER 5752-SC1-B2  
Contains SCP program listings for OS/VS1 and/or OS/VS2 as  
specified in the title.  
Microfiche  
SLSS - ORDER NO. SUBSCRIPTION ONLY

SJD2-4250

OS/VS2 RELEASE 020 SCHED RESTART 5752-SC1-B3  
Contains SCP program listings for OS/VS1 and/or OS/VS2 as  
specified in the title.  
Microfiche  
SLSS - ORDER NO. SUBSCRIPTION ONLY

SJD2-4260

OS/VS2 RELEASE 020 ALLOC/UNALLOCATE 5752-SC1-B4  
Contains SCP program listings for OS/VS1 and/or OS/VS2 as  
specified in the title.  
Microfiche  
SLSS - ORDER NO. SUBSCRIPTION ONLY

SJD2-4270

OS/VS2 RELEASE 020 SWA MANAGER 5752-SC1-B5  
 Contains SCP program listings for OS/VS1 and/or OS/VS2 as specified in the title.  
 Microfiche  
 SLSS - ORDER NO. SUBSCRIPTION ONLY

SJD2-4280

OS/VS2 RELEASE 020 INCIATOR 5752-SC1-B6  
 Contains SCP program listings for OS/VS1 and/or OS/VS2 as specified in the title.  
 MICROFICHE  
 SLSS - ORDER NO. SUBSCRIPTION ONLY

SJD2-4300

OS/VS2 RELEASE 020 MSTR SCHLOR CMDS 5752-SC1-B8  
 Contains SCP program listings for OS/VS1 and/or OS/VS2 as specified in the title.  
 Microfiche  
 SLSS - ORDER NO. SUBSCRIPTION ONLY

SJD2-4310

OS/VS2 RELEASE 020 CONV/INTERPRETER 5752-SC1-B9  
 Contains SCP program listings for OS/VS1 and/or OS/VS2 as specified in the title.  
 Microfiche  
 SLSS - ORDER NO. SUBSCRIPTION ONLY

SJD2-4320

OS/VS2 RELEASE 020 DASD ERP 5752-SC1-CA  
 Contains SCP program listings for OS/VS1 and/or OS/VS2 as specified in the title.  
 Microfiche  
 SLSS - ORDER NO. SUBSCRIPTION ONLY

SJD2-4330

OS/VS2 RELEASE 020 UNIT RECORD ERP 5752-SC1-CB  
 Contains SCP program listings for OS/VS1 and/or OS/VS2 as specified in the title.  
 Microfiche  
 SLSS - ORDER NO. SUBSCRIPTION ONLY

SJD2-4340

OS/VS2 RELEASE 020 TAPE ERP/VES 5752-SC1-CC  
 Contains SCP program listings for OS/VS1 and/or OS/VS2 as specified in the title.  
 Microfiche  
 SLSS - ORDER NO. SUBSCRIPTION ONLY

SJD2-4350

OS/VS2 RELEASE 020 OBR/EREP/RDE 5752-SC1-CD  
 Contains SCP program listings for OS/VS1 and/or OS/VS2 as specified in the title.  
 Microfiche  
 SLSS - ORDER NO. SUBSCRIPTION ONLY

SJD2-4360

OS/VS2 RELEASE 020 RMS 5752-SC1-CE  
 Contains SCP program listings for OS/VS1 and/or OS/VS2 as specified in the title.  
 Microfiche  
 SLSS - ORDER NO. SUBSCRIPTION ONLY

SJD2-4370

OS/VS2 RELEASE 020 EXTEND SVC ROUTER 5752-SC1-CF  
 Contains SCP program listings for OS/VS1 and/or OS/VS2 as specified in the title.  
 Microfiche  
 SLSS - ORDER NO. SUBSCRIPTION ONLY

SJD2-4380

OS/VS2 RELEASE 020 SVC 109 5752-SC1-CG  
 Contains SCP program listings for OS/VS1 and/or OS/VS2 as specified in the title.  
 Microfiche  
 SLSS - ORDER NO. SUBSCRIPTION ONLY

SJD2-4390

OS/VS2 RELEASE 020 VIRT STORAGE MAN 5752-SC1-CH  
 Contains SCP program listings for OS/VS1 and/or OS/VS2 as specified in the title.  
 Microfiche  
 SLSS - ORDER NO. SUBSCRIPTION ONLY

SJD2-4400

OS/VS2 RELEASE 020 CONTENS SUPER VSR 5752-SC1-CJ  
 Contains SCP program listings for OS/VS1 and/or OS/VS2 as specified in the title.  
 Microfiche  
 SLSS - ORDER NO. SUBSCRIPTION ONLY

SJD2-4410

OS/VS2 RELEASE 020 COMMUNICAT TASK 5752-SC1-CK  
 Contains SCP program listings for OS/VS1 and/or OS/VS2 as specified in the title.  
 Microfiche  
 SLSS - ORDER NO. SUBSCRIPTION ONLY

SJD2-4420

OS/VS2 RELEASE 020 TASK MAN 5752-SC1-CL  
 Contains SCP program listings for OS/VS1 and/or OS/VS2 as specified in the title.  
 Microfiche  
 SLSS - ORDER NO. SUBSCRIPTION ONLY

SJD2-4430

OS/VS2 RELEASE 020 RECOVERY TERMIN 5752-SC1-CM  
 Contains SCP program listings for OS/VS1 and/or OS/VS2 as specified in the title.  
 Microfiche  
 SLSS - ORDER NO. SUBSCRIPTION ONLY

SJD2-4440

OS/VS2 RELEASE 020 EXT PREC FLT PT S 5752-SC1-CP  
 Contains SCP program listings for OS/VS1 and/or OS/VS2 as specified in the title.  
 Microfiche  
 SLSS - ORDER NO. SUBSCRIPTION ONLY

SJD2-4450

OS/VS2 RELEASE 020 MF/1 5752-SC1-CQ  
 Contains SCP program listings for OS/VS1 and/or OS/VS2 as specified in the title.  
 Microfiche  
 SLSS - ORDER NO. SUBSCRIPTION ONLY

SJD2-4460

OS/VS2 RELEASE 020 REAL STORAGE MAN 5752-SC1-CR  
 Contains SCP program listings for OS/VS1 and/or OS/VS2 as specified in the title.  
 Microfiche  
 SLSS - ORDER NO. SUBSCRIPTION ONLY

SJD2-4470

OS/VS2 RELEASE 020 REG CONTROL TASK 5752-SC1-CU  
 Contains SCP program listings for OS/VS1 and/or OS/VS2 as specified in the title.  
 Microfiche  
 SLSS - ORDER NO. SUBSCRIPTION ONLY

SJD2-4480

OS/VS2 RELEASE 020 TIMER SUPER VISION 5752-SC1-CV  
 Contains SCP program listings for OS/VS1 and/or OS/VS2 as specified in the title.  
 Microfiche  
 SLSS - ORDER NO. SUBSCRIPTION ONLY

SJD2-4490

OS/VS2 RELEASE 020 AUX STORAGE MAN 5752-SC1-CW  
 Contains SCP program listings for OS/VS1 and/or OS/VS2 as specified in the title.  
 Microfiche  
 SLSS - ORDER NO. SUBSCRIPTION ONLY

SJD2-4500

OS/VS2 RELEASE 020 SYS RESRC MGR 5742-SC1-CX  
 Contains SCP program listings for OS/VS1 and/or OS/VS2 as specified in the title.  
 Microfiche  
 SLSS - ORDER NO. SUBSCRIPTION ONLY

SJD2-4510

OS/VS2 RELEASE 020 RASIX PART TREE S 5752-SC1-CY  
 Contains SCP program listings for OS/VS1 and/or OS/VS2 as specified in the title.  
 Microfiche  
 SLSS - ORDER NO. SUBSCRIPTION ONLY

SJD2-4520

OS/VS2 RELEASE 020 MP RECONFIG 5752-SC1-CZ  
 Contains SCP program listings for OS/VS1 and/or OS/VS2 as specified in the title.  
 Microfiche  
 SLSS - ORDER NO. SUBSCRIPTION ONLY

SJD2-4540

OS/VS2 RELEASE 020 OVERLAY SUPER VSR 5752-SC1-C2  
 Contains SCP program listings for OS/VS1 and/or OS/VS2 as specified in the title.  
 Microfiche  
 SLSS - ORDER NO. SUBSCRIPTION ONLY

SJD2-4550  
OS/VS2 RELEASE 020 IOS 5752-SC1-C3  
 Contains SCP program listings for OS/VS1 and/or OS/VS2 as specified in the title.  
 Microfiche  
 SLSS - ORDER NO. SUBSCRIPTION ONLY

SJD2-4560  
OS/VS2 RELEASE 020 DIDOCS 5752-SC1-C4  
 Contains SCP program listings for OS/VS1 and/or OS/VS2 as specified in the title.  
 Microfiche  
 SLSS - ORDER NO. SUBSCRIPTION ONLY

SJD2-4570  
OS/VS2 RELEASE 020 SUPERVISOR CONTROL 5752-SC1-C5  
 Contains SCP program listings for OS/VS1 and/or OS/VS2 as specified in the title.  
 Microfiche  
 SLSS - ORDER NO. SUBSCRIPTION ONLY

SJD2-4580  
OS/VS2 RELEASE 020 EXCP 5752-SC1-C6  
 Contains SCP program listings for OS/VS1 and/or OS/VS2 as specified in the title.  
 Microfiche  
 SLSS - ORDER NO. SUBSCRIPTION ONLY

SJD2-4590  
OS/VS2 RELEASE 020 FETCH 5752-SC1-C7  
 Contains SCP program listings for OS/VS1 and/or OS/VS2 as specified in the title.  
 Microfiche  
 SLSS - ORDER NO. SUBSCRIPTION ONLY

SJD2-4600  
OS/VS2 RELEASE 024 NIP 5752-SC1-C8  
 Contains SCP program listings for OS/VS1 and/or OS/VS2 as specified in the title.  
 Microfiche  
 SLSS - ORDER NO. SUBSCRIPTION ONLY

SJD2-4610  
OS/VS2 RELEASE 020 IPL 5752-SC1-C9  
 Contains SCP program listings for OS/VS1 and/or OS/VS2 as specified in the title.  
 Microfiche  
 SLSS - ORDER NO. SUBSCRIPTION ONLY

SJD2-4620  
OS/VS2 RELEASE 020 BLOCK PROCESSOR LISTINGS, COMPONENT NO. 5752-SC1-DA  
 Contains SCP program listings for OS/VS1 and/or OS/VS2 as specified in the title.  
 Microfiche  
 SLSS - ORDER NO. SUBSCRIPTION ONLY

SJD2-4630  
OS/VS2 RELEASE 020 SAM SUBSYS INTERFACE LISTINGS, COMPONENT NO. 5752-SC1-DB  
 Contains SCP program listings for OS/VS1 and/or OS/VS2 as specified in the title.  
 Microfiche  
 SLSS - ORDER NO. SUBSCRIPTION ONLY

SJD2-4640  
OS/VS2 RELEASE 020 PASSWORD PROTECT LISTINGS, COMPONENT NO. 5752-SC1-DC  
 Contains SCP program listings for OS/VS1 and/or OS/VS2 as specified in the title.  
 Microfiche  
 SLSS - ORDER NO. SUBSCRIPTION ONLY

SJD2-4650  
OS/VS2 RELEASE 020 3505/3525 READER PUNCH SUPPORT LISTINGS (5752-SC1-DD)  
 Contains SCP program listings for OS/VS1 and/or OS/VS2 as specified in the title.  
 Fiche  
 SLSS - ORDER NO. SUBSCRIPTION ONLY

SJD2-4660  
OS/VS2 RELEASE 020 VSAM/VSAM CATALOG LISTINGS COMPONENT NO. 5752-SC1-DE  
 Contains SCP program listings for OS/VS1 and/or OS/VS2 as specified in the title.  
 Microfiche  
 SLSS - ORDER NO. SUBSCRIPTION ONLY

SJD2-4670  
OS/VS2 RELEASE 020 3890 DOCUMENT PROCESSOR LISTINGS, COMPONENT NO. 5752-SC1-DF  
 Contains SCP program listings for OS/VS1 and/or OS/VS2 as specified in the title.  
 Microfiche

SLSS - ORDER NO. SUBSCRIPTION ONLY

SLSS - ORDER NO. SUBSCRIPTION ONLY

SJD2-4680  
OS/VS2 RELEASE 020 VBP LISTINGS, COMPONENT NO. 5752-SC1-DG  
 Contains SCP program listings for OS/VS1 and/or OS/VS2 as specified in the title.  
 Microfiche  
 SLSS - ORDER NO. SUBSCRIPTION ONLY

SJD2-4690  
OS/VS2 RELEASE 020 CATALOG CONTROLLER 3 LISTINGS, COMPONENT NO. 5752-SC1-DH  
 Contains SCP program listings for OS/VS1 and/or OS/VS2 as specified in the title.  
 Microfiche  
 SLSS - ORDER NO. SUBSCRIPTION ONLY

SJD2-4700  
OS/VS2 RELEASE 020 WINDOW INTERCEPT LISTINGS, COMPONENT NO. 5752-SC-DJ  
 Contains SCP program listings for OS/VS1 and/or OS/VS2 as specified in the title.  
 Microfiche  
 SLSS - ORDER NO. SUBSCRIPTION ONLY

SJD2-4710  
OS/VS2 RELEASE 020 ACCESS METHOD SERVICES COMPONENT NO. 5752-SC1-DK  
 Contains SCP program listings for OS/VS1 and/or OS/VS2 as specified in the title.  
 Microfiche  
 SLSS - ORDER NO. SUBSCRIPTION ONLY

SJD2-4720  
OS/VS2 RELEASE 020 3886 OCR LISTINGS, COMPONENT NO. 5752-SC1-DL  
 Contains SCP program listings for OS/VS1 and/or OS/VS2 as specified in the title.  
 Microfiche  
 SLSS - ORDER NO. SUBSCRIPTION ONLY

SJD2-4730  
OS/VS2 RELEASE 020 SAM LISTINGS, COMPONENT NO. 5752-SC1-DO  
 Contains SCP program listings for OS/VS1 and/or OS/VS2 as specified in the title.  
 Microfiche  
 SLSS - ORDER NO. SUBSCRIPTION ONLY

SJD2-4740  
OS/VS2 RELEASE 020 OPEN/CLOSE/EOV LISTINGS, COMPONENT NO. 5752-SC1-DI  
 Contains SCP program listings for OS/VS1 and/or OS/VS2 as specified in the title.  
 Microfiche  
 SLSS - ORDER NO. SUBSCRIPTION ONLY

SJD2-4750  
OS/VS2 RELEASE 020 PAM LISTINGS, COMPONENT NO. 5752-SC1-D2  
 Contains SCP program listings for OS/VS1 and/or OS/VS2 as specified in the title.  
 Microfiche  
 SLSS - ORDER NO. SUBSCRIPTION ONLY

SJD2-4770  
OS/VS2 RELEASE 020 DADSM 5752-SC1D4  
 Contains SCP program listings for OS/VS1 and/or OS/VS2 as specified in the title.  
 Microfiche  
 SLSS - ORDER NO. SUBSCRIPTION ONLY

SJD2-4780  
OS/VS2 RELEASE 020 OCR 5752-SC1D5  
 Contains SCP program listings for OS/VS1 and/or OS/VS2 as specified in the title.  
 Microfiche  
 SLSS - ORDER NO. SUBSCRIPTION ONLY

SJD2-4790  
OS/VS2 RELEASE 020 MICR 5752-SC1D6  
 Contains SCP program listings for OS/VS1 and/or OS/VS2 as specified in the title.  
 Microfiche  
 SLSS - ORDER NO. SUBSCRIPTION ONLY

SJD2-4800  
OS/VS2 RELEASE 020 DAM 5752-SC1-D7  
 Contains SCP program listings for OS/VS1 and/or OS/VS2 as specified in the title.  
 Microfiche  
 SLSS - ORDER NO. SUBSCRIPTION ONLY



SJD2-4810  
OS/VS2 RELEASE 020 ISAM 5752-SC1D8  
 Contains SCP program listings for OS/VS1 and/or OS/VS2 as specified in the title.  
 Microfiche  
 SLSS - ORDER NO. SUBSCRIPTION ONLY

SJD2-4820  
OS/VS2 RELEASE 020 GAM 5752-SC1G0  
 Contains SCP program listings for OS/VS1 and/or OS/VS2 as specified in the title.  
 Microfiche  
 SLSS - ORDER NO. SUBSCRIPTION ONLY

SJD2-4830  
OS/VS2 RELEASE 020 IBCDMPRS 5752-SC1I0  
 Contains SCP program listings for OS/VS1 and/or OS/VS2 as specified in the title.  
 Microfiche  
 SLSS - ORDER NO. SUBSCRIPTION ONLY

SJD2-4840  
OS/VS2 RELEASE 020 IBCDASDI 5752-SC1-I1  
 Contains SCP program listings for OS/VS1 and/or OS/VS2 as specified in the title.  
 Microfiche  
 SLSS - ORDER NO. SUBSCRIPTION ONLY

SJD2-4850  
OS/VS2 RELEASE 020 ICAPRTBL 5752-SC1-I2  
 Contains SCP program listings for OS/VS1 and/or OS/VS2 as specified in the title.  
 Microfiche  
 SLSS - ORDER NO. SUBSCRIPTION ONLY

SJD2-4860  
OS/VS2 RELEASE 020 TSO EDIT 5752-SC1-T0  
 Contains SCP program listings for OS/VS1 and/or OS/VS2 as specified in the title.  
 Microfiche  
 SLSS - ORDER NO. SUBSCRIPTION ONLY

SJD2-4870  
OS/VS2 RELEASE 020 TSO TEST 5752-SC1-T1  
 Contains SCP program listings for OS/VS1 and/or OS/VS2 as specified in the title.  
 Microfiche  
 SLSS - ORDER NO. SUBSCRIPTION ONLY

SJD2-4880  
OS/VS2 RELEASE 020 TSO UTILITIES 5752-SC1T2  
 Contains SCP program listings for OS/VS1 and/or OS/VS2 as specified in the title.  
 Microfiche  
 SLSS - ORDER NO. SUBSCRIPTION ONLY

SJD2-4890  
OS/VS2 RELEASE 020 TSO TIOC 5752-SC1-T3  
 Contains SCP program listings for OS/VS1 and/or OS/VS2 as specified in the title.  
 Microfiche  
 SLSS - ORDER NO. SUBSCRIPTION ONLY

SJD2-4900  
OS/VS2 RELEASE 020 TSO SCHEDULER 5752-SC1-T4  
 Contains SCP program listings for OS/VS1 and/or OS/VS2 as specified in the title.  
 Microfiche  
 SLSS - ORDER NO. SUBSCRIPTION ONLY

SJD2-4910  
OS/VS2 RELEASE 020 LINK LOADGO PROMP 5752-SC1-T5  
 Contains SCP program listings for OS/VS1 and/or OS/VS2 as specified in the title.  
 Microfiche  
 SLSS - ORDER NO. SUBSCRIPTION ONLY

SJD2-4920  
OS/VS2 RELEASE 020 TSO TCAM SUBROUTINES  
 Contains SCP program listings for OS/VS1 and/or OS/VS2 as specified in the title.  
 Microfiche  
 SLSS - ORDER NO. SUBSCRIPTION ONLY

SJD2-4930  
OS/VS2 RELEASE 020 DEBPTPCH 5752-SC1-UA  
 Contains SCP program listings for OS/VS1 and/or OS/VS2 as specified in the title.  
 Microfiche  
 SLSS - ORDER NO. SUBSCRIPTION ONLY

SJD2-4940  
OS/VS2 RELEASE 020 IEHMOVE 5752-SC1-UC  
 Contains SCP program listings for OS/VS1 and/or OS/VS2 as specified in the title.  
 Microfiche  
 SLSS - ORDER NO. SUBSCRIPTION ONLY

SJD2-4950  
OS/VS2 RELEASE 020 IEHINITI 5752-SC1-UD  
 Contains SCP program listings for OS/VS1 and/or OS/VS2 as specified in the title.  
 Microfiche  
 SLSS - ORDER NO. SUBSCRIPTION ONLY

SJD2-4960  
OS/VS2 RELEASE 020 IEHSTATR 5752-SC1-UE  
 Contains SCP program listings for OS/VS1 and/or OS/VS2 as specified in the title.  
 Microfiche  
 SLSS - ORDER NO. SUBSCRIPTION ONLY

SJD2-4970  
OS/VS2 RELEASE 020 IEHATLAS 5752-SC1-UF  
 Contains SCP program listings for OS/VS1 and/or OS/VS2 as specified in the title.  
 Microfiche  
 SLSS - ORDER NO. SUBSCRIPTION ONLY

SJD2-4980  
OS/VS2 RELEASE 020 IEBTSCRIN 5752-SC1-UG  
 Contains SCP program listings for OS/VS1 and/or OS/VS2 as specified in the title.  
 Microfiche  
 SLSS - ORDER NO. SUBSCRIPTION ONLY

SJD2-4990  
OS/VS2 RELEASE 020 IEBSAM 5752-SC1-UH  
 Contains SCP program listings for OS/VS1 and/or OS/VS2 as specified in the title.  
 Microfiche  
 SLSS - ORDER NO. SUBSCRIPTION ONLY

SJD2-5000  
OS/VS2 RELEASE 020 IEBDG 5752-SC1-UJ  
 Contains SCP program listings for OS/VS1 and/or OS/VS2 as specified in the title.  
 Microfiche  
 SLSS - ORDER NO. SUBSCRIPTION ONLY

SJD2-5010  
OS/VS2 RELEASE 020 IEBCOMPR 5752-SC1-UK  
 Contains SCP program listings for OS/VS1 and/or OS/VS2 as specified in the title.  
 Microfiche  
 SLSS - ORDER NO. SUBSCRIPTION ONLY

SJD2-5020  
OS/VS2 RELEASE 020 IEHUCAT 5752-SC1-UY  
 Contains SCP program listings for OS/VS1 and/or OS/VS2 as specified in the title.  
 Microfiche  
 SLSS - ORDER NO. SUBSCRIPTION ONLY

SJD2-5030  
OS/VS2 RELEASE 020 IEHDASDR 5752-SC1-U0  
 Contains SCP program listings for OS/VS1 and/or OS/VS2 as specified in the title.  
 Microfiche  
 SLSS - ORDER NO. SUBSCRIPTION ONLY

SJD2-5040  
OS/VS2 RELEASE 020 IEHLIST 5752-SC1-U2  
 Contains SCP program listings for OS/VS1 and/or OS/VS2 as specified in the title.  
 Microfiche  
 SLSS - ORDER NO. SUBSCRIPTION ONLY

SJD2-5050  
OS/VS2 RELEASE 020 IEHPROGM 5752-SC1-U3  
 Contains SCP program listings for OS/VS1 and/or OS/VS2 as specified in the title.  
 Microfiche  
 SLSS - ORDER NO. SUBSCRIPTION ONLY

SJD2-5060  
OS/VS2 RELEASE 020 IEBCOPY 5752-SC1-U6  
 Contains SCP program listings for OS/VS1 and/or OS/VS2 as specified in the title.  
 Microfiche  
 SLSS - ORDER NO. SUBSCRIPTION ONLY

SJD2-5070

OS/VS2 RELEASE 020 IEBGENER 5752-SC1-U7  
 Contains SCP program listings for OS/VS1 and/or OS/VS2 as specified in the title.  
 Microfiche  
 SLSS - ORDER NO. SUBSCRIPTION ONLY

SJD2-5080

OS/VS2 RELEASE 020 IEBUPDTE 5752-SC1-U8  
 Contains SCP program listings for OS/VS1 and/or OS/VS2 as specified in the title.  
 Microfiche  
 SLSS - ORDER NO. SUBSCRIPTION ONLY

SJD2-5090

OS/VS2 RELEASE 020 IEBEDIT 5752-SC1U9  
 Contains SCP program listings for OS/VS1 and/or OS/VS2 as specified in the title.  
 Microfiche  
 SLSS - ORDER NO. SUBSCRIPTION ONLY

SJD2-5110

OS/VS2 RELEASE 020 POWR WARN FEATURE 5752-SC10E  
 Contains SCP program listings for OS/VS1 and/or OS/VS2 as specified in the title.  
 Microfiche  
 SLSS - ORDER NO. SUBSCRIPTION ONLY

SJD2-5120

OS/VS2 RELEASE 020 SMF SCHEDULER 5752-SC1-00  
 Contains SCP program listings for OS/VS1 and/or OS/VS2 as specified in the title.  
 Microfiche  
 SLSS - ORDER NO. SUBSCRIPTION ONLY

SJD2-5130

OS/VS2 MAPPING MACROS 5752-SC1-01  
OS/VS2 RELEASE 2.0  
 Contains SCP program listings for OS/VS1 and/or OS/VS2 as specified in the title.  
 Microfiche  
 SLSS - ORDER NO. SUBSCRIPTION ONLY

SJD2-5140

OS/VS2 RELEASE 020 SMF 5752-SC1-02  
 Contains SCP program listings for OS/VS1 and/or OS/VS2 as specified in the title.  
 Microfiche  
 SLSS - ORDER NO. SUBSCRIPTION ONLY

SJD2-5150

OS/VS2 RELEASE 020 ASSEMBLER XF 5752-SC1-03  
 Contains SCP program listings for OS/VS1 and/or OS/VS2 as specified in the title.  
 Microfiche  
 SLSS - ORDER NO. SUBSCRIPTION ONLY

SJD2-5160

OS/VS2 RELEASE 020 LINKAGE EDITOR 5752-SC1-04  
 Contains SCP program listings for OS/VS1 and/or OS/VS2 as specified in the title.  
 Microfiche  
 SLSS - ORDER NO. SUBSCRIPTION ONLY

SJD2-5170

OS/VS2 RELEASE 020 LOADER 5752-SC1-05  
 Contains SCP program listings for OS/VS1 and/or OS/VS2 as specified in the title.  
 Microfiche  
 SLSS - ORDER NO. SUBSCRIPTION ONLY

SJD2-5180

OS/VS2 RELEASE 020 OLTEP 5752-SC1-06  
 Contains SCP program listings for OS/VS1 and/or OS/VS2 as specified in the title.  
 Microfiche  
 SLSS - ORDER NO. SUBSCRIPTION ONLY

SJD2-5190

OS/VS2 RELEASE 020 GSP 5752-SC1-07  
 Contains SCP program listings for OS/VS1 and/or OS/VS2 as specified in the title.  
 Microfiche  
 SLSS - ORDER NO. SUBSCRIPTION ONLY

SJD2-5200

OS/VS2 RELEASE 020 CHK PT/RESTART 5752-SC1-09  
 Contains SCP program listings for OS/VS1 and/or OS/VS2 as specified in the title.  
 Microfiche  
 SLSS - ORDER NO. SUBSCRIPTION ONLY

SJD2-5210

OS/VS2 RELEASE 020 DSS 5752-SC1-10  
 Contains SCP program listings for OS/VS1 and/or OS/VS2 as specified in the title.  
 Microfiche  
 SLSS - ORDER NO. SUBSCRIPTION ONLY

SJD2-5220

OS/VS2 RELEASE 020 GTF 5752-SC1-11  
 Contains SCP program listings for OS/VS1 and/or OS/VS2 as specified in the title.  
 Microfiche  
 SLSS - ORDER NO. SUBSCRIPTION ONLY

SJD2-5230

OS/VS2 RELEASE 020 AMASPZAP 5752-SC1-12  
 Contains SCP program listings for OS/VS1 and/or OS/VS2 as specified in the title.  
 Microfiche  
 SLSS - ORDER NO. SUBSCRIPTION ONLY

SJD2-5240

OS/VS2 RELEASE 020 AMDPRDMP 5752-SC1-13  
 Contains SCP program listings for OS/VS1 and/or OS/VS2 as specified in the title.  
 Microfiche  
 SLSS - ORDER NO. SUBSCRIPTION ONLY

SJD2-5250

OS/VS2 RELEASE 020 AMBLIST 5752-SC1-14  
 Contains SCP program listings for OS/VS1 and/or OS/VS2 as specified in the title.  
 Microfiche  
 SLSS - ORDER NO. SUBSCRIPTION ONLY

SJD2-5260

OS/VS2 RELEASE 020 AMSADMP 5752-SC1-15  
 Contains SCP program listings for OS/VS1 and/or OS/VS2 as specified in the title.  
 Microfiche  
 SLSS - ORDER NO. SUBSCRIPTION ONLY

SJD2-5270

OS/VS2 RELEASE 020 AMAPTFLE 5752-SC1-16  
 Contains SCP program listings for OS/VS1 and/or OS/VS2 as specified in the title.  
 Microfiche  
 SLSS - ORDER NO. SUBSCRIPTION ONLY

SJD2-5280

OS/VS2 RELEASE 020 AMDPRDMP/EDIT 5752-SC1-18  
 Contains SCP program listings for OS/VS1 and/or OS/VS2 as specified in the title.  
 Microfiche  
 SLSS - ORDER NO. SUBSCRIPTION ONLY

SJD2-5290

OS/VS2 RELEASE 020 BTAM 5752-SC1-20  
 Contains SCP program listings for OS/VS1 and/or OS/VS2 as specified in the title.  
 Microfiche  
 SLSS - ORDER NO. SUBSCRIPTION ONLY

SJD2-5300

OS/VS2 RELEASE 020 TCAM 5752-SC1-21  
 Contains SCP program listings for OS/VS1 and/or OS/VS2 as specified in the title.  
 Microfiche  
 SLSS - ORDER NO. SUBSCRIPTION ONLY

SJD2-5320

OS/VS2 RELEASE 020 VTCAM 5752-SC1-23  
 Contains SCP program listings for OS/VS1 and/or OS/VS2 as specified in the title.  
 Microfiche  
 SLSS - ORDER NO. SUBSCRIPTION ONLY

SJD2-5330

OS/VS2 RELEASE 020 SMP 5752-SC1-30  
 Contains SCP program listings for OS/VS1 and/or OS/VS2 as specified in the title.  
 Microfiche  
 SLSS - ORDER NO. SUBSCRIPTION ONLY

SJD3-0003

PTF NO. 5745-01555 PROGRAM NUMBER 5745-SC-EML  
COMPONENT OF SBOF-6440  
 Included are PTF's 5745-01555-A  
 Microfiche  
 Available via SLSS under BOF.

## SJD3-1000

PTF NO. 5745-01403-3PROGRAM NUMBER 5745-SC-ASM  
COMPONENT OF SBOF-6440

This PTF is a fix generated by the group having maintenance control of the program component mentioned in the title.  
Microfiche  
Available via SLSS under BOF.

## SJD3-1001

PTF NO. 5745-00426-3PROGRAM NUMBER 5745-SC-ASM  
COMPONENT OF SBOF-6440

This PTF is a fix generated by the group having maintenance control of the program component mentioned in the title.  
Microfiche  
Available via SLSS under BOF.

## SJD3-1002

PTF NO. 5745-00430-3PROGRAM NUMBER 5745-SC-ASM  
COMPONENT OF SBOF-6440

This PTF is a fix generated by the group having maintenance control of the program component mentioned in the title.  
Microfiche  
Available via SLSS under BOF.

## SJD3-1003

PTF FOR SC-ASM/5745-01405-3 COMP OF SBOF-6440

This PTF is a fix generated by the group having maintenance control of the program component mentioned in the title.  
Microfiche  
Available via SLSS under BOF.

## SJD3-1004

PTF FOR SC-ASM/5745-01406-3 COMP OF SBOF-6440

This PTF is a fix generated by the group having maintenance control of the program component mentioned in the title.  
Microfiche  
Available via SLSS under BOF.

## SJD3-1006

PTF FOR SC-ASM/5745-01407-3 COMP OF SBOF-6440

This PTF is a fix generated by the group having maintenance control of the program component mentioned in the title.  
Microfiche  
Available via SLSS under BOF.

## SJD3-1009

DOS/VS PTF COMP OF SBOF-6440 PROGRAM ID 5745

Included is PTF number 5745-01410-3.

Microfiche

Available via SLSS under BOF.

## SJD3-1011

DOS/VS PTF COMP OF SBOF-6440 PROGRAM ID 5745

Included is PTF number 5745-01412-3.

Microfiche

Available via SLSS under BOF.

## SJD3-2001

DOS/VS PTF LISTINGS COMPONENT OF SBOF-6440 PROGRAM ID 5745

Included are PTF numbers:

5745-01334-3

5745-01216-3

5745-01379-3

5745-01203-3

5745-01265-3

5745-01367-3

5745-01957-3

5745-01348-3

5745-01381-3

5745-01388-3

5745-01382-3

5745-01811-3

5745-01352-3

Microfiche

Available via SLSS under BOF.

## SJD3-2002

DOS/VS PTF LISTINGS COMPONENT OF SBOF-6440 PROGRAM ID 5745

Included are PTF numbers:

5745-00257-3

5745-00272-3

5745-00279-3

5745-00295-3

5745-00315-3

5745-00321-3

5745-00322-3

5745-00323-3

5745-00329-3

5745-01237-A

5745-01245-3

5745-01994-3

Microfiche

Available via SLSS under BOF.

## SJD3-2004

DOS/VS PTF COMPONENT OF SBOF-6440 PROGRAM ID 5745

This group of microfiche cards contains PTF's:

5745-02126-A

5745-02134-3

5745-02144-3

5745-02161-3

5745-02171-3

5745-02210-3

5745-02225-3

5745-02230-3

5745-02248-3

5745-02250-3

5745-02251-3

5745-02262-3

5745-02265-3

5745-02268-3

5745-02274-3

5745-09028-3

5745-09029-3

5745-09031-3

5745-09034-3

5745-09035-3

5745-09036-3

5745-09037-3

Microfiche

Available via SLSS under BOF.

## SJD3-2005

DOS/VS PTF COMPONENT OF SBOF-6440 PROGRAM ID 5745

This group of microfiche contains PTF's:

5745-2054-3 5745-1285-A 5745-3074-3

5745-2057-3 5745-1323-3 5745-3090-3

5745-2058-3 5745-1331-3 5745-3096-3

5745-2061-3 5745-1374-3 5745-3100-3

5745-2062-3 5745-1878-3 5745-3102-3

5745-2078-3 5745-1897-3 5745-3110-3

5745-2086-3 5745-1916-3 5745-3112-3

5745-2091-3 5745-1977-3 5745-3113-3

5745-2092-3 5745-1982-3 5745-3118-3

5745-2094-3 5745-1985-3 5745-3125-3

5745-2095-3 5745-1987-3 5745-3143-3

5745-2096-A 5745-1995-3 5745-3153-3

5745-2113-3 5745-3009-3 5745-3154-3

5745-2155-3 5745-3012-3 5745-3155-3

5745-2249-3 5745-3022-3 5745-3304-3

5745-2269-3 5745-3041-3 5745-3317-3

5745-9030-3 5745-3063-3 5745-3334-3

Microfiche

Available via SLSS under BOF.

## SJD3-2006

DOS/VS PTF COMPONENT OF SBOF 6440 PROGRAM ID 5745

5745-02263-3 5745-03417-3 5745-03205-3

5745-03389-3 5745-02097-3 5745-03386-3

5745-09032-A 5745-02301-3 5745-03033-3

5745-01836-3 5745-01814-3

5745-03331-3 5745-02298-3

5745-03314-3 5745-03158-3

5745-02299-3 5745-03310-3

5745-02321-3 5745-03426-3

5745-03169-3 5745-03425-3

5745-00313-3 5745-03222-3

5745-02281-3 5745-01821-3

5745-03318-3 5745-01840-3

5745-03377-3 5745-03378-3

5745-03048-3

Microfiche

Available via SLSS under BOF.

## SJD3-2007

DOS/VS PTF COMPONENT OF SBOF 6440 PROG. ID 5745

Contains PTF's:

5745-01986-3 5745-03422-3

5745-02006-3 5745-03424-3

5745-02139-3 5745-03439-3

5745-02218-3 5745-03441-3

5745-02295-3 5745-09039-3

5745-02331-3

5745-02342-3

5745-02346-3

5745-03397-3

5745-03414-3

Microfiche

Available via SLSS under BOF.

## SJD3-2751

DOS/VS PTF COMPONENT OF SBOF-6440 PROGRAM ID 5745-SC-BTM

Microfiche listing for DOS/VS 5745-SC-BTM, PTF No.

5745-01604.

Microfiche

Available via SLSS under BOF.

## GL21-9071

IBM 2501 CARD READER, MODELS A AND B RPQ FEATURES

This publication describes two RPQ features; i.e. second stacker and 51/80 column card features.

To use this publication effectively, the reader must be familiar with the operations of the standard IBM 2501 Models A1, A2, B1, and B2. The operations of the 2501 Models A1 and A2 are described in the publication, IBM SYSTEM/360 MODEL 20, 2501 CARD READER, Form A26-5892. The

operations of the 2501 Models B1 and B2 are described in the publication, IBM 2501 MODELS B1 AND B2, COMPONENT DESCRIPTION AND OPERATING PROCEDURES, Form A21-9026. Systems Reference Library Manual, 16 pages  
360,370//14//2501/

GL21-9225

IBM 7460-4 STUB CARD READER RPQ EE7595 INSTALLATION MANUAL-- PHYSICAL PLANNING  
This manual provides the dimensions, weight, power requirements, operating and non-operating environment, heat output, and a plan view for the IBM 7460 Model 4 Stub Card Reader.  
Manual, 4 pages  
//15//7460/

GL22-6936

IBM 2914 SWITCHING UNIT MODEL 1, RPQ 880882, CUSTOM FEATURE: INSTALLATION MANUAL - PHYSICAL PLANNING  
This manual contains physical planning data necessary to install the IBM 2914 Switching Unit Model 1. The planning requirements of this unit are subject to modification by engineering developments.  
In any multiple-equipment installation, specifications for the most critical unit must be met.  
Manual, 22 pages  
//15//2914/

GL22-6937

SYSTEM/360 AND SYSTEM/370 CUSTOM FEATURE DESCRIPTION: 2914 SWITCHING UNIT MODEL 1 - RPQ 880882  
This publication describes the organizational, functional, and operational characteristics of the IBM 2914 Switching Unit Model 1, which attaches to the IBM System/360 Models 25, 30, 40, 44, 50, 65, 67, 75, and 85. Attachment to a System/360 is via the standard System/360 I/O interface of a selector or multiplexer channel.  
Manual, 19 pages  
360,370//14//2914/

GL22-6979

IBM 2947 MODEL 4 CHECK COLLECTION CONTROLLER (RPQ 888264) FUNCTIONAL CHARACTERISTICS - REFERENCE MANUAL  
This publication describes the overall functions, organization, and operation of the IBM 2947 Model 4 Check Collection Controller. Information concerning reader-sorter and printer operations with the required definitions for initialization data, sort control words, printer control and formatting data, and sense and status data are provided.  
Although generally the information is written to an audience level of a systems engineer, it may be of interest to anyone seeking information about the general characteristics and operation of the 2947 Model 4. In particular, the information required to supplement the Assembly Facility User's Guide (LC28-6689) in writing assembly language user programs for the 2947 Model 4 is provided.  
The reader is assumed to have an understanding of banking data processing and a basic knowledge of the IBM 1419 Model 1 Magnetic Character Reader and the IBM 1403 Model M1 Printer as described in IBM 1219 Reader Sorter, IBM 1419 Magnetic Character Reader (GA24-1499), and IBM 1403 Printer Component Description (GA24-3073).  
This information is subject to engineering development modification.  
Systems Library Manual, 68 pages  
360,370//14//2947/

GL22-6982

IBM 2947 CHECK COLLECTION CONTROLLER MODEL 4 (RPQ 888264) INSTALLATION MANUAL PHYSICAL PLANNING  
This manual contains all physical planning data necessary to install the IBM 2947-4 Check Collection Controller.  
If a unit is to be installed in conjunction with a computer system, specifications for the most critical unit must be met. Similarly, units installed in conjunction with the 2947-4 require specifications to be met for the most critical unit in the installation.  
Data follows the same format and uses the same standardized symbols as IBM System/360 Installation Manual Physical Planning (GC22-6820).  
Manual, 6 pages  
//15//2947/

GL22-7015

IBM 7441-1/1980-9 CUSTOM TERMINAL FUNCTIONAL CHARACTERISTICS OPERATING PROCEDURES AND PHYSICAL PLANNING  
This manual describes the operations, controls and special features of the IBM 7441 Buffered Terminal Control (Model 1) and the IBM 1980 Buffered Terminal (Model 9). The communications facilities that can be used with the teleprocessing terminal are described. Appendixes containing the physical planning specifications, RPQ numbers, a glossary of terms, terminal service procedures, a problem identification chart and character coding are provided.  
Manual, 52 pages  
360,370//14//7441,1980/

GL22-7025

2914 STORAGE CONTROL INTERFACE SWITCH MODEL 2 (RPQ 8P0290) PRODUCT DESCRIPTION AND PHYSICAL PLANNING  
This publication provides systems engineers with both introductory and reference information about the IBM 2914. It includes the characteristics, operation, and physical planning information about the 2914, an operator-controlled facility for switching storage devices of the IBM System/360 Model 195 and System/370 Models 115 through 195.  
Manual, 28 pages  
360,370//14//2914/

GL24-3570

IBM 2946 TERMINAL CONTROL SUBSYSTEM COMPONENT DESCRIPTION AND OPERATING GUIDE  
This reference publication describes the IBM 2946 Terminal Control Subsystem used with an IBM Programmed Airlines Reservations System (PARS), or equivalent. Subsystem components are: IBM 2946 Terminal Control Unit Model 1 and 2, and 4 (RPQ 810480, RPQ 810491, and RPQ 810555), IBM 4505 Model 22 Keyboard (RPQ 8G0019), IBM 4505 Model 23 Video Display (RPQ 8G0016), and IBM 1980 Model C24 Printer (RPQ 888126). Presented for reservations system planners, programmers, and terminal operators are: unit descriptions, line control, message formats, operator controls, and operating procedures.  
For reservations system operation and terminology, refer to PARS Terminal User's Guide A09-6160, available through the local sales representative.  
Manual, 32 pages  
360,370//14//2946,4505/

GL24-3571

IBM 2946 TERMINAL CONTROL SUBSYSTEM INSTALLATION MANUAL PHYSICAL PLANNING  
This publication provides physical planning information for the IBM 2946 Terminal Control Unit Models 1, 2, and 4 (RPQ 810480, RPQ 810491, and RPQ 810555), and associated input/output units used in an IBM Programmed Airlines Reservation System (PARS): IBM 4505 Model 22 Keyboard (RPQ 8G0019), IBM 4505 Model 23 Video Display (RPQ 8G0160, IBM 1980 Model C24 Printer (RPQ 888126), and IBM 7411 Model 1 Remote Terminal Control Unit (RPQ 8K0142). Included are physical specifications and cable, electrical, and environmental requirements.  
For related publications, see IBM System/360 and System/370 Bibliography, GA22-6822.  
Manual, 20 pages  
//15//2946/

GL24-3618

2956 MODEL 8 CARD READER RPQ 810582 CUSTOM UNIT DESCRIPTION AND PHYSICAL PLANNING  
The 2956 Model 8 Card Reader is a punched card input (manual) to the IBM 3270 information display system. This Manual describes the 2956 Model 8-its operation and physical planning. The reader should have a basic knowledge of punched cards and the IBM 3277 Display Station.  
Manual, 8 pages  
//14//2956/

SQ7-1938

DOS/VS DISK ERP 5745-SC-DKE DOS/VS MICROFICHE RELEASE 2.9  
This manual is equivalent to SYC7-1938-1.  
Microfiche  
NOT AVAILABLE UNDER SLSS

SQ7-1948

DOS/VS JCL 5745-SC-JCL DOS/VS MICROFICHE RELEASE 2.9  
This manual is equivalent to SYC7-1948-1.  
Microfiche  
NOT AVAILABLE UNDER SLSS

SQ7-1949

DOS/VS LIBRARIAN 5745-SC-LBR DOS/VS MICROFICHE RELEASE 2.9  
This manual is equivalent to SYC7-1949-1.  
Microfiche  
NOT AVAILABLE UNDER SLSS

SQ7-1950

DOS/VS LINKAGE EDITOR 5745-SC-LNK DOS/VS MICROFICHE RELEASE 2.9  
This manual is equivalent to SYC7-1950-1.  
Microfiche  
NOT AVAILABLE UNDER SLSS

SQ7-1954

DOS/VS PDAIDS 5745-SC-PDA DOS/VS MICROFICHE RELEASE 2.8  
This manual is equivalent to SYC7-1954-1.  
Microfiche  
NOT AVAILABLE UNDER SLSS

SQ7-1956

DOS/VS POWER 5745-SC-PWR DOS/VS MICROFICHE RELEASE 2.9  
This manual is equivalent to SYC7-1956-1.  
Microfiche  
NOT AVAILABLE UNDER SLSS

## SQC7

SQC7-1958  
DOS/VS RMSR 5745-RMS DOS/VS MICROFICHE RELEASE 2.9  
 This manual is equivalent to SYC7-1958-1.  
 Microfiche  
 NOT AVAILABLE UNDER SLSS

SQC7-1963  
DOS/VS VSAM 5745-SC-VSM DOS/VS MICROFICHE RELEASE 2.8  
 This manual is equivalent to SYC7-1963-1.  
 Microfiche  
 NOT AVAILABLE UNDER SLSS

SQC7-1964  
DOS/VS DOS DISTRIBUTION PROG. 5745-SC-DIS DOS/VS MICROFICHE RELEASE 2.9  
 This manual is equivalent to SYC7-1964-1.  
 Microfiche  
 NOT AVAILABLE UNDER SLSS

SQC7-1965  
DOS/VS MICROFICHE INDEX DOS/VS MICROFICHE RELEASE 2.8  
 This manual is equivalent to SYC7-1965-1.  
 Microfiche  
 NOT AVAILABLE UNDER SLSS

SQD2-2000  
OS/VS1 RELEASE 2 5741-SC1-C1 - IPL  
 This manual is equivalent to SJD2-2000-1.  
 Microfiche  
 NOT AVAILABLE UNDER SLSS

SQD2-2001  
OS/VS1 RELEASE 2 5741-SC1-C3 - IOS  
 This manual is equivalent to SJD2-2001-1.  
 Microfiche  
 NOT AVAILABLE UNDER SLSS

SQD2-2002  
OS/VS1 RELEASE 2 5741-SC1-C5 - SUPERVISOR  
 This manual is equivalent to SJD2-2002-1.  
 Microfiche  
 NOT AVAILABLE UNDER SLSS

SQD2-2009  
OS/VS1 RELEASE 2 5741-SC1-00 - SCHEDULER  
 This manual is equivalent to SJD2-2009-1.  
 Microfiche  
 NOT AVAILABLE UNDER SLSS

SQD2-2010  
OS/VS1 RELEASE 2 5741-SC1-CB - UNIT RECORD  
 This manual is equivalent to SJD2-2010-1.  
 Microfiche  
 NOT AVAILABLE UNDER SLSS

SQD2-2014  
OS/VS1 RELEASE 2 5741-SC1-B0 - JECS  
 This manual is equivalent to SJD2-2014-1.  
 Microfiche  
 NOT AVAILABLE UNDER SLSS

SQD2-2015  
OS/VS1 RELEASE 2 5741-SC1-B1 - INPUT STREAM CTL.  
 This manual is equivalent to SJD2-2015-1.  
 Microfiche  
 NOT AVAILABLE UNDER SLSS

SQD2-2016  
OS/VS1 RELEASE 2 5741-SC1-B2 - OUTPUT STREAM CTL.  
 This manual is equivalent to SJD2-2016-1.  
 Microfiche  
 NOT AVAILABLE UNDER SLSS

SQD2-2017  
OS/VS1 RELEASE 2 5741-SC1-B3 - SYS RESTART  
 This manual is equivalent to SJD2-2017-1.  
 Microfiche  
 NOT AVAILABLE UNDER SLSS

SQD2-2018  
OS/VS1 RELEASE 2 5741-SC1-B4 - ALLOCATION  
 This manual is equivalent to SJD2-2018-1.  
 Microfiche  
 NOT AVAILABLE UNDER SLSS

SQD2-2019  
OS/VS1 RELEASE 2 5741-SC1-B5 - Q MANAGER  
 This manual is equivalent to SJD2-2019-1.  
 Microfiche  
 NOT AVAILABLE UNDER SLSS

## SQD2

SQD2-2020  
OS/VS1 RELEASE 2 5741-SC1-B6 - INITIATOR  
 This manual is equivalent to SJD2-2020-1.  
 Microfiche  
 NOT AVAILABLE UNDER SLSS

SQD2-2021  
OS/VS1 RELEASE 2 5741-SC1-B7 - TERMINATION  
 This manual is equivalent to SJD2-2021-1.  
 Microfiche  
 NOT AVAILABLE UNDER SLSS

SQD2-2022  
OS/VS1 RELEASE 2 5741-SC1-B8 - COMMANDS  
 This manual is equivalent to SJD2-2022-1.  
 Microfiche  
 NOT AVAILABLE UNDER SLSS

SQD2-2023  
OS/VS1 RELEASE 2 5741-SC1-B9 - INTERPRETER  
 This manual is equivalent to SJD2-2023-1.  
 Microfiche  
 NOT AVAILABLE UNDER SLSS

SQD2-2024  
OS/VS1 RELEASE 2 5741-SC1-BD - RESTART PROCESS  
 This manual is equivalent to SJD2-2024-1.  
 Microfiche  
 NOT AVAILABLE UNDER SLSS

SQD2-2025  
OS/VS1 RELEASE 2 5741-SC1-BE - SYST LOG  
 This manual is equivalent to SJD2-2025-1.  
 Microfiche  
 NOT AVAILABLE UNDER SLSS

SQD2-2027  
OS/VS1 RELEASE 2 5741-SC1-BF - MSI  
 This manual is equivalent to SJD2-2027-1.  
 Microfiche  
 NOT AVAILABLE UNDER SLSS

SQD2-2028  
OS/VS1 RELEASE 2 5741-SC1-17 - IMCJOBQD  
 This manual is equivalent to SJD2-2028-1.  
 Microfiche  
 NOT AVAILABLE UNDER SLSS

SQD2-2030  
OS/VS1 RELEASE 2 5741-SC1-C4 - DIDOCS  
 This manual is equivalent to SJD2-2030-1.  
 Microfiche  
 NOT AVAILABLE UNDER SLSS

SQD2-2031  
OS/VS1 RELEASE 2 5741-SC1-G0 - GAM  
 This manual is equivalent to SJD2-2031-1.  
 Microfiche  
 NOT AVAILABLE UNDER SLSS

SQD2-2032  
OS/VS1 RELEASE 5741-SC1-07 - GSP  
 This manual is equivalent to SJD2-2032-1.  
 Microfiche  
 NOT AVAILABLE UNDER SLSS

SQD2-2033  
OS/VS1 RELEASE 2 5741-SC1-CE - RMS  
 This manual is equivalent to SJD2-2033-1.  
 Microfiche  
 NOT AVAILABLE UNDER SLSS

SQD2-2034  
OS/VS1 RELEASE 2 5741-SC1-03 - ASSEMB XF  
 This manual is equivalent to SJD2-2034-1.  
 Microfiche  
 NOT AVAILABLE UNDER SLSS

SQD2-2038  
OS/VS1 RELEASE 5741-SC1-CD - OBR/ERP/RDE  
 This manual is equivalent to SJD2-2038-1.  
 Microfiche  
 NOT AVAILABLE UNDER SLSS

SQD2-2041  
OS/VS1 RELEASE 2 5741-SC1-11 - GTF  
 This manual is equivalent to SJD2-2041-1.  
 Microfiche  
 NOT AVAILABLE UNDER SLSS

SQD2-2042

OS/VS1 RELEASE 5741-SC1-12 - HMASPZAP  
 This manual is equivalent to SJD2-2042-1.  
 Microfiche  
 NOT AVAILABLE UNDER SLSS

SQD2-2043

OS/VS1 RELEASE 2 5741-SC1-13 - HMDPRDMP  
 This manual is equivalent to SJD2-2043-1.  
 Microfiche  
 NOT AVAILABLE UNDER SLSS

SQD2-2044

OS/VS1 RELEASE 2 5741-SC1-15 - HMSADMP  
 This manual is equivalent to SJD2-2044-1.  
 Microfiche  
 NOT AVAILABLE UNDER SLSS

SQD2-2045

OS/VS1 RELEASE 2 5741-SC1-16 - HMAPTFLE  
 This manual is equivalent to SJD2-2045-1.  
 Microfiche  
 NOT AVAILABLE UNDER SLSS

SQD2-2046

OS/VS1 RELEASE 2 5741-SC1-06 - OLTEP  
 This manual is equivalent to SJD2-2046-1.  
 Microfiche  
 NOT AVAILABLE UNDER SLSS

SQD2-2047

OS/VS1 RELEASE 5741-SC1-CF - EXTENDED SVC  
 This manual is equivalent to SJD2-2047-1.  
 Microfiche  
 NOT AVAILABLE UNDER SLSS

SQD2-2048

OS/VS1 RELEASE 5741-SC1-U2 - IEHLIST  
 This manual is equivalent to SJD2-2048-1.  
 Microfiche  
 NOT AVAILABLE UNDER SLSS

SQD2-2049

OS/VS1 RELEASE 2 5741-SC1-20 - BTAM  
 This manual is equivalent to SJD2-2049-1.  
 Microfiche  
 NOT AVAILABLE UNDER SLSS

SQD2-2054

OS/VS2 RELEASE 5741-SC1-09 - CHECK POINT  
 This manual is equivalent to SJD2-2054-1.  
 Microfiche  
 NOT AVAILABLE UNDER SLSS

SQD2-2055

OS/VS2 RELEASE 5741-SC1-C7 - FETCH  
 This manual is equivalent to SJD2-2055-1.  
 Microfiche  
 NOT AVAILABLE UNDER SLSS

SQD2-2056

OS/VS1 RELEASE 2 5741-SC1-C2 - OVERLAY SUPER  
 This manual is equivalent to SJD2-2056-1.  
 Microfiche  
 NOT AVAILABLE UNDER SLSS

SQD2-2057

OS/VS1 RELEASE 5741-SC1-D0 - SAM  
 This manual is equivalent to SJD2-2057-1.  
 Microfiche  
 NOT AVAILABLE UNDER SLSS

SQD2-2058

OS/VS1 RELEASE 2 5741-SC1-D1 - EOVS  
 This manual is equivalent to SJD2-2058-1.  
 Microfiche  
 NOT AVAILABLE UNDER SLSS

SQD2-2059

OS/VS1 RELEASE 2 5741-SC1-D2 - PAM  
 This manual is equivalent to SJD2-2059-1.  
 Microfiche  
 NOT AVAILABLE UNDER SLSS

SQD2-2060

OS/VS1 RELEASE 2 5741-SC1-D4 - DADSM  
 This manual is equivalent to SJD2-2060-1.  
 Microfiche  
 NOT AVAILABLE UNDER SLSS

SQD2-2061

OS/VS1 RELEASE 2 5741-SC1-D6 - MICR  
 This manual is equivalent to SJD2-2061-1.  
 Microfiche  
 NOT AVAILABLE UNDER SLSS

SQD2-2062

OS/VS1 RELEASE 2 5741-SC1-D4 - DAM  
 This manual is equivalent to SJD2-2062-1.  
 Microfiche  
 NOT AVAILABLE UNDER SLSS

SQD2-2063

OS/VS1 RELEASE 2 5741-SC1-D8 - ISAM  
 This manual is equivalent to SJD2-2063-1.  
 Microfiche  
 NOT AVAILABLE UNDER SLSS

SQD2-2064

OS/VS1 RELEASE 2 5741-SC1-D9 - JAM  
 This manual is equivalent to SJD2-2064-1.  
 Microfiche  
 NOT AVAILABLE UNDER SLSS

SQD2-2068

OS/VS1 RELEASE 2 5741-SC1-04 - LINK EDITOR  
 This manual is equivalent to SJD2-2068-1.  
 Microfiche  
 NOT AVAILABLE UNDER SLSS

SQD2-2069

OS/VS1 RELEASE 2 5741-SC1-05 - LOADER  
 This manual is equivalent to SJD2-2069-1.  
 Microfiche  
 NOT AVAILABLE UNDER SLSS

SQD2-2074

OS/VS2 RELEASE 2 5741-SC1-SC1-DB - INTERFACE  
 This manual is equivalent to SJD2-2074-1.  
 Microfiche  
 NOT AVAILABLE UNDER SLSS

SQD2-2076

OS/VS1 RELEASE 2 5741-SC1-14 - HMBLIST  
 This manual is equivalent to SJD2-2076-1.  
 Microfiche  
 NOT AVAILABLE UNDER SLSS

SQD2-2080

OS/VS1 RELEASE 2 5741-SC1-U0 - IEHDASDR  
 This manual is equivalent to SJD2-2080-1.  
 Microfiche  
 NOT AVAILABLE UNDER SLSS

SQD2-2084

OS/VS1 RELEASE 2 5741-SC1-0A - CRJE  
 This manual is equivalent to SJD2-2084-1.  
 Microfiche  
 NOT AVAILABLE UNDER SLSS

SQD2-2085

OS/VS1 RELEASE 5741-SC1-U6 - IEBCOPY  
 This manual is equivalent to SJD2-2085-1.  
 Microfiche  
 NOT AVAILABLE UNDER SLSS

SQD2-2086

OS/VS1 RELEASE 2 5741-SC1-U7 - IEGENER  
 This manual is equivalent to SJD2-2086-1.  
 Microfiche  
 NOT AVAILABLE UNDER SLSS

SQD2-2087

OS/VS1 RELEASE 2 5741-SC1-U8 - IEBUGDTE  
 This manual is equivalent to SJD2-2087-1.  
 Microfiche  
 NOT AVAILABLE UNDER SLSS

SQD2-2088

OS/VS1 RELEASE 2 5741-SC1-UA - IEBPTPCH  
 This manual is equivalent to SJD2-2088-1.  
 Microfiche  
 NOT AVAILABLE UNDER SLSS

SQD2-2089

OS/VS1 RELEASE 2 5741-SC1-UK - IEBCOMPR  
 This manual is equivalent to SJD2-2089-1.  
 Microfiche  
 NOT AVAILABLE UNDER SLSS

- SQD2-2090  
OS/VS1 RELEASE 2 5741-SC1-UA - IEBISAM  
 This manual is equivalent to SJD2-2090-1.  
 Microfiche  
 NOT AVAILABLE UNDER SLSS
- SQD2-2091  
OS/VS1 RELEASE 2 5741-SC1-U5 - IEBDG  
 This manual is equivalent to SJD2-2091-1.  
 Microfiche  
 NOT AVAILABLE UNDER SLSS
- SQD2-2092  
OS/VS1 RELEASE 2 5741-SC1-UC - IEHMOVE  
 This manual is equivalent to SJD2-2092-1.  
 Microfiche  
 NOT AVAILABLE UNDER SLSS
- SQD2-2096  
OS/VS1 RELEASE 5741-SC1-U3 - IEHPRGM  
 This manual is equivalent to SJD2-2096-1.  
 Microfiche  
 NOT AVAILABLE UNDER SLSS
- SQD2-2097  
OS/VS1 RELEASE 2 5741-SC1-UD - IEHINITT  
 This manual is equivalent to SJD2-2097-1.  
 Microfiche  
 NOT AVAILABLE UNDER SLSS
- SQD2-2099  
OS/VS1 RELEASE 2 5741-SC1-D3 - CATALOG  
 This manual is equivalent to SJD2-2099-1.  
 Microfiche  
 NOT AVAILABLE UNDER SLSS
- SQD2-2101  
OS/VS1 RELEASE 2 5741-SC1-CC - TAPE ERP/VES  
 This manual is equivalent to SJD2-2101-1.  
 Microfiche  
 NOT AVAILABLE UNDER SLSS
- GQ24-5090  
OS/VS1 PLANNING AND USE GUIDE RELEASE 2.0, 2.6  
 Back issue of GC24-5090-1.  
 Manual  
 SLSS - ORDER NO. SUBSCRIPTION ONLY
- GQ24-5093  
OS/VS1 DEBUGGING GUIDE, RELEASE 2.0, 2.6  
 Back issue of GC24-5093-1.  
 Manual  
 SLSS - ORDER NO. SUBSCRIPTION ONLY
- GQ24-5094  
OS/VS1 STORAGE ESTIMATES - RELEASE 2.0, 2.6  
 Back issue of GC24-5094-1.  
 Manual  
 SLSS - ORDER NO. SUBSCRIPTION ONLY
- GQ24-5095  
DOS & DOS/VS TO OS/VS1 IMPLEMENTATION GUIDE OS/VS1 RELEASE 2.0 & 2.6  
 This manual is equivalent to GC24-5095-1.  
 Manual  
 SLSS - ORDER NO. SUBSCRIPTION ONLY
- GQ26-3784  
OS/VS CHECKPOINT/RESTART OS/VS1 RELEASE 3.0 & 3.1 OS/VS2 RELEASE 2.0  
 This manual is equivalent to GC26-3784-4.  
 Manual, 88 pages  
 SLSS - ORDER NO. SUBSCRIPTION ONLY
- GQ26-3791  
OS/VS1 SYSTEM GENERATOR REFERENCE  
 This publication is equivalent to GC26-3791-1 and with TNL's GN26-0762 and GN26-0764 is for use with OS/VS1 Release 2.0.  
 Manual  
 SLSS - ORDER NO. SUBSCRIPTION ONLY
- GQ26-3792  
OS/VS2 SYSTEM GENERATION REFERENCE OS/VS2 RELEASE 1.6  
 This manual is equivalent to GC26-3792  
 Manual, 34 pages  
 //34///5742
- GQ26-3819  
OS/VS VSAM OPTIONS FOR ADVANCED APPLICATIONS OS/VS1 RELEASE 3.0 & 3.1  
 This manual is equivalent to GC26-3819-1.  
 Manual
- SLSS - ORDER NO. SUBSCRIPTION ONLY
- GQ28-0604  
OS/VS2 STORAGE ESTIMATES OS/VS2 RELEASE 2.0  
 This manual is equivalent to GC28-0604-2.  
 Manual, 220 pages  
 SLSS - ORDER NO. SUBSCRIPTION ONLY
- GQ28-0617  
OS/VS ICL SERVICES  
 This manual is equivalent to GC28-0617-01 and is for use with OS/VS1 Release 1 and VS2 Release 1.  
 Manual, 96 pages  
 SLSS - ORDER NO. SUBSCRIPTION ONLY
- GQ28-0632  
OS/VS2 DEBUGGING GUIDE OS/VS2 RELEASE 2.0  
 This manual is equivalent to GC28-0632-1.  
 Manual, 708 pages  
 SLSS - ORDER NO. SUBSCRIPTION ONLY
- GQ28-0638  
OS/VS2 LOGREC ERROR RECORDING OS/VS2 RELEASE 1.0, 1.6 AND OS/VS1 RELEASE 2.0, 2.6  
 This manual is equivalent to GC28-0638-1.  
 Manual, 37 pages  
 //37///5742
- GQ28-0645  
OS/VS2 TSO TERMINAL USER'S GUIDE OS/VS2 RELEASE 2.0  
 This manual is equivalent to GC28-0645-1.  
 Manual, 180 pages  
 SLSS - ORDER NO. SUBSCRIPTION ONLY
- GQ28-0646  
OS/VS2 TSO COMMAND LANGUAGE REFERENCE OS/VS2 RELEASE 2.0  
 This manual is equivalent to GC28-0646-1.  
 Manual, 380 pages  
 SLSS - ORDER NO. SUBSCRIPTION ONLY
- GQ28-0666  
OS/VS1 OLTEP (COMPONENT NO. 5741-SC1-06) OS/VS1 RELEASE 3.0, 3.1  
 This manual is equivalent to GC28-0666-01.  
 Manual  
 SLSS - ORDER NO. SUBSCRIPTION ONLY
- GQ28-6878  
OS/VS1 RES SYSTEM PROGRAMMERS GUIDE OS/VS1 RELEASE 3.0  
 This manual is equivalent to GC28-6878-1.  
 Manual  
 SLSS - ORDER NO. SUBSCRIPTION ONLY
- GQ30-2034  
OS/VS TCAM PROGRAMMER'S GUIDE - PROGRAM NUMBER 5742-SC1-21  
 This manual is equivalent to GC30-2034-1 and is for use with OS/VS2 Release 1.0.  
 Manual, 635 pages  
 SLSS - ORDER NO. SUBSCRIPTION ONLY
- GQ33-5370  
INTRODUCTION TO DOS/VS DOS/VS RELEASE 29 & 30  
 This manual is equivalent to GC33-5370-2.  
 Manual  
 SLSS - ORDER NO. SUBSCRIPTION ONLY
- GQ33-5373  
DOS/VS SUPERVISOR & I/O MACROS DOS/VS RELEASE 29 & 30  
 This manual is equivalent to GC33-5373-2.  
 Manual  
 SLSS - ORDER NO. SUBSCRIPTION ONLY
- GQ33-5376  
DOS/VS SYSTEM CONTROL STATEMENTS DOS/VS RELEASE 29 & 30  
 This manual is equivalent to GC33-5376-1.  
 Manual  
 SLSS - ORDER NO. SUBSCRIPTION ONLY
- GQ33-5378  
DOS/VS OPERATING PROCEDURES DOS/VS RELEASE 29 & 30  
 This manual is equivalent to GC33-5378-1.  
 Manual  
 SLSS - ORDER NO. SUBSCRIPTION ONLY
- GQ33-5379  
DOS/VS MESSAGES DOS/VS RELEASE 29 & 30  
 This manual is equivalent to GC33-5379-2.  
 Manual  
 SLSS - ORDER NO. SUBSCRIPTION ONLY

- GQ33-5380  
DOS/VS SERVICEABILITY AIDS DEBUGGING PROCEDURES DOS/VS  
RELEASE 2.9 & 3.0  
DOS/VS - SERVICEABILITY SERVICEABILITY DEBUG - S/370 DOS/VS  
DOS/VS - DEBUGGING  
 This manual is equivalent to GC33-5380-1.  
 Manual  
 SLSS - ORDER NO. SUBSCRIPTION ONLY
- GQ33-5382  
DOS/VS UTILITIES ACCESS METHOD SERVICES DOS/VS RELEASE 2.9  
& 3.0  
 This manual is equivalent to GC33-5382-2.  
 Manual  
 SLSS - ORDER NO. SUBSCRIPTION ONLY
- GQ33-5403  
DOS/VS POWER/VS INSTALLATION & OPERATIONS DOS/VS RELEASE 3.0  
 This manual is equivalent to GC33-5403-1.  
 Manual  
 SLSS - ORDER NO. SUBSCRIPTION ONLY
- GQ38-0110  
OPERATORS LIBRARY, OS/VS1 (RES) REFERENCE, RELEASE 2.0, 2.6  
 Back issue of GC24-0110-2.  
 Manual  
 SLSS - ORDER NO. SUBSCRIPTION ONLY
- GQ38-0120  
OPERATOR'S LIBRARY: OS/VS CONSOLE CONFIGURATIONS  
 This manual is equivalent to GC38-0120-00 and is for use  
 with OS/VS1 Release 1 and VS2 Release 1.  
 Manual, 28 pages  
 SLSS - ORDER NO. SUBSCRIPTION ONLY
- GQ38-0210  
OPERATORS LIBRARY: OS/VS2 REFERENCE (JES2) OS/VS2  
RELEASE 2.0  
 This manual is equivalent to GC38-0210-1.  
 Manual, 176 pages  
 SLSS - ORDER NO. SUBSCRIPTION ONLY
- GQ38-1001  
OS/VS MESSAGE LIBRARY: VS1 SYSTEM MESSAGE, RELEASE 2.0, 2.6  
 Back issue of GC38-1001-1.  
 Manual  
 SLSS - ORDER NO. SUBSCRIPTION ONLY
- GQ38-1002  
OS/VS MESSAGE LIBRARY: VS2 SYSTEM MESSAGES OS/VS2  
RELEASE 2.0  
 This manual is equivalent to GC38-1002-2.  
 Manual, 187 pages  
 SLSS - ORDER NO. SUBSCRIPTION ONLY
- GQ38-1003  
OS/VS1 MESSAGE LIBRARY: SYSTEM CODES, RELEASE 2.0, 2.6  
 Back issue of GC38-1003-2.  
 Manual  
 SLSS - ORDER NO. SUBSCRIPTION ONLY
- GQ38-1004  
OS/VS MESSAGE LIBRARY: ROUTING AND DESCRIPTOR CODES  
 This manual is equivalent to GC38-1004-01 and is for use  
 with OS/VS1 Release 1 and VS2 Release 1.  
 Manual, 32 pages  
 SLSS - ORDER NO. SUBSCRIPTION ONLY
- GQ38-1005  
OS/VS MESSAGE LIBRARY UTILITIES MESSAGES  
 This manual is equivalent to GC38-1005-1 and is for  
 use with OS/VS Release 1.0/1.6.  
 Manual  
 SLSS - ORDER NO. SUBSCRIPTION ONLY
- GQ38-1006  
OS/VS MESSAGE LIBRARY: SERVICE AIDS AND OLTEP MESSAGES  
 This manual is equivalent to GC38-1006-01 and is for use  
 with OS/VS1 Release 1 and VS2 Release 1.  
 Manual  
 SLSS - ORDER NO. SUBSCRIPTION ONLY
- GQ38-1008  
OS/VS MESSAGE LIBRARY: VS2 SYSTEM CODES OS/VS RELEASE 2.0  
 This manual is equivalent to GC38-1008-1.  
 Manual, 187 pages  
 SLSS - ORDER NO. SUBSCRIPTION ONLY
- GQ38-1010  
OS/VS MESSAGE LIBRARY: VS1 RES RTAM AND ACCOUNT MESSAGES  
OS/VS1 RELEASE 3.0  
 This manual is equivalent to GC38-1010-1.  
 Manual  
 SLSS - ORDER NO. SUBSCRIPTION ONLY
- GQ61-0013  
OS/VS1 DATA MANAGEMENT MACRO LOGIC FOR 1285/1287/1288  
OS/VS2 RELEASE 1.0, 1.6 AND OS/VS1 1.0, 2.0 RELEASE 2.6  
 This manual is equivalent to GY21-0013-1, GN21-5169  
 GN21-7659.  
 Manual, 30 pages  
 SLSS - ORDER NO. SUBSCRIPTION ONLY
- SQ64-5155  
OS/VS1 SUPERVISOR LOGIC - RELEASE 2.0, 2.6  
 Back issue of SY24-5155-1.  
 Manual  
 SLSS - ORDER NO. SUBSCRIPTION ONLY
- SQ64-5156  
OS/VS1 I/O SUPERVISOR LOGIC - RELEASE 2.0, 2.6  
 Back issue of SY24-5156-1.  
 Manual  
 SLSS - ORDER NO. SUBSCRIPTION ONLY
- SQ64-5159  
OS/VS1 CHECKPOINT/RESTART LOGIC - RELEASE 2.0, 2.6  
 Back issue of SY24-5159-1.  
 Manual  
 SLSS - ORDER NO. SUBSCRIPTION ONLY
- SQ64-5160  
OS/VS1 IPL AND NIP LOGIC - RELEASE 2.0, 2.6  
 Back issue of SY24-5160-1.  
 Manual  
 SLSS - ORDER NO. SUBSCRIPTION ONLY
- SQ64-5161  
OS/VS1 JOB MANAGEMENT LOGIC - RELEASE 2.0, 2.6  
 Back issue of SY24-5161-1.  
 Manual  
 SLSS - ORDER NO. SUBSCRIPTION ONLY
- SQ66-3785  
OS/VS OPEN/CLOSE/EOV LOGIC  
 This manual is equivalent to SY26-3785-01 and is for use  
 with OS/VS1 Release 1 and VS2 Release 1.  
 Manual, 242 pages  
 SLSS - ORDER NO. SUBSCRIPTION ONLY
- SQ66-3787  
OS/VS DADSM LOGIC - OS/VS2 RELEASE 1.0, 1.6  
OS/VS1 RELEASE 2.0, 2.6  
 This manual is equivalent to SY26-3787-1.  
 Manual  
 SLSS - ORDER NO. SUBSCRIPTION ONLY
- SQ66-3820  
OS/VS2 CHECKPOINT RESTART LOGIC - OS/VS2 RELEASE 1.6  
 This manual is equivalent to SY26-3820-1.  
 Manual  
 SLSS - ORDER NO. SUBSCRIPTION ONLY
- SQ66-3823  
OS/VS2 I/O SUPERVISOR LOGIC - OS/VS2 RELEASE 1.6  
 This manual is equivalent to SY26-3823-1.  
 Manual  
 SLSS - ORDER NO. SUBSCRIPTION ONLY
- SQ66-3839  
OS/VS1 OPEN/CLOSE EOV LOGIC - COMPONENT NO. 5741-SCI-D1  
OS/VS1 RELEASE 3.1  
 This manual is equivalent to SY26-3839-1.  
 Manual  
 SLSS - ORDER NO. SUBSCRIPTION ONLY
- SQ67-7239  
OS/VS RECOVERY MANAGEMENT SUPPORT LOGIC  
OS/VS1 RELEASE 2.0, 2.6 OS/VS2 RELEASE 1.6  
 This manual is equivalent to SY27-7239-1.  
 Manual  
 SLSS - ORDER NO. SUBSCRIPTION ONLY
- SQ68-0605  
OS/VS1 SYSTEM DATA AREAS - RELEASE 2.0, 2.6  
 Back issue of SY28-0605-1.  
 Manual  
 SLSS - ORDER NO. SUBSCRIPTION ONLY
- SQ68-0637  
OS/VS2 OLTEP LOGIC - OS/VS2 RELEASE 1.0, 1.6 AND OS/VS1  
RELEASE 1.0  
 This manual is equivalent to SY28-0637-1.  
 Manual  
 SLSS - ORDER NO. SUBSCRIPTION ONLY



- SQ68-0639  
OS/VS2 SYS1 LOGREC ERROR RECORDING LOGIC  
OS/VS2 RELEASE 1.0, 1.6 AND OS/VS1 RELEASE 2.0, 2.6  
 This manual is equivalent to SY28-0639-1.  
 Manual  
 SLSS - ORDER NO. SUBSCRIPTION ONLY
- SQ68-0643  
OS/VS2 SERVICE AIDS LOGIC OS/VS2 RELEASE 2.0  
 This manual is equivalent to SY28-1643-1.  
 Manual, 314 pages  
 SLSS - ORDER NO. SUBSCRIPTION ONLY
- SQ68-0650  
OS/VS2 TERMINAL MONITOR PROGRAM & SERVICE ROUTINES LOGIC  
OS/VS2 RELEASE 2.0  
 This manual is equivalent to SY28-0650-1.  
 Manual, 187 pages  
 SLSS - ORDER NO. SUBSCRIPTION ONLY
- SQ68-0652  
OS/VS2 TSO COMMAND PROCESSOR LOGIC VOL IV OS/VS2 RELEASE 2.0  
 This manual is equivalent to SY28-0652-1.  
 Manual, 187 pages  
 SLSS - ORDER NO. SUBSCRIPTION ONLY
- SQ68-6849  
OS/VS1 RES RTAM AND WORKSTATION SUPPORT LOGIC - COMPONENT  
NO. 5741-SCI-BB OS/VS1 RELEASE 3.0,3.1  
 This manual is equivalent to SY28-6849-01.  
 Manual  
 SLSS - ORDER NO. SUBSCRIPTION ONLY
- SQ73-8548  
OS/VS2 TSO COMMAND PROCESSOR LOGIC VOL 2: EDIT OS/VS2  
RELEASE 2.0  
 This manual is equivalent to SY33-8548-1.  
 Manual, 92 pages  
 SLSS - ORDER NO. SUBSCRIPTION ONLY
- SQ73-8551  
DOS/VS SUPERVISOR LOGIC DOS/VS RELEASE 29 & 30  
 This manual is equivalent to SY33-8551-1.  
 Manual  
 SLSS - ORDER NO. SUBSCRIPTION ONLY
- SQ73-8555  
DOS/VS IPL & JOB CONTROL LOGIC DOS/VS RELEASE 29 & 30  
 This manual is equivalent to SY33-8555-1.  
 Manual  
 SLSS - ORDER NO. SUBSCRIPTION ONLY
- SQ73-8562  
DOS/VS LIOCS VOL. 4, VSAM LOGIC DOS/VS RELEASE 29 & 30  
 This manual is equivalent to SY33-8562-1.  
 Manual  
 SLSS - ORDER NO. SUBSCRIPTION ONLY
- SQ75-0003  
OS/VS CATALOGUE MANAGEMENT LOGIC - COMPONENT NOS.  
5741 AND 5742-SCI-D3 - OS/VS2 RELEASE 1.0 AND OS/VS1 1.0  
 This manual is equivalent to SY35-0003-1.  
 Manual  
 SLSS - ORDER NO. SUBSCRIPTION ONLY
- SR20-4193  
TSO COMMAND LANGUAGE FOR APPLICATION PROGRAMMERS - A PRIMER  
TERMINAL-ORIENTED SELF-STUDY TEXT  
 A subset of the TSO Command Language related to an applications programmer is presented in this text for use at a terminal by a student having a basic knowledge of FORTRAN, COBOL, or PL/I. The non-professional programmer (problem-solver) should use the ITF:PL/1, ITF:BASIC, or Code-and-Go FORTRAN texts. The teaching strategy is to guide the student through the entire task which he generally performs (create test data, write programs, compile and execute programs, and re-cycle as necessary). Provided for an application programmer who has used at least one programming language. He may or may not be familiar with the Operating System. Prerequisites:  
 1. A knowledge of how to use the type of terminal that will be used in conjunction with this text.  
 2. A general knowledge of the higher-level programming language which will be used (FORTRAN, COBOL, or PL/I).  
 3. Availability of a terminal on-line to a TSO system.  
 Terminal Oriented Self-study Text, 60 pages  
 NOT AVAILABLE UNDER SLSS
- SR20-4194  
TSO COMMAND LANGUAGE FOR ADMINISTRATIVE APPLICATIONS  
A PRIMER: TERMINAL-ORIENTED SELF-STUDY TEXT  
 The objective of this self-study modular terminal oriented text is to teach the student how to use the TSO Command Language, at an IBM 2741 terminal, for data entry and text editing.
- The student is defined as a typist, secretary or card punch operator.  
 Upon completion of the text and having successfully performed the terminal exercises the student, depending upon the modules selected, should be able to use the TSO Command Language at a 2741 terminal to perform at least one or more of the following jobs:  
 o Enter, save, and list coded source program statements. Modify the program after it has been entered.  
 o Enter, save, and list data, (Names, Addresses, Part Numbers, etc.) Modify the data after it has been entered.  
 o Enter, save, and list text. Modify the text after it has been entered.  
 o Produce a formatted output of an unformatted text entry.  
 Terminal Oriented Self-study Text, 170 pages  
 NOT AVAILABLE UNDER SLSS
- GR29-4260  
INTRODUCTION TO VIRTUAL STORAGE IN SYSTEM/370 STUDENT TEXT  
 This student text explains the concepts of dynamic relocation, dynamic address translation and virtual storage and it defines all related terminology. The student text describes a theoretical virtual storage system that is closely related to the implementation of OS/VS and DOS/VS, and it then describes how virtual storage is implemented in the OS/VS and DOS/VS systems on System/370.  
 Student Text, 96 pages  
 SLSS - ORDER NO. SUBSCRIPTION ONLY
- SR20-4438  
CMS FOR PROGRAMMERS -- A PRIMER: (VM/370) TERMINAL-ORIENTED  
SELF-STUDY TEXT  
 This terminal oriented self-study text is intended to be an introduction to CMS the Conversational Monitor System for the programmer who performs the function of coding, testing, debugging, and documenting applications for data processing. It is assumed that the individual using this text already has a knowledge of a programming language (Assembler, COBOL, FORTRAN, or PL/I), an operating familiarity with the terminal to be used, and a VM/370 system with the terminal attached.  
 The text is divided into 5 major areas:  
 Gaining Access to VM/370  
 Creating and Maintaining Data Files  
 Program Development and Execution  
 Program Debugging  
 Program Documentation  
 The sections on Program Development and Program Debugging are further divided according to the programming language selected.  
 Manual, 128 pages  
 NOT AVAILABLE UNDER SLSS
- SR20-4460  
IBM SYSTEM/370 OPERATOR'S REFERENCE GUIDE  
 This manual is intended for System 370 operators of all levels and models.  
 Topics include: problem determination chart, S/370 general information, CPU manual procedures for Models 115 to 195, operator commands (for OS/VS1 and VS2, DOS/VS and POWER, VM 370, RES, etc.), IPL procedures for DOS/VS and OS/VS1 and VS2, I/O devices information (status and sense bytes, restart procedures, operating hints), and utilities information. Also provided are a glossary, bibliography, and index.  
 Manual, 268 pages  
 370//40///
- SR20-4461  
INTRODUCTION TO DATA COMMUNICATIONS SYSTEMS STUDENT TEXT  
 This text provides introductory level information concerning data communications systems. Topics Include:  
 Need for a communication based system, Elements and resources of TP systems, concepts of information flow, communication based applications, communication fundamentals and terminology (data link) control, modems, terminals, communication control units, 370x family of programmable communications controllers, concept of communication based programming consideration and techniques, system control programs and communication based access methods, and communication based system planning.  
 Manual, 152 pages  
 SLSS - ORDER NO. SUBSCRIPTION ONLY
- GR29-0296  
IBM 3705 EMULATION - REFERENCE CARD  
 This reference summary will be updated from time to time; however, the basic documentation is the authoritative source and will be the first to reflect changes. Information herein is extracted from the Guide to Using the IBM 3704 Communications Controller Control Panel (GA27-3086), Guide to Using the IBM 3705 Communications Controller Control Panel (GA27-3087), IBM 3704 and 3705 Communications Controller Principles of Operation (GC30-3004), and the IBM 3704 and 3705 Program Reference Handbook (GY30-3012).  
 Reference card, 8 pages  
 //09//3704,3705/

STB8-0606

DOS/VS2 DATA AREAS PROG. NO. 5752 OS/VS2 RELEASE 2.0  
 This manual is equivalent to SYB8-0606-01.  
 Microfiche  
 NOT AVAILABLE UNDER SLSS

STC7-1932

DOS/VS ATTENTION ROUTINES 5745-SC-AIT DOS/VS MICROFICHE  
RELEASE 2.8  
 This manual is equivalent to SYC7-1932-0.  
 Microfiche  
 NOT AVAILABLE UNDER SLSS

STC7-1933

DOS/VS ACCESS METHOD SERVICES 5745-SC-AMS DOS/VS MICROFICHE  
RELEASE 2.8  
 This manual is equivalent to SYC7-1933-0.  
 Microfiche  
 NOT AVAILABLE UNDER SLSS

STC7-1934

DOS/VS ASSEMBLER 5745-SC-ASM  
 This manual is equivalent to SYC7-1934-0.  
 Microfiche  
 NOT AVAILABLE UNDER SLSS

STC7-1937

DOS/VS DIRECT ACCESS METHOD 5745-SC-DAM DOS/VS MICROFICHE  
RELEASE 2.8  
 This manual is equivalent to SYC7-1937-0.  
 Microfiche  
 NOT AVAILABLE UNDER SLSS

STC7-1938

DOS/VS DISK ERP 5745-SC-DKE DOS/VS MICROFICHE RELEASE 2.8  
 This manual is equivalent to SYC7-1938-0.  
 Microfiche  
 NOT AVAILABLE UNDER SLSS

STC7-1939

DOS/VS DISPLAY OPERATOR CONSOLE 5745-SC-DOC DOS/VS  
MICROFICHE RELEASE 2.8  
 This manual is equivalent to SYC7-1939-0.  
 Microfiche  
 NOT AVAILABLE UNDER SLSS

STC7-1943

DOS/VS MODEL 20 EMULATOR 5745-SC-E20 DOS/VS MICROFICHE  
RELEASE 2.8  
 This manual is equivalent to SYC7-1943-0.  
 Microfiche  
 NOT AVAILABLE UNDER SLSS

STC7-1944

DOS/VS COMPILER I/O MODULES 5745-SC-IOM DOS/VS MICROFICHE  
RELEASE 2.8  
 This manual is equivalent to SYC7-1944-0.  
 Microfiche  
 NOT AVAILABLE UNDER SLSS

STC7-1946

DOS/VS IPL AND BUFFER 5745-SC-IPL DOS/VS MICROFICHE RELEASE  
2.8  
 This manual is equivalent to SYC7-1946-0.  
 Microfiche  
 NOT AVAILABLE UNDER SLSS

STC7-1948

DOS/VS JCL 5745-SC-JCL DOS/VS MICROFICHE RELEASE 2.8  
 This manual is equivalent to SYC7-1948-0.  
 Microfiche  
 NOT AVAILABLE UNDER SLSS

STC7-1949

DOS/VS LIBRARIAN 5745-SC-LBR DOS/VS MICROFICHE RELEASE 2.8  
 This manual is equivalent to SYC7-1949-0.  
 Microfiche  
 NOT AVAILABLE UNDER SLSS

STC7-1950

DOS/VS LINKAGE EDITOR 5745-SC-LNK DOS/VS MICROFICHE RELEASE  
2.8  
 This manual is equivalent to SYC7-1950-0  
 Microfiche  
 NOT AVAILABLE UNDER SLSS

STC7-1954

DOS/VS PDAIDS 5745-SC-PDA DOS/VS MICROFICHE RELEASE 2.9  
 This manual is equivalent to SYC7-1954-0.  
 Microfiche  
 NOT AVAILABLE UNDER SLSS

STC7-1956

DOS/VS POWER 5745-SC-PWR  
 This manual is equivalent to SYC7-1956-0.  
 Microfiche  
 NOT AVAILABLE UNDER SLSS

STC7-1958

DOS/VS RMSR 5745-SC-RMS DOS/VS MICROFICHE RELEASE 2.8  
 This manual is equivalent to SYC7-1958-0.  
 Microfiche  
 NOT AVAILABLE UNDER SLSS

STC7-1962

DOS/VS SYSTEM UTILITY PROG. 5745-SC-UTL DOS/VS MICROFICHE  
RELEASE 2.8  
 This manual is equivalent to SYC7-1962-0.  
 Microfiche  
 NOT AVAILABLE UNDER SLSS

STC7-1963

DOS/VS VSAM 5745-SC-VSM DOS/VS MICROFICHE RELEASE 2.8  
 This manual is equivalent to SYC7-1963-0.  
 Microfiche  
 NOT AVAILABLE UNDER SLSS

STC7-1964

DOS/VS DOS DISTRIBUTION PROG. 5745-SC-DIS DOS/VS MICROFICHE  
RELEASE 2.8  
 This manual is equivalent to SYC7-1964-0.  
 Microfiche  
 NOT AVAILABLE UNDER SLSS

STC7-1965

DOS/VS MICROFICHE INDEX DOS/VS MICROFICHE RELEASE 2.8  
 This manual is equivalent to SYC7-1965-0.  
 Microfiche  
 NOT AVAILABLE UNDER SLSS

STD2-2000

OS/VS1 RELEASE 1 5741-SC1-C1 - IPL  
 This manual is equivalent to SJD2-2000-0.  
 Microfiche  
 NOT AVAILABLE UNDER SLSS

STD2-2001

OS/VS1 RELEASE 5741-SC1-C3 - IOS  
 This manual is equivalent to SJD2-2001-0.  
 Microfiche  
 NOT AVAILABLE UNDER SLSS

STD2-2002

OS/VS1 RELEASE 5741-SC1-C5 - SUPERVISOR  
 This manual is equivalent to SJD2-2002-0.  
 Microfiche  
 NOT AVAILABLE UNDER SLSS

STD2-2009

OS/VS1 RELEASE 1 5741-SC1-00 - SCHEDULER  
 This manual is equivalent to SJD2-2009-0.  
 Microfiche  
 NOT AVAILABLE UNDER SLSS

STD2-2010

OS/VS1 RELEASE 5741-SC1-CB - UNIT REC E R  
 This manual is equivalent to SJD2-2010-0.  
 Microfiche  
 NOT AVAILABLE UNDER SLSS

STD2-2014

OS/VS1 RELEASE 5741-SC1-B0 - JECS  
 This manual is equivalent to SJD2-2014-0.  
 Microfiche  
 NOT AVAILABLE UNDER SLSS

STD2-2015

OS/VS1 RELEASE 1 5741-SC1-B1 - INPUT STREAM CTRL  
 This manual is equivalent to SJD2-2015-0.  
 Microfiche  
 NOT AVAILABLE UNDER SLSS

STD2-2016

OS/VS1 RELEASE 5741-SC1-B2 - OUTPUT STR CTBL  
 This manual is equivalent to SJD2-2016-0.  
 Microfiche  
 NOT AVAILABLE UNDER SLSS

STD2-2017

OS/VS1 RELEASE 1 5741-SC1-B3 - SYS RESTART  
 This manual is equivalent to SJD2-2017-0.  
 Microfiche  
 NOT AVAILABLE UNDER SLSS

## STD2

STD2-2018  
OS/VS1 RELEASE 5741-SC1-B4 - ALLOCATION  
 This manual is equivalent to SJD2-2018-0.  
 Microfiche  
 NOT AVAILABLE UNDER SLSS

STD2-2019  
OS/VS1 RELEASE 1 5741-SC1-B5 - Q MANAGER  
 This manual is equivalent to SJD2-2019-0.  
 Microfiche  
 NOT AVAILABLE UNDER SLSS

STD2-2020  
OS/VS1 RELEASE 5741-SC1-B6 - INITIATOR  
 This manual is equivalent to SJD2-2020-0.  
 Microfiche  
 NOT AVAILABLE UNDER SLSS

STD2-2021  
OS/VS1 RELEASE 1 5741-SC1-B7 - TERMINATION  
 This manual is equivalent to SJD2-2021-0.  
 Microfiche  
 NOT AVAILABLE UNDER SLSS

STD2-2022  
OS/VS1 RELEASE 1 5741-SC1-B8 - COMMANDS  
 This manual is equivalent to SJD2-2022-0.  
 Microfiche  
 NOT AVAILABLE UNDER SLSS

STD2-2023  
OS/VS1 RELEASE 1 5741-SC1-B9 - INTERPRETER  
 This manual is equivalent to SJD2-2023-0.  
 Microfiche  
 NOT AVAILABLE UNDER SLSS

STD2-2024  
OS/VS1 RELEASE 5741-SC1-BD - RESTART PROCESS  
 This manual is equivalent to SJD2-2024-0.  
 Microfiche  
 NOT AVAILABLE UNDER SLSS

STD2-2025  
OS/VS1 RELEASE 1 5741-SC1-BE - SYST LOG  
 This manual is equivalent to SJD2-2025-0.  
 Microfiche  
 NOT AVAILABLE UNDER SLSS

STD2-2026  
OS/VS1 RELEASE 5741-SC1-BF - WTP  
 This manual is equivalent to SJD2-2026-0.  
 Microfiche  
 NOT AVAILABLE UNDER SLSS

STD2-2027  
OS/VS1 RELEASE 5741-SC1-BG - MS1  
 This manual is equivalent to SJD2-2027-0.  
 Microfiche  
 NOT AVAILABLE UNDER SLSS

STD2-2028  
OS/VS1 RELEASE 5741-SC1-17 - IMCJOBQD  
 This manual is equivalent to SJD2-2028-0.  
 Microfiche  
 NOT AVAILABLE UNDER SLSS

STD2-2030  
OS/VS1 RELEASE 1 5741-SC1-C4 - DIDOCS  
 This manual is equivalent to SJD2-2030-0.  
 Microfiche  
 NOT AVAILABLE UNDER SLSS

STD2-2031  
OS/VS1 RELEASE 1 5741-SC1-G0 - GAM  
 This manual is equivalent to SJD2-2031-0.  
 Microfiche  
 NOT AVAILABLE UNDER SLSS

STD2-2032  
OS/VS1 RELEASE 1 5741-SC1-07 - GSP  
 This manual is equivalent to SJD2-2032-0.  
 Microfiche  
 NOT AVAILABLE UNDER SLSS

STD2-2033  
OS/VS1 RELEASE 5741-SC1-CE - RMS  
 This manual is equivalent to SJD2-2033-0.  
 Microfiche  
 NOT AVAILABLE UNDER SLSS

## STD2

STD2-2034  
OS/VS1 RELEASE 2 5741-SC1-03 - ASSEMB XF  
 This manual is equivalent to SJD2-2034-0.  
 Microfiche  
 NOT AVAILABLE UNDER SLSS

STD2-2038  
OS/VS1 RELEASE 5741-SC1-CD - OBR/EREF/RDE  
 This manual is equivalent to SJD2-2038-0.  
 Microfiche  
 NOT AVAILABLE UNDER SLSS

STD2-2041  
OS/VS1 RELEASE 1 5741-SC1-11 - GTF  
 This manual is equivalent to SJD2-2041-0.  
 Microfiche  
 NOT AVAILABLE UNDER SLSS

STD2-2042  
OS/VS1 RELEASE 1 5741-SC1-12 - HMASPZAP  
 This manual is equivalent to SJD2-2042-0.  
 Microfiche  
 NOT AVAILABLE UNDER SLSS

STD2-2043  
OS/VS1 RELEASE 1 5741-SC1-13 - HMDPRDMP  
 This manual is equivalent to SJD2-2043-0.  
 Microfiche  
 NOT AVAILABLE UNDER SLSS

STD2-2044  
OS/VS1 RELEASE 1 5741-SC1-15 - HMDSADMP  
 This manual is equivalent to SJD2-2044-0.  
 Microfiche  
 NOT AVAILABLE UNDER SLSS

STD2-2045  
OS/VS1 RELEASE 1 5741-SC1-16 - HMAPTFLE  
 This manual is equivalent to SJD2-2045-0.  
 Microfiche  
 NOT AVAILABLE UNDER SLSS

STD2-2046  
OS/VS1 RELEASE 1 5741-SC1-06 - OLTEP  
 This manual is equivalent to SJD2-2046-0.  
 Microfiche  
 NOT AVAILABLE UNDER SLSS

STD2-2047  
OS/VS1 RELEASE 1 5741-SC1-CF - EXT SVC  
 This manual is equivalent to SJD2-2047-0.  
 Microfiche  
 NOT AVAILABLE UNDER SLSS

STD2-2048  
OS/VS1 RELEASE 5741-SC1-U2 - IEHLIST  
 This manual is equivalent to SJD2-2048-0.  
 Microfiche  
 NOT AVAILABLE UNDER SLSS

STD2-2049  
OS/VS1 RELEASE 1 5741-SC1-20 - BRAM  
 This manual is equivalent to SJD2-2049-0.  
 Microfiche  
 NOT AVAILABLE UNDER SLSS

STD2-2051  
OS/VS1 RELEASE 1 5741-SC1-D5 - OCR  
 This manual is equivalent to SJD2-2051-0.  
 Microfiche  
 NOT AVAILABLE UNDER SLSS

STD2-2053  
OS/VS1 RELEASE 5741-SC1-UG - IEBTCRIN  
 This manual is equivalent to SJD2-2053-0.  
 Microfiche  
 NOT AVAILABLE UNDER SLSS  
 This manual is equivalent to SJD2-2053-0.

STD2-2054  
OS/VS1 RELEASE 1 5741-SC1-09 - CHKPT RESTART  
 This manual is equivalent to SJD2-2054-0.  
 Microfiche  
 NOT AVAILABLE UNDER SLSS

STD2-2055  
OS/VS1 RELEASE 5741-SC1-C7 - FETCH  
 This manual is equivalent to SJD2-2055-0.  
 Microfiche  
 NOT AVAILABLE UNDER SLSS

## STD2

STD2-2056  
OS/VS1 RELEASE 5741-SC1-C2 - OVERLAY SUPER  
 This manual is equivalent to SJD2-2056-0.  
 Microfiche  
 NOT AVAILABLE UNDER SLSS

STD2-2057  
OS/VS1 RELEASE 5741-SC1-D0 - SAM  
 This manual is equivalent to SJD2-2057-0.  
 Microfiche  
 NOT AVAILABLE UNDER SLSS

STD2-2058  
OS/VS1 RELEASE 5741-SC1-D1 - OPEN/CLOSE EOY  
 This manual is equivalent to SJD2-2058-0.  
 Microfiche  
 NOT AVAILABLE UNDER SLSS

STD2-2059  
OS/VS1 RELEASE 5741-SC1-D2 - PAM  
 This manual is equivalent to SJD2-2059-0.  
 Microfiche  
 NOT AVAILABLE UNDER SLSS

STD2-2060  
OS/VS1 RELEASE 5741-SC1-D4 - DADSM  
 This manual is equivalent to SJD2-2060-0.  
 Microfiche  
 NOT AVAILABLE UNDER SLSS

STD2-2061  
OS/VS1 RELEASE 5741-SC1-D6 - MICR  
 This manual is equivalent to SJD2-2061-0.  
 Microfiche  
 NOT AVAILABLE UNDER SLSS

STD2-2062  
OS/VS1 RELEASE 1 5741-SC1-D7 - DAM  
 This manual is equivalent to SJD2-2062-0.  
 Microfiche  
 NOT AVAILABLE UNDER SLSS

STD2-2063  
OS/VS1 RELEASE 1 5741-SC1-D8 - ISAM  
 This manual is equivalent to SJD2-2063-0.  
 Microfiche  
 NOT AVAILABLE UNDER SLSS

STD2-2064  
OS/VS1 RELEASE 1 5741-SC1-D9 - JAM  
 This manual is equivalent to SJD2-2064-0.  
 Microfiche  
 NOT AVAILABLE UNDER SLSS

STD2-2067  
OS/VS1 RELEASE 1 5741-SC1-CA - DASD/ERP  
 This manual is equivalent to SJD2-2067-0.  
 Microfiche  
 NOT AVAILABLE UNDER SLSS

STD2-2068  
OS/VS1 RELEASE 5741-SC1-04 - LINK EDITOR  
 This manual is equivalent to SJD2-2068-0.  
 Microfiche  
 NOT AVAILABLE UNDER SLSS

STD2-2069  
OS/VS1 RELEASE 1 5741-SC1-05 - LOADER  
 This manual is equivalent to SJD2-2069-0.  
 Microfiche  
 NOT AVAILABLE UNDER SLSS

STD2-2074  
OS/VS1 RELEASE 5741-SC1-DB - JES COMPAT INT  
 This manual is equivalent to SJD2-2074-0.  
 Microfiche  
 NOT AVAILABLE UNDER SLSS

STD2-2076  
OS/VS1 RELEASE 5741-SC1-14 - HMBLIST  
 This manual is equivalent to SJD2-2076-0.  
 Microfiche  
 NOT AVAILABLE UNDER SLSS

STD2-2077  
OS/VS1 RELEASE 1 5741-SC1-10 - IBCDMPRS  
 This manual is equivalent to SJD2-2077-0.  
 Microfiche  
 NOT AVAILABLE UNDER SLSS

## STD2

STD2-2078  
OS/VS1 RELEASE 1 5741-SC1-I1 - IBCDASDI  
 This manual is equivalent to SJD2-2078-0.  
 Microfiche  
 NOT AVAILABLE UNDER SLSS

STD2-2079  
OS/VS1 RELEASE 5741-SC1-I2 - ICAPRTBL  
 This manual is equivalent to SJD2-2079-0.  
 Microfiche  
 NOT AVAILABLE UNDER SLSS

STD2-2080  
OS/VS1 RELEASE 5741-SC1-U0 - IEHDASDR  
 This manual is equivalent to SJD2-2080-0.  
 Microfiche  
 NOT AVAILABLE UNDER SLSS

STD2-2081  
OS/VS1 RELEASE 1 5741-SC1-U1 - IEHIOSUP  
 This manual is equivalent to SJD2-2081-0.  
 Microfiche  
 NOT AVAILABLE UNDER SLSS

STD2-2082  
OS/VS1 RELEASE 5741-SC1-UF - IEHATLAS  
 This manual is equivalent to SJD2-2082-0.  
 Microfiche  
 NOT AVAILABLE UNDER SLSS

STD2-2084  
OS/VS1 RELEASE 5741-SC1-0A - CRJE  
 This manual is equivalent to SJD2-2084-0.  
 Microfiche  
 NOT AVAILABLE UNDER SLSS

STD2-2085  
OS/VS1 RELEASE 5741-SC1-U6 - IEBCOPY  
 This manual is equivalent to SJD2-2085-0.  
 Microfiche  
 NOT AVAILABLE UNDER SLSS

STD2-2086  
OS/VS1 RELEASE 5741-SC1-U7 - IEBGENER  
 This manual is equivalent to SJD2-2086-0.  
 Microfiche  
 NOT AVAILABLE UNDER SLSS

STD2-2087  
OS/VS1 RELEASE 5741-SC1-U8 - IEUPDATE  
 This manual is equivalent to SJD2-2087-0.  
 Microfiche  
 NOT AVAILABLE UNDER SLSS

STD2-2088  
OS/VS1 RELEASE 1 5741-SC1-UA - IEBPTCH  
 This manual is equivalent to SJD2-2088-0.  
 Microfiche  
 NOT AVAILABLE UNDER SLSS

STD2-2089  
OS/VS1 RELEASE 1 5741-SC1-UK - IEBCOMPR  
 This manual is equivalent to SJD2-2089-0.  
 Microfiche  
 NOT AVAILABLE UNDER SLSS

STD2-2090  
OS/VS1 RELEASE 5741-SC1-UH - IEBISAM  
 This manual is equivalent to SJD2-2090-0.  
 Microfiche  
 NOT AVAILABLE UNDER SLSS

STD2-2091  
OS/VS1 RELEASE 5741-SC1-U5 - IEBDG  
 This manual is equivalent to SJD2-2091-0.  
 Microfiche  
 NOT AVAILABLE UNDER SLSS

STD2-2092  
OS/VS1 RELEASE 5741-SC1-UC - IEHMOVE  
 This manual is equivalent to SJD2-2092-0.  
 Microfiche  
 NOT AVAILABLE UNDER SLSS

STD2-2094  
OS/VS1 RELEASE 1 5741-SC1-02 - SMF  
 This manual is equivalent to SJD2-2094-0.  
 Microfiche  
 NOT AVAILABLE UNDER SLSS

STD2-2096  
OS/VS1 RELEASE 1 5741-SC1-U3 - IEHPROGM  
 This manual is equivalent to SJD2-2096-0.  
 Microfiche  
 NOT AVAILABLE UNDER SLSS

STD2-2097  
OS/VS1 RELEASE 1 5741-SC1-UD - IEHINITT  
 This manual is equivalent to SJD2-2097-0.  
 Microfiche  
 NOT AVAILABLE UNDER SLSS

STD2-2098  
OS/VS1 RELEASE 1 5741-SC1-UE - IEHSTATR  
 This manual is equivalent to SJD2-2098-0.  
 Microfiche  
 NOT AVAILABLE UNDER SLSS

STD2-2099  
OS/VS1 RELEASE 1 5741-SC1-D3 - CATALOG  
 This manual is equivalent to SJD2-2099-0.  
 Microfiche  
 NOT AVAILABLE UNDER SLSS

STD2-2100  
OS/VS1 RELEASE 1 5741-SC1-DC - PASSWORD PROTECT  
 This manual is equivalent to SJD2-2100-0.  
 Microfiche  
 NOT AVAILABLE UNDER SLSS

STD2-2101  
OS/VS1 RELEASE 5741-SC1-CC - TAPE ERP/VES  
 This manual is equivalent to SJD2-2101-0.  
 Microfiche  
 NOT AVAILABLE UNDER SLSS

STD2-2105  
OS/VS1 RELEASE 1 5741-SC1-BB - RES  
 This manual is equivalent to SJD2-2105-0.  
 Microfiche  
 NOT AVAILABLE UNDER SLSS

STD2-2108  
OS/VS1 RELEASE 5741-SC1-DD - 3505/3525 RDR  
 This manual is equivalent to SJD2-2108-0.  
 Microfiche  
 NOT AVAILABLE UNDER SLSS

STD2-2111  
OS/VS1 RELEASE 5741-SC1-C8 - NIP  
 This manual is equivalent to SJD2-2111-0.  
 Microfiche  
 NOT AVAILABLE UNDER SLSS

GT00-0042  
OS MACHINE CHECK HANDLER FOR S/370 MODEL 155, 165-PLM (PRIOR EDITION)  
 This publication is a prior edition of publication order number GY27-7198 and is used with OS Release 20.1 and Release 20.0.  
 Manual  
 NOT AVAILABLE UNDER SLSS

GT00-0045  
OS MACHINE CHECK HANDLER FOR S/370 MODELS 135, AND 145 PLM (PRIOR EDITION)  
 This publication is a prior edition of publication order number GY27-7237 and is used with OS Release 20.1.  
 Manual  
 NOT AVAILABLE UNDER SLSS

GT00-0118  
OS/VSS SYSTEM MANAGEMENT FACILITIES (SMF)  
 This manual is equivalent to GC35-0004-2 and is for use with OS/VSS Release 1.0.  
 Manual  
 SLSS - ORDER NO. SUBSCRIPTION ONLY

GT00-0119  
OS/360 MACHINE CHECK HANDLER FOR S/370 MODEL 155, 165 PLM  
 This manual is equivalent to GY27-7198-1 and is for use with OS Release 21.0.  
 Manual  
 NOT AVAILABLE UNDER SLSS

GT00-0129  
OS/VSS MESSAGE LIBRARY: SERVICE AIDS AND OLTEP MESSAGES  
OS/VS1 RELEASE 2.0, 2.6, OS/VS2 RELEASE 1.0, 1.6  
 This manual is equivalent to GC38-1006-2.  
 Manual  
 //37///5742

GT00-0130  
OS/VSS MESSAGE LIBRARY: UTILITIES MESSAGES  
OS/VS1 RELEASE 2.0, 2.6 AND VS2 RELEASE 1.6  
 This manual is equivalent to GC38-1005-2.  
 Manual  
 //32///5742

GT00-0131  
OS/VS1 SYSTEM GENERATION REFERENCE  
OS/VS1 RELEASE 2.6  
 This manual is equivalent to GC26-3791-2.  
 Manual  
 SLSS - ORDER NO. SUBSCRIPTION ONLY

GT00-0132  
OS/VSS DATA MANAGEMENT MACRO INSTRUCTION  
VS1 RELEASE 1.0, 2.0, 2.6 AND VS2 RELEASE 1.0, 1.6  
 This manual is equivalent to GC26-3793-2.  
 Manual  
 SLSS - ORDER NO. SUBSCRIPTION ONLY

GT00-0133  
OS/VSS MESSAGE LIBRARY: ROUTING AND DESCRIPTOR CODES  
OS/VS1 RELEASE 2.0, 2.6 OS/VS2 RELEASE 1.0, 1.6  
 This manual is equivalent to GC38-1004-2.  
 Manual  
 //40///5742

GT00-0134  
OS/VSS SYSTEM MANAGEMENT FACILITIES SMF  
OS/VS1 RELEASE 2.6 OS/VS2 RELEASE 1.6  
 This manual is equivalent to GC35-0004-4.  
 Manual  
 //34///5742

GT00-0135  
OS/VSS SERVICE AIDS REFERENCE SUMMARY  
OS/VS2 RELEASE 1.0, 1.6 AND OS/VS1 RELEASE 1.0, 2.0, 2.6  
 This manual is equivalent to GX28-0634-1.  
 Manual  
 //37///5742

GT00-0136  
OS/VS2 COMMAND LANGUAGE REFERENCE SUMMARY  
OS/VS2 RELEASE 1.0, 1.6, 1.7  
 This manual is equivalent to GX28-0647-0.  
 Manual  
 //39///5742

GT00-0137  
OS/VS2 DSS COMMAND LANGUAGE REFERENCE SUMMARY  
OS/VS2 RELEASE 1.0, 1.6 AND OS/VS1 RELEASE 2.0, 2.6  
 This manual is equivalent to GX28-0690-0.  
 Manual  
 //37///5742

ST00-0138  
OS/VSS OPEN/CLOSE/EOV LOGIC  
OS/VS2 RELEASE 1.0, 1.6 OS/VS1 RELEASE 2.0, 2.6  
 This manual is equivalent to SY26-3785-2.  
 Manual  
 SLSS - ORDER NO. SUBSCRIPTION ONLY

GT00-0140  
OS/VSS JCL SYNTAX REFERENCE SUMMARY  
OS/VS2 RELEASE 1.0, 1.6 OS/VS1 RELEASE 1.0, 2.0, 2.6  
 This card is equivalent to GX28-0619-1.  
 Reference Summary  
 SLSS - ORDER NO. SUBSCRIPTION ONLY

GT00-0141  
OS/VSS JCL SERVICES  
OS/VS2 RELEASE 1.0, 1.6, 1.7, OS/VS1 - 1.0, 2.0, 2.6  
 This manual is equivalent to GC28-0617-2.  
 Manual  
 //36///5742

GT00-0144  
OPERATOR'S LIBRARY: OS/VS1 REFERENCE OS/VS1 RELEASE 3.0  
 This manual is equivalent to GC38-0110-3.  
 Manual  
 SLSS - ORDER NO. SUBSCRIPTION ONLY

GT00-0147  
OS/VS1 PLANNING & USER GUIDE OS/VS1 RELEASE 3.0  
 This manual is equivalent to GC24-5090-2.  
 Manual  
 SLSS - ORDER NO. SUBSCRIPTION ONLY

GT00-0148  
OS/VSS MESSAGE LIBRARY: VS1 SYSTEM MESSAGES RELEASE 3.0  
 This manual is equivalent to GC38-1001-2.  
 Manual  
 SLSS - ORDER NO. SUBSCRIPTION ONLY

GT00-0149  
OS/VS MESSAGE LIBRARY VS1 SYSTEM CODES OS/VS1 RELEASE 3.0  
 This manual is equivalent to GC38-1003-3.  
 Manual  
 SLSS - ORDER NO. SUBSCRIPTION ONLY

GT00-0150  
OS/VS MESSAGE LIBRARY: ROUTING & DESCRIPTOR CODES OS/VS1  
RELEASE 3.0  
 This manual is equivalent to GC38-1004-3.  
 Manual  
 SLSS - ORDER NO. SUBSCRIPTION ONLY

ST00-0151  
OS/VS1 SUPERVISOR LOGIC OS/VS1 RELEASE 3.0  
 This manual is equivalent to SY24-5155-2.  
 Manual  
 SLSS - ORDER NO. SUBSCRIPTION ONLY

ST00-0152  
OS/VS1 I/O SUPERVISOR LOGIC OS/VS1 RELEASE 3.0  
 This manual is equivalent to SY24-5156-2.  
 Manual  
 SLSS - ORDER NO. SUBSCRIPTION ONLY

GT00-0153  
OS/VS1 SYSTEM GENERATION REFERENCE OS/VS1 RELEASE 3.0  
 This manual is equivalent to GC26-3791-3.  
 Manual  
 SLSS - ORDER NO. SUBSCRIPTION ONLY

GT00-0154  
OS/VS1 STORAGE ESTIMATES OS/VS1 RELEASE 3.0  
 This manual is equivalent to GC24-5094-2.  
 Manual  
 SLSS - ORDER NO. SUBSCRIPTION ONLY

ST00-0155  
OS/VS1 JOB MANAGEMENT LOGIC OS/VS1 RELEASE 3.0  
 This manual is equivalent to SY24-5161-2.  
 Manual  
 SLSS - ORDER NO. SUBSCRIPTION ONLY

GT00-0156  
OS/VS1 PLANNING AND USE GUIDE PROG. NO. 5741 OS/VS1 RELEASE  
3.1  
 This manual is equivalent to GC24-5090-03.  
 Manual  
 SLSS - ORDER NO. SUBSCRIPTION ONLY

GT00-0158  
OS/VS1 STORAGE ESTIMATES PROG. NO. 5741 OS/VS1 RELEASE 3.1  
 This manual is equivalent to GC24-5094-03.  
 Manual  
 SLSS - ORDER NO. SUBSCRIPTION ONLY

GT00-0159  
OPERATOR'S LIBRARY: OS/VS1 REFERENCE PROG. NO. 5741  
OS/VS1 RELEASE 3.1  
 This manual is equivalent to GC38-0110-04.  
 Manual  
 SLSS - ORDER NO. SUBSCRIPTION ONLY

GT00-0160  
OS/VS MESSAGE LIBRARY: VS1 SYSTEM MESSAGES PROG. NO. 5741  
OS/VS1 RELEASE 3.1  
 This manual is equivalent to GC38-1001-03.  
 Manual  
 SLSS - ORDER NO. SUBSCRIPTION ONLY

GT00-0161  
OS/VS MESSAGE LIBRARY: ROUTING & DESCRIPTOR CODES OS/VS1  
RELEASE 3.1 & OS/VS2 RELEASE 2.0  
 This manual is equivalent to GC38-1004-4.  
 Manual, 214 pages  
 SLSS - ORDER NO. SUBSCRIPTION ONLY

ST00-0162  
OS/VS1 SYSTEM DATA AREA COMPONENT NO. 5741 OS/VS1 RELEASE  
3.0,3.1  
 This manual is equivalent to SY28-0605-02.  
 Manual  
 SLSS - ORDER NO. SUBSCRIPTION ONLY

ST00-0163  
OS/VS1 SUPERVISOR LOGIC COMPONENT NO. 5741-SC1-C5  
OS/VS1 RELEASE 3.1  
 This manual is equivalent to SY24-5155-03.  
 Manual  
 SLSS - ORDER NO. SUBSCRIPTION ONLY

ST00-0164  
OS/VS1 IPL AND NIP LOGIC COMPONENT NOS. 5741-SC1-C8  
5741-SC1-C1 OS/VS1 RELEASE 3.0,3.1  
 This manual is equivalent to SY24-5160-02.  
 Manual  
 SLSS - ORDER NO. SUBSCRIPTION ONLY

ST00-0165  
OS/VS1 JOB MANAGEMENT LOGIC COMPONENT NUMBERS 5741-SC1-B6,  
BH,B7,00,C4,BD, OS/VS1 RELEASE 3.0  
 This manual is equivalent to SY24-5161-03.  
 Manual  
 SLSS - ORDER NO. SUBSCRIPTION ONLY

GT00-0166  
OS/VS SERVICE AIDS REFERENCE SUMMARY OS/VS2 RELEASE 2.0  
 This manual is equivalent to GX28-0634-2.  
 Manual, 201 pages  
 SLSS - ORDER NO. SUBSCRIPTION ONLY

GT00-0167  
OS/VS2 TSO COMMAND LANGUAGE REFERENCE SUMMARY OS/VS2  
RELEASE 2.0  
 This manual is equivalent to GX28-0647-1.  
 Manual, 187 pages  
 SLSS - ORDER NO. SUBSCRIPTION ONLY

GT00-0168  
DOS/VS POWER & POWER/RJE REFERENCE SUMMARY DOS/VS  
RELEASE 29 & 30  
 This manual is equivalent to GX33-9004-0.  
 Manual  
 SLSS - ORDER NO. SUBSCRIPTION ONLY

GT00-0169  
DOS/VS DATA MANAGEMENT GUIDE DOS/VS RELEASE 29 & 30  
 This manual is equivalent to GC33-5372-2.  
 Manual  
 SLSS - ORDER NO. SUBSCRIPTION ONLY

GT00-0170  
OS/VS SYSTEM MANAGEMENT FACILITIES OS/VS2 RELEASE 2.0  
OS/VS1 RELEASE 3.0 & 3.1  
 This manual is equivalent to GC35-0004-5.  
 Manual, 180 pages  
 SLSS - ORDER NO. SUBSCRIPTION ONLY

GT00-0171  
DOS/VS SYSTEM MANAGEMENT GUIDE DOS/VS RELEASE 30  
 This manual is equivalent to GC33-5371-3.  
 Manual  
 SLSS - ORDER NO. SUBSCRIPTION ONLY

GT00-0172  
OS/VS1 PROGRAMMER'S REFERENCE DIGEST OS/VS1 RELEASE 3.0 &  
3.1  
 This manual is equivalent to GC24-5091-3.  
 Manual  
 SLSS - ORDER NO. SUBSCRIPTION ONLY

GT00-0173  
OS/VS1 DEBUGGING GUIDE COMPONENT NO. 5741 OS/VS1 RELEASE  
3.0,3.1  
 This manual is equivalent to GC24-5093-02.  
 Manual  
 SLSS - ORDER NO. SUBSCRIPTION ONLY

GT00-0174  
OS/VS MESSAGE LIBRARY: UTILITIES MESSAGES OS/VS2 RELEASE  
2.0 & OS/VS1 RELEASE 3.0 & 3.1  
 This manual is equivalent to GC38-1005-3.  
 Manual, 108 pages  
 SLSS - ORDER NO. SUBSCRIPTION ONLY

GT00-0175  
OS/VS2 SYS. PROGRAMMING LIBRARY: SYS. GEN. REF. COMPONENT  
NO. 5752-SC1-BH, UX OS/VS2 RELEASE 2.0  
 This manual is equivalent to GC26-3792-03.  
 Manual  
 SLSS - ORDER NO. SUBSCRIPTION ONLY

GT00-0176  
OS/VS MESSAGE LIBRARY: LINKAGE EDITOR & LOADER MESSAGES  
OS/VS2 RELEASE 2.0 OS/VS1 RELEASE 3.0 & 3.1  
 This manual is equivalent to GC38-1007-3.  
 Manual, 28 pages  
 SLSS - ORDER NO. SUBSCRIPTION ONLY

ST00-0179  
OS/VS2 I/O SUPERVISOR LOGIC OS/VS2 RELEASE 2.0  
 This manual is equivalent to SY26-3823-2.  
 Manual, 192 pages  
 SLSS - ORDER NO. SUBSCRIPTION ONLY

GT00-0180  
OS/VS MESSAGE LIBRARY: VS1 SYSTEMS CODES COMPONENT NO. 5741 OS/VS1 RELEASE 3.1  
 This manual is equivalent to GC38-1003-04.  
 Manual  
 SLSS - ORDER NO. SUBSCRIPTION ONLY

ST00-0181  
OS/VS1 CATALOG MANAGEMENT LOGIC PROG. NOS. 5741-SC1-D3, 5742-SC1-D3, OS/VS2 REL. 1.0,1.6,1.7 OS/VS1 RELEASE 2.0, 2.6,3.0,3.1  
 This manual is equivalent to SY35-0003-02.  
 Manual  
 SLSS - ORDER NO. SUBSCRIPTION ONLY

GT00-0182  
OS/VS1 SYSM GEN. COMPONENT NO. 5741-SC1-S1 OS/VS1 RELEASE 3.1  
 This manual is equivalent to GC26-3791-04.  
 Manual  
 SLSS - ORDER NO. SUBSCRIPTION ONLY

ST00-0183  
OS/VS2 CHECKPOINT/RESTART LOGIC OS/VS2 RELEASE 2.0  
 This manual is equivalent to SY26-3820-2.  
 Manual, 116 pages  
 SLSS - ORDER NO. SUBSCRIPTION ONLY

GT00-0184  
OS/VS UTILITIES OS/VS2 RELEASE 2.0 & OS/VS1 RELEASE 3.0 & 3.1  
 This manual is equivalent to GC35-0005-4.  
 Manual, 484 pages  
 SLSS - ORDER NO. SUBSCRIPTION ONLY

ST00-0185  
OS/VS1 CHECKPOINT/RESTART LOGIC COMPONENT NO. 5741-SC2-09 OS/VS1 RELEASE 3.0,3.1  
 This manual is equivalent to SY24-5159-02.  
 Manual  
 SLSS - ORDER NO. SUBSCRIPTION ONLY

GT00-0187  
DOS/VS SYSTEM GENERATION DOS/VS RELEASE 30  
 This manual is equivalent to GC33-5377-2.  
 Manual  
 SLSS - ORDER NO. SUBSCRIPTION ONLY

ST00-5000  
IPL 5741-SC1-C1 OS/VS1 MICROFICHE RELEASE 2.6  
 This manual is equivalent to SJD2-2000-2.  
 Microfiche  
 NOT AVAILABLE UNDER SLSS

ST00-5001  
IOS 5741-SC1-C3 OS/VS1 MICROFICHE RELEASE 2.6  
 This manual is equivalent to SJD2-2001-2.  
 Microfiche  
 NOT AVAILABLE UNDER SLSS

ST00-5002  
SUPERVISOR 5741-SC1-C5 OS/VS1 MICROFICHE RELEASE 2.6  
 This manual is equivalent to SJD2-2002-2.  
 Microfiche  
 NOT AVAILABLE UNDER SLSS

ST00-5003  
MAPPING MACROS 5741-SC1-01 OS/VS1 MICROFICHE RELEASE 2.6  
 This manual is equivalent to SJD2-2003-0.  
 Microfiche  
 NOT AVAILABLE UNDER SLSS

ST00-5004  
INDEX OS/VS1 MICROFICHE RELEASE 2.6  
 This manual is equivalent to SJD2-2004-1.  
 Microfiche  
 NOT AVAILABLE UNDER SLSS

ST00-5005  
SCHEDULER - SMF 5741-SC1-00 OS/VS1 MICROFICHE RELEASE 2.6  
 This manual is equivalent to SJD2-2009-2.  
 Microfiche  
 NOT AVAILABLE UNDER SLSS

ST00-5006  
UNIT/RCD/ERP 5741-SC1-CB OS/VS1 MICROFICHE RELEASE 2.6  
 This manual is equivalent to SJD2-2010-2.  
 Microfiche  
 NOT AVAILABLE UNDER SLSS

ST00-5007  
JECS 5741-SC1-B0 OS/VS1 MICROFICHE RELEASE 2.6  
 This manual is equivalent to SJD2-2014-2.  
 Microfiche  
 NOT AVAILABLE UNDER SLSS

ST00-5008  
I/P STREAM CTL 5741-SC1-B1 OS/VS1 MICROFICHE RELEASE 2.6  
 This manual is equivalent to SJD2-2015-2.  
 Microfiche  
 NOT AVAILABLE UNDER SLSS

ST00-5009  
O/P STREAM CTL 5741-SC1-B2 OS/VS1 MICROFICHE RELEASE 2.6  
 This manual is equivalent to SJD2-2016-2.  
 Microfiche  
 NOT AVAILABLE UNDER SLSS

ST00-5010  
SYSTEM RESTART 5741-SC1-B3 OS/VS1 MICROFICHE RELEASE 2.6  
 This manual is equivalent to SJD2-2017-2.  
 Microfiche  
 NOT AVAILABLE UNDER SLSS

ST00-5011  
ALLOCATION 5741-SC1-B4 OS/VS1 MICROFICHE RELEASE 2.6  
 This manual is equivalent to SJD2-2018-2.  
 Microfiche  
 NOT AVAILABLE UNDER SLSS

ST00-5012  
SWADS MANAGER 5741-SC1-B5 OS/VS1 MICROFICHE RELEASE 2.6  
 This manual is equivalent to SJD2-2019-2.  
 Microfiche  
 NOT AVAILABLE UNDER SLSS

ST00-5013  
INITIATOR 5741-SC1-B6 OS/VS1 MICROFICHE RELEASE 2.6  
 This manual is equivalent to SJD2-2020-2.  
 Microfiche  
 NOT AVAILABLE UNDER SLSS

ST00-5014  
TERMINATION 5741-SC1-B7 OS/VS1 MICROFICHE RELEASE 2.6  
 This manual is equivalent to SJD2-2021-2.  
 Microfiche  
 NOT AVAILABLE UNDER SLSS

ST00-5015  
COMMANDS 5741-SC1-B8 OS/VS1 MICROFICHE RELEASE 2.6  
 This manual is equivalent to SJD2-2022-2.  
 Microfiche  
 NOT AVAILABLE UNDER SLSS

ST00-5016  
INTERPRETER 5741-SC1-B9 OS/VS1 MICROFICHE RELEASE 2.6  
 This manual is equivalent to SJD2-2023-2.  
 Microfiche  
 NOT AVAILABLE UNDER SLSS

ST00-5017  
RESTART RDR/DSDR PROCESSING 5741-SC1-BD OS/VS1 MICROFICHE RELEASE 2.6  
 This manual is equivalent to SJD2-2024-2.  
 Microfiche  
 NOT AVAILABLE UNDER SLSS

ST00-5018  
SYSTEM LOG 5741-SC1-BE OS/VS1 MICROFICHE RELEASE 2.6  
 This manual is equivalent to SJD2-2025-2.  
 Microfiche  
 NOT AVAILABLE UNDER SLSS

ST00-5019  
WTP 5741-SC1-BF OS/VS1 MICROFICHE RELEASE 2.6  
 This manual is equivalent to SJD2-2026-1.  
 Microfiche  
 NOT AVAILABLE UNDER SLSS

ST00-5020  
MSI 5741-SC1-BG OS/VS1 MICROFICHE RELEASE 2.6  
 This manual is equivalent to SJD2-2027-2.  
 Microfiche  
 NOT AVAILABLE UNDER SLSS

ST00-5021  
IMC JOBQD 5741-SC1-17 OS/VS1 MICROFICHE RELEASE 2.6  
 This manual is equivalent to SJD2-2028-2.  
 Microfiche  
 NOT AVAILABLE UNDER SLSS

ST00

ST00-5022  
DIDOC5 5741-SC1-C4 OS/VS1 MICROFICHE RELEASE 2.6  
 This manual is equivalent to SJD2-2030-2.  
 Microfiche  
 NOT AVAILABLE UNDER SLSS

ST00-5023  
GAM 5741-SC1-G0 OS/VS1 MICROFICHE RELEASE 2.6  
 This manual is equivalent to SJD2-2031-2.  
 Microfiche  
 NOT AVAILABLE UNDER SLSS

ST00-5024  
GSP 5741-SC1-07 OS/VS1 MICROFICHE RELEASE 2.6  
 This manual is equivalent to SJD2-2032-2.  
 Microfiche  
 NOT AVAILABLE UNDER SLSS

ST00-5025  
RMS 5741-SC1-CE OS/VS1 MICROFICHE RELEASE 2.6  
 This manual is equivalent to SJD2-2033-2.  
 Microfiche  
 NOT AVAILABLE UNDER SLSS

ST00-5026  
SYSTEM ASSEMBLER 5741-SC1-03 OS/VS1 MICROFICHE RELEASE 2.6  
 This manual is equivalent to SJD2-2034-2.  
 Microfiche  
 NOT AVAILABLE UNDER SLSS

ST00-5027  
ORB/EREP/RDE 5741-SC1-CD OS/VS1 MICROFICHE RELEASE 2.6  
 This manual is equivalent to SJD2-2038-2.  
 Microfiche  
 NOT AVAILABLE UNDER SLSS

ST00-5028  
GTF 5741-SC1-11 OS/VS1 MICROFICHE RELEASE 2.6  
 This manual is equivalent to SJD2-2041-2.  
 Microfiche  
 NOT AVAILABLE UNDER SLSS

ST00-5029  
HMASPZAP 5741-SC1-12 OS/VS1 MICROFICHE RELEASE 2.6  
 This manual is equivalent to SJD2-2042-2.  
 Microfiche  
 NOT AVAILABLE UNDER SLSS

ST00-5030  
HMDPRDMP 5741-SC1-13 OS/VS1 MICROFICHE RELEASE 2.6  
 This manual is equivalent to SJD2-2043-2.  
 Microfiche  
 NOT AVAILABLE UNDER SLSS

ST00-5031  
HMSADMP 5741-SC1-15 OS/VS1 MICROFICHE RELEASE 2.6  
 This manual is equivalent to SJD2-2044-2.  
 Microfiche  
 NOT AVAILABLE UNDER SLSS

ST00-5032  
HMAPTFLE 5741-SC1-16 OS/VS1 MICROFICHE RELEASE 2.6  
 This manual is equivalent to SJD2-2045-2.  
 Microfiche  
 NOT AVAILABLE UNDER SLSS

ST00-5033  
OLTEP 5741-SC1-06 OS/VS1 MICROFICHE RELEASE 2.6  
 This manual is equivalent to SJD2-2046-2.  
 Microfiche  
 NOT AVAILABLE UNDER SLSS

ST00-5034  
IEHLIST 5741-SC1-U2 OS/VS1 MICROFICHE RELEASE 2.6  
 This manual is equivalent to SJD2-2048-2.  
 Microfiche  
 NOT AVAILABLE UNDER SLSS

ST00-5035  
BTAM 5741-SC1-20 OS/VS1 MICROFICHE RELEASE 2.6  
 This manual is equivalent to SJD2-2049-2.  
 Microfiche  
 NOT AVAILABLE UNDER SLSS

ST00-5036  
OCR 5741-SC1-D5 OS/VS1 MICROFICHE RELEASE 2.6  
 This manual is equivalent to SJD2-2051-1.  
 Microfiche  
 NOT AVAILABLE UNDER SLSS

ST00

ST00-5038  
CHK/RSTR 5741-SC1-09 OS/VS1 MICROFICHE RELEASE 2.6  
 This manual is equivalent to SJD2-2054-2.  
 Microfiche  
 NOT AVAILABLE UNDER SLSS

ST00-5039  
FETCH 5741-SC1-C7 OS/VS1 MICROFICHE RELEASE 2.6  
 This manual is equivalent to SJD2-2055-2.  
 Microfiche  
 NOT AVAILABLE UNDER SLSS

ST00-5040  
OVERLAY SUPERVISOR 5741-SC1-C2 OS/VS1 MICROFICHE RELEASE 2.6  
 This manual is equivalent to SJD2-2056-2.  
 Microfiche  
 NOT AVAILABLE UNDER SLSS

ST00-5041  
SAM 5741-SC1-D0 OS/VS1 MICROFICHE RELEASE 2.6  
 This manual is equivalent to SJD2-2057-2.  
 Microfiche  
 NOT AVAILABLE UNDER SLSS

ST00-5042  
OPEN/CLOSE/DOV 5741-SC1-D1 OS/VS1 MICROFICHE RELEASE 2.6  
 This manual is equivalent to SJD2-2058-2.  
 Microfiche  
 NOT AVAILABLE UNDER SLSS

ST00-5043  
PAM 5741-SC1-D2 OS/VS1 MICROFICHE RELEASE 2.6  
 This manual is equivalent to SJD2-2059-2.  
 Microfiche  
 NOT AVAILABLE UNDER SLSS

ST00-5044  
DADSM 5741-SC1-D4 OS/VS1 MICROFICHE RELEASE 2.6  
 This manual is equivalent to SJD2-2060-2.  
 Microfiche  
 NOT AVAILABLE UNDER SLSS

ST00-5045  
MICR 5741-SC1-D6 OS/VS1 MICROFICHE RELEASE 2.6  
 This manual is equivalent to SJD2-2061-2.  
 Microfiche  
 NOT AVAILABLE UNDER SLSS

ST00-5046  
DAM 5741-SC1-D7 OS/VS1 MICROFICHE RELEASE 2.6  
 This manual is equivalent to SJD2-2062-2.  
 Microfiche  
 NOT AVAILABLE UNDER SLSS

ST00-5047  
ISAM 5741-SC1-D8 OS/VS1 MICROFICHE RELEASE 2.6  
 This manual is equivalent to SJD2-2063-2.  
 Microfiche  
 NOT AVAILABLE UNDER SLSS

ST00-5048  
JAM 5741-SC1-D9 OS/VS1 MICROFICHE RELEASE 2.6  
 This manual is equivalent to SJD2-2064-2.  
 Microfiche  
 NOT AVAILABLE UNDER SLSS

ST00-5049  
DASD-ERP - 5741-SC1-CA OS/VS1 MICROFICHE RELEASE 2.6  
 This manual is equivalent to SJD2-2067-1.  
 Microfiche  
 NOT AVAILABLE UNDER SLSS

ST00-5050  
LINKAGE EDITOR 5741-SC1-04 OS/VS1 MICROFICHE RELEASE 2.6  
 This manual is equivalent to SJD2-2068-2.  
 Microfiche  
 NOT AVAILABLE UNDER SLSS

ST00-5051  
LOADER 5741-SC1-05 OS/VS1 MICROFICHE RELEASE 2.6  
 This manual is equivalent to SJD2-2069-2.  
 Microfiche  
 NOT AVAILABLE UNDER SLSS

ST00-5052  
JESCOMPATINT 5741-SC1-DB OS/VS1 MICROFICHE RELEASE 2.6  
 This manual is equivalent to SJD2-2074-2.  
 Microfiche  
 NOT AVAILABLE UNDER SLSS



ST00

ST00-5053  
HMBLIST 5741-SC1-14 OS/VS1 MICROFICHE RELEASE 2.6  
 This manual is equivalent to SJD2-2076-1.  
 Microfiche  
 NOT AVAILABLE UNDER SLSS

ST00-5054  
IECDMPRS 5741-SC1-I0 OS/VS1 MICROFICHE RELEASE 2.6  
 This manual is equivalent to SJD2-2077-1.  
 Microfiche  
 NOT AVAILABLE UNDER SLSS

ST00-5055  
IECDASDI 5741-SC1-I1 OS/VS1 MICROFICHE RELEASE 2.6  
 This manual is equivalent to SJD2-2078-1.  
 Microfiche  
 NOT AVAILABLE UNDER SLSS

ST00-5056  
IEMDASDR 5741-SC1-U0 OS/VS1 MICROFICHE RELEASE 2.6  
 This manual is equivalent to SJD2-2080-2.  
 Microfiche  
 NOT AVAILABLE UNDER SLSS

ST00-5057  
IEHATLAS 5741-SC1-UF OS/VS1 MICROFICHE RELEASE 3.0  
 This manual is equivalent to SJD2-2082-1.  
 Microfiche  
 NOT AVAILABLE UNDER SLSS

ST00-5058  
CRJE 5741-SC1-0A OS/VS1 MICROFICHE RELEASE 3.0  
 This manual is equivalent to SJD2-2084-2.  
 Microfiche  
 NOT AVAILABLE UNDER SLSS

ST00-5059  
IEBCOPY 5741-SC1-U6 OS/VS1 MICROFICHE RELEASE 2.6  
 This manual is equivalent to SJD2-2085-2.  
 Microfiche  
 NOT AVAILABLE UNDER SLSS

ST00-5060  
IEBGENER 5741-SC1-U7 OS/VS1 MICROFICHE RELEASE 2.6  
 This manual is equivalent to SJD2-2086-2.  
 Microfiche  
 NOT AVAILABLE UNDER SLSS

ST00-5061  
IEBUPDTE 5741-SC1-U8 OS/VS1 MICROFICHE RELEASE 2.6  
 This manual is equivalent to SJD2-2087-2.  
 Microfiche  
 NOT AVAILABLE UNDER SLSS

ST00-5062  
IEBPTECH 5741-SC1-UA OS/VS1 MICROFICHE RELEASE 2.6  
 This manual is equivalent to SJD2-2088-2.  
 Microfiche  
 NOT AVAILABLE UNDER SLSS

ST00-5063  
IEBCOMPR 5741-SC1-UK OS/VS1 MICROFICHE RELEASE 2.6  
 This manual is equivalent to SJD2-2089-2.  
 Microfiche  
 NOT AVAILABLE UNDER SLSS

ST00-5064  
IEBISAM 5741-SC1-UH OS/VS1 MICROFICHE RELEASE 2.6  
 This manual is equivalent to SJD2-2090-2.  
 Microfiche  
 NOT AVAILABLE UNDER SLSS

ST00-5065  
IEBDG 5741-SC1-UJ OS/VS1 MICROFICHE RELEASE 2.6  
 This manual is equivalent to SJD2-2091-2.  
 Microfiche  
 NOT AVAILABLE UNDER SLSS

ST00-5066  
IEHMOVE 5741-SC1-UC OS/VS1 MICROFICHE RELEASE 2.6  
 This manual is equivalent to SJD2-2092-2.  
 Microfiche  
 NOT AVAILABLE UNDER SLSS

ST00-5067  
SMF 5741-SC1-02 OS/VS1 MICROFICHE RELEASE 2.6  
 This manual is equivalent to SJD2-2094-1  
 Microfiche  
 NOT AVAILABLE UNDER SLSS

ST00

ST00-5068  
IEHPRGM 5741-SC1-U3 OS/VS1 MICROFICHE RELEASE 2.6  
 This manual is equivalent to SJD2-2096-2.  
 Microfiche  
 NOT AVAILABLE UNDER SLSS

ST00-5069  
IEHINITT 5741-SC1-UD OS/VS1 MICROFICHE RELEASE 2.6  
 This manual is equivalent to SJD2-2097-2.  
 Microfiche  
 NOT AVAILABLE UNDER SLSS

ST00-5070  
IEHSTATR 5741-SC1-UE OS/VS1 MICROFICHE RELEASE 2.6  
 This manual is equivalent to SJD2-2098-1.  
 Microfiche  
 NOT AVAILABLE UNDER SLSS

ST00-5072  
TAPE ERP/VES 5741-SC1-CC OS/VS1 MICROFICHE RELEASE 2.6  
 This manual is equivalent to SJD2-2101-2.  
 Microfiche  
 NOT AVAILABLE UNDER SLSS

ST00-5073  
RES 5741-SC1-BB OS/VS1 MICROFICHE RELEASE 2.6  
 This manual is equivalent to SJD2-2105-1.  
 Microfiche  
 NOT AVAILABLE UNDER SLSS

ST00-5074  
HMDPRDMP EDIT 5741-SC1-18 OS/VS1 MICROFICHE RELEASE 2.0 & 2.6  
 This manual is equivalent to SJD2-2106-0.  
 Microfiche  
 NOT AVAILABLE UNDER SLSS

ST00-5075  
RES ACCT. FACILITY 5741-SC1-BC OS/VS1 MICROFICHE RELEASE 2.6  
 This manual is equivalent to SJD2-2107-0.  
 Microfiche  
 NOT AVAILABLE UNDER SLSS

ST00-5076  
3505/3525 RDR/PCH - 5741-SC1-DD OS/VS1 MICROFICHE RELEASE 2.6  
 This manual is equivalent to SJD2-2108-1.  
 Microfiche  
 NOT AVAILABLE UNDER SLSS

ST00-5077  
EX F/P SIMULATOR 5741-SC1-CP OS/VS1 MICROFICHE RELEASE 2.0 & 2.6  
 This manual is equivalent to SJD2-2110-0.  
 Microfiche  
 NOT AVAILABLE UNDER SLSS

ST00-5078  
NIP 5741-SC1-C8 OS/VS1 MICROFICHE RELEASE 2.6  
 This manual is equivalent to SJD2-2111-1.  
 Microfiche  
 NOT AVAILABLE UNDER SLSS

ST00-5080  
IDCAMS 5741-SC1-DK OS/VS1 MICROFICHE RELEASE 2.6  
 This manual is equivalent to SJD2-2114-0.  
 Microfiche  
 NOT AVAILABLE UNDER SLSS

ST00-5081  
STATUS 5741-SC1-DL OS/VS1 MICROFICHE RELEASE 2.6  
 This manual is equivalent to SJD2-2117-0.  
 Microfiche  
 NOT AVAILABLE UNDER SLSS

ST00-5082  
VSAM 5741-SC1-DE MICROFICHE OS/VS1 RELEASE 2.6  
 This manual is equivalent to SJD2-2118-0.  
 Microfiche  
 NOT AVAILABLE UNDER SLSS

ST00-5100  
IOS 5741-SC1-C3 OS/VS1 MICROFICHE RELEASE 3.0  
 This manual is equivalent to SJD2-2001-3.  
 Microfiche  
 NOT AVAILABLE UNDER SLSS

ST00-5101  
SUPERVISOR 5741-SC1-C5 OS/VS1 MICROFICHE RELEASE 3.0  
 This manual is equivalent to SJD2-2002-3.  
 Microfiche  
 NOT AVAILABLE UNDER SLSS

ST00

ST00

ST00-5102

MAPPING MACROS 5741-SC1-01 OS/VS1 MICROFICHE RELEASE 3.0  
 This manual is equivalent to SJD2-2003-1.  
 Microfiche  
 NOT AVAILABLE UNDER SLSS

ST00-5103

INDEX OS/VS1 MICROFICHE RELEASE 3.0  
 This manual is equivalent to SJD2-2004-2.  
 Microfiche  
 NOT AVAILABLE UNDER SLSS

ST00-5104

SCHEDULER - SMF 5741-SC1-00 OS/VS1 MICROFICHE RELEASE 3.0  
 This manual is equivalent to SJD2-2009-3.  
 Microfiche  
 NOT AVAILABLE UNDER SLSS

ST00-5105

UNIT/RCD/ERP 5741-SC1-CB OS/VS1 MICROFICHE RELEASE 3.0  
 This manual is equivalent to SJD2-2010-3.  
 Microfiche  
 NOT AVAILABLE UNDER SLSS

ST00-5106

JEC5 5741-SC1-B0 OS/VS1 MICROFICHE RELEASE 3.0  
 This manual is equivalent to SJD2-2014-3.  
 Microfiche  
 NOT AVAILABLE UNDER SLSS

ST00-5107

I/P STREAM CTL 5741-SC1-B1 OS/VS1 MICROFICHE RELEASE 3.0  
 This manual is equivalent to SJD2-2015-3.  
 Microfiche  
 NOT AVAILABLE UNDER SLSS

ST00-5108

O/P STREAM CTL 5741-SC1-B2 OS/VS1 MICROFICHE RELEASE 3.0  
 This manual is equivalent to SJD2-2016-3.  
 Microfiche  
 NOT AVAILABLE UNDER SLSS

ST00-5109

SYSTEM RESTART 5741-SC1-B3 OS/VS1 MICROFICHE RELEASE 3.0  
 This manual is equivalent to SJD2-2017-3.  
 Microfiche  
 NOT AVAILABLE UNDER SLSS

ST00-5110

ALLOCATION 5741-SC1-B4 OS/VS1 MICROFICHE RELEASE 3.0  
 This manual is equivalent to SJD2-2018-3.  
 Microfiche  
 NOT AVAILABLE UNDER SLSS

ST00-5111

SWADS MANAGER 5741-SC1-B5 OS/VS1 MICROFICHE RELEASE 3.0  
 This manual is equivalent to SJD2-2019-3.  
 Microfiche  
 NOT AVAILABLE UNDER SLSS

ST00-5112

INITIATOR 5741-SC1-B6 OS/VS1 MICROFICHE RELEASE 3.0  
 This manual is equivalent to SJD2-2020-3.  
 Microfiche  
 NOT AVAILABLE UNDER SLSS

ST00-5113

TERMINATION 5741-SC1-B7 OS/VS1 MICROFICHE RELEASE 3.0  
 This manual is equivalent to SJD2-2021-3.  
 Microfiche  
 NOT AVAILABLE UNDER SLSS

ST00-5114

COMMANDS 5741-SC1-B8 OS/VS1 MICROFICHE RELEASE 3.0  
 This manual is equivalent to SJD2-2022-3.  
 Microfiche  
 NOT AVAILABLE UNDER SLSS

ST00-5115

INTERPRETER 5741-SC1-B9 OS/VS1 MICROFICHE RELEASE 3.0  
 This manual is equivalent to SJD2-2023-3.  
 Microfiche  
 NOT AVAILABLE UNDER SLSS

ST00-5116

RESTART RDR/DSDR PROCESSING 5741-SC1-BD OS/VS1 MICROFICHE RELEASE 3.0  
 This manual is equivalent to SJD2-2024-3.  
 Microfiche  
 NOT AVAILABLE UNDER SLSS

ST00-5117

SYSTEM LOG 5741-SC1-BE OS/VS1 MICROFICHE RELEASE 3.0  
 This manual is equivalent to SJD2-2025-3.  
 Microfiche  
 NOT AVAILABLE UNDER SLSS

ST00-5118

WTP 5741-SC1-BF OS/VS1 MICROFICHE RELEASE 3.0  
 This manual is equivalent to SJD2-2026-2.  
 Microfiche  
 NOT AVAILABLE UNDER SLSS

ST00-5119

DIDOC5 5741-SC1-C4 OS/VS1 MICROFICHE RELEASE 2.6  
 This manual is equivalent to SJD2-2030-3.  
 Microfiche  
 NOT AVAILABLE UNDER SLSS

ST00-5120

GAM 5741-SC1-G0 OS/VS1 MICROFICHE RELEASE 3.0  
 This manual is equivalent to SJD2-2031-3.  
 Microfiche  
 NOT AVAILABLE UNDER SLSS

ST00-5121

GSP 5741-SC1-07 OS/VS1 MICROFICHE RELEASE 3.0  
 This manual is equivalent to SJD2-2032-3.  
 Microfiche  
 NOT AVAILABLE UNDER SLSS

ST00-5122

RMS 5741-SC1-CE OS/VS1 MICROFICHE RELEASE 3.0  
 This manual is equivalent to SJD2-2033-3.  
 Microfiche  
 NOT AVAILABLE UNDER SLSS

ST00-5123

SYSTEM ASSEMBLER 5741-SC1-03 OS/VS1 MICROFICHE RELEASE 3.0  
 This manual is equivalent to SJD2-2034-3.  
 Microfiche  
 NOT AVAILABLE UNDER SLSS

ST00-5124

ORB/REP/RDE 5741-SC1-CD OS/VS1 MICROFICHE RELEASE 3.0  
 This manual is equivalent to SJD2-2038-3.  
 Microfiche  
 NOT AVAILABLE UNDER SLSS

ST00-5125

GTF 5741-SC1-11 OS/VS1 MICROFICHE RELEASE 3.0  
 This manual is equivalent to SJD2-2041-3.  
 Microfiche  
 NOT AVAILABLE UNDER SLSS

ST00-5126

HMASPZAP 5741-SC1-12 OS/VS1 MICROFICHE RELEASE 3.0  
 This manual is equivalent to SJD2-2042-3.  
 Microfiche  
 NOT AVAILABLE UNDER SLSS

ST00-5127

HMDPRDMP 5741-SC1-13 OS/VS1 MICROFICHE RELEASE 3.0  
 This manual is equivalent to SJD2-2043-3.  
 Microfiche  
 NOT AVAILABLE UNDER SLSS

ST00-5128

OLTEP 5741-SC1-06 OS/VS1 MICROFICHE RELEASE 3.0  
 This manual is equivalent to SJD2-2046-3.  
 Microfiche  
 NOT AVAILABLE UNDER SLSS

ST00-5129

IEHLIST 5741-SC1-U2 OS/VS1 MICROFICHE RELEASE 3.0  
 This manual is equivalent to SJD2-2048-3.  
 Microfiche  
 NOT AVAILABLE UNDER SLSS

ST00-5130

BTAM 5741-SC1-20 OS/VS1 MICROFICHE RELEASE 3.0  
 This manual is equivalent to SJD2-2049-3.  
 Microfiche  
 NOT AVAILABLE UNDER SLSS

ST00-5131

OCR 5741-SC1-D5 OS/VS1 MICROFICHE RELEASE 3.0  
 This manual is equivalent to SJD2-2051-2.  
 Microfiche  
 NOT AVAILABLE UNDER SLSS

ST00

ST00

ST00-5132  
CHK/RSTRT 5741-SC1-09 OS/VS1 MICROFICHE RELEASE 3.0  
 This manual is equivalent to SJD2-2054-3.  
 Microfiche  
 NOT AVAILABLE UNDER SLSS

ST00-5147  
HMBLIST 5741-SC1-14 OS/VS1 MICROFICHE RELEASE 3.0  
 This manual is equivalent to SJD2-2076-2.  
 Microfiche  
 NOT AVAILABLE UNDER SLSS

ST00-5133  
FETCH 5741-SC1-C7 OS/VS1 MICROFICHE RELEASE 3.0  
 This manual is equivalent to SJD2-2055-3.  
 Microfiche  
 NOT AVAILABLE UNDER SLSS

ST00-5148  
IBC DMPRS 5741-SC1-I0 OS/VS1 MICROFICHE RELEASE 3.0  
 This manual is equivalent to SJD2-2077-2.  
 Microfiche  
 NOT AVAILABLE UNDER SLSS

ST00-5134  
OVERLAY SUPERVISOR 5741-SC1-C2 OS/VS1 MICROFICHE RELEASE 3.0  
 This manual is equivalent to SJD2-2056-3.  
 Microfiche  
 NOT AVAILABLE UNDER SLSS

ST00-5149  
IBCDASDI 5741-SC1-I1 OS/VS1 MICROFICHE RELEASE 3.0  
 This manual is equivalent to SJD2-2078-2.  
 Microfiche  
 NOT AVAILABLE UNDER SLSS

ST00-5135  
SAM 5741-SC1-D0 OS/VS1 MICROFICHE RELEASE 3.0  
 This manual is equivalent to SJD2-2057-3.  
 Microfiche  
 NOT AVAILABLE UNDER SLSS

ST00-5150  
IEMDASDR 5741-SC1-U0 OS/VS1 MICROFICHE RELEASE 3.0  
 This manual is equivalent to SJD2-2080-3.  
 Microfiche  
 NOT AVAILABLE UNDER SLSS

ST00-5136  
OPEN/CLOSE/EOV 5741-SC1-D1 OS/VS1 MICROFICHE RELEASE 3.0  
 This manual is equivalent to SJD2-2058-3.  
 Microfiche  
 NOT AVAILABLE UNDER SLSS

ST00-5151  
IEHATLAS 5741-SC1-UF OS/VS1 MICROFICHE RELEASE 3.0  
 This manual is equivalent to SJD2-2082-2.  
 Microfiche  
 NOT AVAILABLE UNDER SLSS

ST00-5137  
PAM 5741-SC1-D2 OS/VS1 MICROFICHE RELEASE 3.0  
 This manual is equivalent to SJD2-2059-3.  
 Microfiche  
 NOT AVAILABLE UNDER SLSS

ST00-5152  
CRJE 5741-SC1-0A OS/VS1 MICROFICHE RELEASE 3.0  
 This manual is equivalent to SJD2-2084-3.  
 Microfiche  
 NOT AVAILABLE UNDER SLSS

ST00-5138  
DADSM 5741-SC1-D4 OS/VS1 MICROFICHE RELEASE 3.0  
 This manual is equivalent to SJD2-2060-3.  
 Microfiche  
 NOT AVAILABLE UNDER SLSS

ST00-5153  
IEBCOPY 5741-SC1-U6 OS/VS1 MICROFICHE RELEASE 3.0  
 This manual is equivalent to SJD2-2085-3.  
 Microfiche  
 NOT AVAILABLE UNDER SLSS

ST00-5139  
MICR 5741-SC1-D6 OS/VS1 MICROFICHE RELEASE 3.0  
 This manual is equivalent to SJD2-2061-3.  
 Microfiche  
 NOT AVAILABLE UNDER SLSS

ST00-5154  
IEBGENER 5741-SC1-U7 OS/VS1 MICROFICHE RELEASE 3.0  
 This manual is equivalent to SJD2-2086-3.  
 Microfiche  
 NOT AVAILABLE UNDER SLSS

ST00-5140  
DAM 5741-SC1-D7 OS/VS1 MICROFICHE RELEASE 3.0  
 This manual is equivalent to SJD2-2062-3.  
 Microfiche  
 NOT AVAILABLE UNDER SLSS

ST00-5155  
IEBUPDTE 5741-SC1-U8 OS/VS1 MICROFICHE RELEASE 3.0  
 This manual is equivalent to SJD2-2087-3.  
 Microfiche  
 NOT AVAILABLE UNDER SLSS

ST00-5141  
ISAM 5741-SC1-D8 OS/VS1 MICROFICHE RELEASE 3.0  
 This manual is equivalent to SJD2-2063-3.  
 Microfiche  
 NOT AVAILABLE UNDER SLSS

ST00-5156  
IEBPTCH 5741-SC1-UA OS/VS1 MICROFICHE RELEASE 3.0  
 This manual is equivalent to SJD2-2088-3.  
 Microfiche  
 NOT AVAILABLE UNDER SLSS

ST00-5142  
JAM 5741-SC1-D9 OS/VS1 MICROFICHE RELEASE 3.0  
 This manual is equivalent to SJD2-2064-3.  
 Microfiche  
 NOT AVAILABLE UNDER SLSS

ST00-5157  
IEBCOMPR 5741-SC1-UK OS/VS1 MICROFICHE RELEASE 3.0  
 This manual is equivalent to SJD2-2089-3.  
 Microfiche  
 NOT AVAILABLE UNDER SLSS

ST00-5143  
DASD-ERP - 5741-SC1-CA OS/VS1 MICROFICHE RELEASE 3.0  
 This manual is equivalent to SJD2-2067-2.  
 Microfiche  
 NOT AVAILABLE UNDER SLSS

ST00-5158  
IERISAM 5741-SC1-UH OS/VS1 MICROFICHE RELEASE 3.0  
 This manual is equivalent to SJD2-2090-3.  
 Microfiche  
 NOT AVAILABLE UNDER SLSS

ST00-5144  
LINKAGE EDITOR 5741-SC1-04 OS/VS1 MICROFICHE RELEASE 3.0  
 This manual is equivalent to SJD2-2068-3.  
 Microfiche  
 NOT AVAILABLE UNDER SLSS

ST00-5159  
IEBDG 5741-SC1-UJ OS/VS1 MICROFICHE RELEASE 3.0  
 This manual is equivalent to SJD2-2091-3.  
 Microfiche  
 NOT AVAILABLE UNDER SLSS

ST00-5145  
LOADER 5741-SC1-05 OS/VS1 MICROFICHE RELEASE 3.0  
 This manual is equivalent to SJD2-2069-3.  
 Microfiche  
 NOT AVAILABLE UNDER SLSS

ST00-5160  
IEHMOVE 5741-SC1-UC OS/VS1 MICROFICHE RELEASE  
 This manual is equivalent to SJD2-2092-3.  
 Microfiche  
 NOT AVAILABLE UNDER SLSS

ST00-5146  
JESCOMPATINT 5741-SC1-DB OS/VS1 MICROFICHE RELEASE 3.0  
 This manual is equivalent to SJD2-2074-3.  
 Microfiche  
 NOT AVAILABLE UNDER SLSS

ST00-5161  
IEHPRGM 5741-SC1-U3 OS/VS1 MICROFICHE RELEASE 3.6  
 This manual is equivalent to SJD2-2096-3.  
 Microfiche  
 NOT AVAILABLE UNDER SLSS

ST00

ST00

ST00-5162

IEHINITT 5741-SC1-UD OS/VS1 MICROFICHE RELEASE 3.0  
This manual is equivalent to SJD2-2097-3.  
Microfiche  
NOT AVAILABLE UNDER SLSS

ST00-5163

IEHSTATR 5741-SC1-UE OS/VS1 MICROFICHE RELEASE 3.0  
This manual is equivalent to SJD2-2098-2.  
Microfiche  
NOT AVAILABLE UNDER SLSS

ST00-5164

CATALOG 5741-SC1-D3 OS/VS1 MICROFICHE RELEASE 3.0  
This manual is equivalent to SJD2-2099-3.  
Microfiche  
NOT AVAILABLE UNDER SLSS

ST00-5165

PASSWORD PROTECT 5741-SC1-DC OS/VS1 MICROFICHE RELEASE 2.6 & 3.0  
This manual is equivalent to SJD2-2100-1.  
Microfiche  
NOT AVAILABLE UNDER SLSS

ST00-5166

TAPE ERP/VES 5741-SC1-CC OS/VS1 MICROFICHE RELEASE 3.0  
This manual is equivalent to SJD2-2101-3.  
Microfiche  
NOT AVAILABLE UNDER SLSS

ST00-5167

IEBEDIT 5741-SC1-U9 OS/VS1 MICROFICHE RELEASE 2.6 & 3.0  
This manual is equivalent to SJD2-2102-0.  
Microfiche  
NOT AVAILABLE UNDER SLSS

ST00-5168

RES 5741-SC1-BB OS/VS1 MICROFICHE RELEASE 3.0  
This manual is equivalent to SJD2-2105-2.  
Microfiche  
NOT AVAILABLE UNDER SLSS

ST00-5169

HMDPRDMP EDIT 5741-SC1-18 OS/VS1 MICROFICHE RELEASE 3.0  
This manual is equivalent to SJD2-2106-2.  
Microfiche  
NOT AVAILABLE UNDER SLSS

ST00-5170

RES ACCT. FACILITY 5741-SC1-BC OS/VS1 MICROFICHE RELEASE 3.0  
This manual is equivalent to SJD2-2107-1.  
Microfiche  
NOT AVAILABLE UNDER SLSS

ST00-5171

3505/3525 RDR/PCH 5741-SC1-DD OS/VS1 MICROFICHE RELEASE 3.0  
This manual is equivalent to SJD2-2108-2.  
Microfiche  
NOT AVAILABLE UNDER SLSS

ST00-5172

NIP 5741-SC1-C8 OS/VS1 MICROFICHE RELEASE 3.0  
This manual is equivalent to SJD2-2111-2.  
Microfiche  
NOT AVAILABLE UNDER SLSS

ST00-5173

IDCAMS 5741-SC1-DK OS/VS1 MICROFICHE RELEASE 3.0  
This manual is equivalent to SJD2-2114-1.  
Microfiche  
NOT AVAILABLE UNDER SLSS

ST00-5174

3890 - DOC PROC 5741-SC1-DF OS/VS1 MICROFICHE RELEASE 3.0  
This manual is equivalent to SJD2-2115-0.  
Microfiche  
NOT AVAILABLE UNDER SLSS

ST00-5175

3886 OCR 5741-SC1-DL OS/VS1 MICROFICHE RELEASE 3.0  
This manual is equivalent to SJD2-2116-0.  
Microfiche  
NOT AVAILABLE UNDER SLSS

ST00-5176

STATUS 5741-SC1-DL MICROFICHE OS/VS1 RELEASE 3.0  
This manual is equivalent to SJD2-2117-1.  
Microfiche  
NOT AVAILABLE UNDER SLSS

ST00-5177

VSAM 5741-SC1-DE MICROFICHE OS/VS1 RELEASE 3.0  
This manual is equivalent to SJD2-2118-1.  
Microfiche  
NOT AVAILABLE UNDER SLSS

ST00-5178

DSS 5741-SC1-10 MICROFICHE OS/VS1 RELEASE 3.0  
This manual is equivalent to SJD2-2119-1.  
Microfiche  
NOT AVAILABLE UNDER SLSS

ST00-5179

POWER WARNING ICR 5741-SC1-0E MICROFICHE OS/VS1 RELEASE 3.0  
This manual is equivalent to SJD2-2121-0.  
Microfiche  
NOT AVAILABLE UNDER SLSS

ST00-5180

ISSP 5741-SC1-BK MICROFICHE OS/VS1 RELEASE 3.0  
This manual is equivalent to SJD2-2122-0.  
Microfiche  
NOT AVAILABLE UNDER SLSS

ST00-5181

TCAM 5 5741-SC1-21 MICROFICHE OS/VS1 RELEASE 3.0  
This manual is equivalent to SJD2-2124-0.  
Microfiche  
NOT AVAILABLE UNDER SLSS

ST00-5182

(IMCOSJOD) 5741-SC1-19 MICROFICHE OS/VS1 RELEASE 3.0  
This manual is equivalent to SJD2-2129-0.  
Microfiche  
NOT AVAILABLE UNDER SLSS

ST00-5184

JOB LIST MGR 5741-SC1-BJ MICROFICHE OS/VS1 RELEASE 3.0  
This manual is equivalent to SJD2-2140-0.  
Microfiche  
NOT AVAILABLE UNDER SLSS

ST00-5200

IPL COMPONENT 5741-SC1-C1 OS/VS1 RELEASE 3.1  
This manual is equivalent to SJD2-2000-03.  
Microfiche  
NOT AVAILABLE UNDER SLSS

ST00-5201

IOS COMPONENT NO. 5741-SC1-C3 OS/VS1 RELEASE 3.1  
This manual is equivalent to SJD2-2001-04.  
Microfiche  
NOT AVAILABLE UNDER SLSS

ST00-5202

SUPERVISOR COMPONENT NO. 5741-SC1-C5 OS/VS1 RELEASE 3.1  
This manual is equivalent to SJD2-2002-04.  
Microfiche  
NOT AVAILABLE UNDER SLSS

ST00-5203

MAPPING MACROS COMPONENT NO. 5741-SC1-01 OS/VS1 RELEASE 3.1  
This manual is equivalent to SJD2-2003-03.  
Microfiche  
NOT AVAILABLE UNDER SLSS

ST00-5204

SCHEDULER SMF COMPONENT NO. 5741-SC1-00 OS/VS1 RELEASE 3.1  
This manual is equivalent to SJD2-2009-04.  
Microfiche  
NOT AVAILABLE UNDER SLSS

ST00-5205

JCS COMPONENT NO. 5741-SC1-B0 OS/VS1 RELEASE 3.1  
This manual is equivalent to SJD2-2014-04.  
Microfiche  
NOT AVAILABLE UNDER SLSS

ST00-5206

INPUT STREAM CTL COMPONENT NO. 5741-SC1-B1 OS/VS1 RELEASE 3.1  
This manual is equivalent to SJD2-2015-04.  
Microfiche  
NOT AVAILABLE UNDER SLSS

ST00-5207

OUTPUT STREAM CTL COMPONENT NO. 5741-SC1-B2 OS/VS1 RELEASE 3.1  
This manual is equivalent to SJD2-2016-02.  
Microfiche  
NOT AVAILABLE UNDER SLSS

ST00

ST00-5208  
SYSTEM RESTART COMPONENT NO. 5741-SC1-B3 OS/VS1 RELEASE 3.1  
 This manual is equivalent to SJD2-2017-04.  
 Microfiche  
 NOT AVAILABLE UNDER SLSS

ST00-5209  
ALLOCATION COMPONENT NO. 5741-SC1-B4 OS/VS1 RELEASE 3.1  
 This manual is equivalent to SJD2-2018-04.  
 Microfiche  
 NOT AVAILABLE UNDER SLSS

ST00-5210  
QUEUE MGR. SWADS COMPONENT NO. 5741-SC1-B5 OS/VS1 RELEASE 3.1  
 This manual is equivalent to SJD2-2019-04.  
 Microfiche  
 NOT AVAILABLE UNDER SLSS

ST00-5211  
INITIATOR COMPONENT NO. 5741-SC1-B6 OS/VS1 RELEASE 3.1  
 This manual is equivalent to SJD2-2020-04.  
 Microfiche  
 NOT AVAILABLE UNDER SLSS

ST00-5212  
TERMINATION COMPONENT NO. 5741-SC1-B7 OS/VS1 RELEASE 3.1  
 This manual is equivalent to SJD2-2021-04.  
 Microfiche  
 NOT AVAILABLE UNDER SLSS

ST00-5213  
COMMANDS COMPONENT NO. 5741-SC1-B8 OS/VS1 RELEASE 3.1  
 This manual is equivalent to SJD2-2022-04.  
 Microfiche  
 NOT AVAILABLE UNDER SLSS

ST00-5214  
INTERPRETER COMPONENT NO. 5741-SC1-B9 OS/VS1 RELEASE 3.1  
 This manual is equivalent to SJD2-2023-04.  
 Microfiche  
 NOT AVAILABLE UNDER SLSS

ST00-5215  
RESTART RDR/DASDR PROCESS COMPONENT NO. 5741-SC1-BD OS/VS1 RELEASE 3.1  
 This manual is equivalent to SJD2-2024-04.  
 Microfiche  
 NOT AVAILABLE UNDER SLSS

ST00-5216  
WFP COMPONENT NO. 5741-SC2-BF OS/VS1 RELEASE 3.1  
 This manual is equivalent to SJD2-2026-03.  
 Microfiche  
 NOT AVAILABLE UNDER SLSS

ST00-5217  
MSI COMPONENT NO. 5741-SC1-BG OS/VS1 RELEASE 3.1  
 This manual is equivalent to SJD2-2027-03.  
 Microfiche  
 NOT AVAILABLE UNDER SLSS

ST00-5218  
HMASFPZAP COMPONENT NO. 5741-SC1-12 OS/VS1 RELEASE 3.1  
 This manual is equivalent to SJD2-2042-04.  
 Microfiche  
 NOT AVAILABLE UNDER SLSS

ST00-5219  
OCR COMPONENT NO. 5741-SC1-D5 OS/VS1 RELEASE 3.1  
 This manual is equivalent to SJD2-2051-03.  
 Microfiche  
 NOT AVAILABLE UNDER SLSS

ST00-5220  
IEBTCRIN COMPONENT NO. 5741-SC1-UG OS/VS1 RELEASE 3.1  
 This manual is equivalent to SJD2-2053-02.  
 Microfiche  
 NOT AVAILABLE UNDER SLSS

ST00-5221  
CHK/RSTRT COMPONENT NO. 5741-SC1-09 OS/VS1 RELEASE 3.1  
 This manual is equivalent to SJD2-2054-04.  
 Microfiche  
 NOT AVAILABLE UNDER SLSS

ST00-5222  
FETCH COMPONENT NO. 5741-SC1-C7 OS/VS1 RELEASE 3.1  
 This manual is equivalent to SJD2-2055-04.  
 Microfiche  
 NOT AVAILABLE UNDER SLSS

ST00

ST00-5223  
PAM COMPONENT NO. 5741-SC1-D2 OS/VS1 RELEASE 3.1  
 This manual is equivalent to SJD2-2059-04.  
 Microfiche  
 NOT AVAILABLE UNDER SLSS

ST00-5224  
LINK EDITOR COMPONENT NO. 5741-SC1-04 OS/VS1 RELEASE 3.1  
 This manual is equivalent to SJD2-2068-04.  
 Microfiche  
 NOT AVAILABLE UNDER SLSS

ST00-5225  
IBCDMPRS COMPONENT NO. 5741-SC1-I0 OS/VS1 RELEASE 3.1  
 This manual is equivalent to SJD2-2077-03.  
 Microfiche  
 NOT AVAILABLE UNDER SLSS

ST00-5226  
IBCDASDI COMPONENT NO. 5741-SC1-I1 OS/VS1 RELEASE 3.1  
 This manual is equivalent to SJD2-2078-03.  
 Microfiche  
 NOT AVAILABLE UNDER SLSS

ST00-5229  
IEHSTATR COMPONENT NO. 5741-SC1-UE OS/VS1 RELEASE 3.1  
 This manual is equivalent to SJD2-2098-03.  
 Microfiche  
 NOT AVAILABLE UNDER SLSS

ST00-5230  
PASSWORD PROTECT COMPONENT NO. 5741-SC1-DC OS/VS1 RELEASE 3.1  
 This manual is equivalent to SJD2-2100-02.  
 Microfiche  
 NOT AVAILABLE UNDER SLSS

ST00-5231  
RES COMPONENT NO. 5741-SC1-CC OS/VS1 RELEASE 3.1  
 This manual is equivalent to SJD2-2101-04.  
 Microfiche  
 NOT AVAILABLE UNDER SLSS

ST00-5232  
IEBEDIT COMPONENT NO. 5741-SC1-U9 OS/VS1 RELEASE 3.1  
 This manual is equivalent to SJD2-2102-01.  
 Microfiche  
 NOT AVAILABLE UNDER SLSS

ST00-5233  
RES COMPONENT NO. 5741-SC1-BB OS/VS1 RELEASE 3.1  
 This manual is equivalent to SJD2-2105-03.  
 Microfiche  
 NOT AVAILABLE UNDER SLSS

ST00-5234  
EK F/P SIMULATOR COMPONENT NO. 5741-SC1-CP OS/VS1 RELEASE 3.1  
 This manual is equivalent to SJD2-2110-02.  
 Microfiche  
 NOT AVAILABLE UNDER SLSS

ST00-5235  
NIP COMPONENT NO. 5741-SC1-C8 OS/VS1 RELEASE 3.1  
 This manual is equivalent to SJD2-2111-03.  
 Microfiche  
 NOT AVAILABLE UNDER SLSS

ST00-5236  
VTAM COMPONENT NO. 5741-SC1-23 OS/VS1 RELEASE 3.1  
 This manual is equivalent to SJD2-2113-00.  
 Microfiche  
 NOT AVAILABLE UNDER SLSS

ST00-5237  
IDCAMS COMPONENT NO. 5741-SC1-DK OS/VS1 RELEASE 3.1  
 This manual is equivalent to SJD2-2114-02.  
 Microfiche  
 NOT AVAILABLE UNDER SLSS

ST00-5238  
3890 DOC PROC COMPONENT NO. 5741-SC1-DG OS/VS1 RELEASE 3.1  
 This manual is equivalent to SJD2-2115-01.  
 Microfiche  
 NOT AVAILABLE UNDER SLSS

ST00-5239  
3886 OCR COMPONENT NO. 5741-SC1-DL OS/VS1 RELEASE 3.1  
 This manual is equivalent to SJD2-2116-01.  
 Microfiche  
 NOT AVAILABLE UNDER SLSS

ST00-5240  
VSAM COMPONENT NO. 5741-SC1-DE OS/VS1 RELEASE 3.1  
 This manual is equivalent to SJD2-2118-00.  
 Microfiche  
 NOT AVAILABLE UNDER SLSS

ST00-5241  
HMASMP COMPONENT NO. 5741-SC1-30 OS/VS1 RELEASE 3.1  
 This manual is equivalent to SJD2-2120-01.  
 Microfiche  
 NOT AVAILABLE UNDER SLSS

ST00-5242  
ISSP COMPONENT NO. 5741-SC1-BK OS/VS1 RELEASE 3.1  
 This manual is equivalent to SJD2-2122-01.  
 Microfiche  
 NOT AVAILABLE UNDER SLSS

ST00-5243  
TCAM COMPONENT NO. 5741-SC1-21 OS/VS1 RELEASE 3.1  
 This manual is equivalent to SJD2-2124-01.  
 Microfiche  
 NOT AVAILABLE UNDER SLSS

ST00-5244  
SYS. GEN. COMPONENT NO. 5741-SC1-S1 OS/VS1 RELEASE 3.1  
 This manual is equivalent to SJD2-2128-00.  
 Microfiche  
 NOT AVAILABLE UNDER SLSS

ST00-5245  
IMCOSJQD COMPONENT NO. 5741-SC1-19 OS/VS1 RELEASE 3.1  
 This manual is equivalent to SJD2-2129-01.  
 Microfiche  
 NOT AVAILABLE UNDER SLSS

ST00-5246  
SSS HOST SUPPORT COMPONENT NO. 5741-SC1-SS OS/VS1 RELEASE 3.1  
 This manual is equivalent to SJD2-2133-0.  
 Microfiche  
 NOT AVAILABLE UNDER SLSS

ST00-5247  
JOB LIST MGR. COMPONENT NO. 5741-SC1-BJ OS/VS1 RELEASE 3.1  
 This manual is equivalent to SJD2-2140-01.  
 Microfiche  
 NOT AVAILABLE UNDER SLSS

ST00-5248  
MODULE/MACRO TOTAL SYSTEM INDEX (5741-SC1 COMPONENTS) OS/VS1 RELEASE 3.1  
 This manual is equivalent to SJD2-2004-04.  
 Microfiche  
 NOT AVAILABLE UNDER SLSS

ST00-5249  
SYSTEM LOG. COMPONENT NO. 5741-SC1-BE OS/VS1 RELEASE 3.1  
 This manual is equivalent to SJD2-2025-04.  
 Microfiche  
 NOT AVAILABLE UNDER SLSS

ST00-5250  
SYSTEM STATUS COMPONENT NO. 5741 OS/VS1 RELEASE 3.1  
 This manual is equivalent to SJD2-2117-03.  
 Microfiche  
 NOT AVAILABLE UNDER SLSS

ST00-5275  
ACCESS METHOD SERVICES, LISTINGS - DOS/VS RELEASE 30 COMPONENT NO. 5745-SC-AMS  
 This manual is equivalent to SYC7-1933-01.  
 Microfiche  
 NOT AVAILABLE UNDER SLSS

ST00-5276  
DISK ERP LISTINGS - DOS/VS RELEASE 30 - COMPONENT NO. 5745-SC-DKE  
 This manual is equivalent to SYC7-1938-02.  
 Microfiche  
 NOT AVAILABLE UNDER SLSS

ST00-5277  
DISPLAY OPERATOR CONSOLE LISTINGS - DOS/VS RELEASE 30 - COMPONENT NO. 5745-SC-DOC  
 This manual is equivalent to SYC7-1939-01.  
 Microfiche  
 NOT AVAILABLE UNDER SLSS

ST00-5278  
JOB CONTROL LISTINGS - DOS/VS RELEASE 30 - COMPONENT NO. 5745-SC-JCL  
 This manual is equivalent to SYC7-1948-02.

Microfiche  
 NOT AVAILABLE UNDER SLSS

ST00-5279  
LIBRARIAN LISTINGS - DOS/VS RELEASE 30 - COMPONENT NO. 5745-SC-LBR  
 This manual is equivalent to SYC7-1949-02.  
 Microfiche  
 NOT AVAILABLE UNDER SLSS

ST00-5280  
LINKAGE EDITOR LISTINGS - DOS/VS RELEASE 30 - COMPONENT NO. 5745-SC-LNK  
 This manual is equivalent to SYC7-1950-02.  
 Microfiche  
 NOT AVAILABLE UNDER SLSS

ST00-5281  
P D AIDS LISTINGS - DOS/VS RELEASE 30 - COMPONENT NO. 5745-SC-PDA  
 This manual is equivalent to SYC7-1954-02.  
 Microfiche  
 NOT AVAILABLE UNDER SLSS

ST00-5282  
RMSR LISTINGS - DOS/VS RELEASE 30 - COMPONENT NO. 5745-SC-RMS  
 This manual is equivalent to SYC7-1958-02.  
 Microfiche  
 NOT AVAILABLE UNDER SLSS

ST00-5283  
SYSTEM UTILITY PROGRAM LISTINGS - DOS/VS RELEASE 30 - COMPONENT NO. 5745-SC-UTL  
 This manual is equivalent to SYC7-1962-02.  
 Microfiche  
 NOT AVAILABLE UNDER SLSS

ST00-5284  
VSAM LISTINGS - DOS/VS RELEASE 30 - COMPONENT NO. 5745-SC-VSM  
 This manual is equivalent to SYC7-1963-02.  
 Microfiche  
 NOT AVAILABLE UNDER SLSS

ST00-5285  
DOS DISTRIBUTION PROGRAM LISTINGS - DOS/VS RELEASE 30 - COMPONENT NO. 5745-SC-DIS  
 This manual is equivalent to SYC7-1964-02  
 Microfiche  
 NOT AVAILABLE UNDER SLSS

ST00-5286  
MICROFICHE INDEX LISTINGS - DOS/VS RELEASE 30 - COMPONENT NO. 5745  
 This manual is equivalent to SYC7-1965-03.  
 Microfiche  
 NOT AVAILABLE UNDER SLSS

ST00-5287  
VTAM LISTINGS - DOS/VS RELEASE 30 - COMPONENT NO. 5745-SC-VTM  
 This manual is equivalent to SYC7-1968-00.  
 Microfiche  
 NOT AVAILABLE UNDER SLSS

ST00-5288  
TOLTEP LISTINGS - DOS/VS RELEASE 30 - COMPONENT NO. 5745-SC-TLT  
 This manual is equivalent to SYC7-1969-00.  
 Microfiche  
 NOT AVAILABLE UNDER SLSS

ST00-5289  
SUBSYSTEM SUPPORT SERVICES LISTINGS - DOS/VS RELEASE 30 - COMPONENT NO. 5745-SC-SSS  
 This manual is equivalent to SYC7-1970-01.  
 Microfiche  
 NOT AVAILABLE UNDER SLSS

ST00-5290  
3600 FINANCE COMM. SYSTEM LISTINGS - DOS/VS RELEASE 30 - COMPONENT NO. 5745-SC-124  
 This manual is equivalent to SYC7-1971-00.  
 Microfiche  
 NOT AVAILABLE UNDER SLSS

ST00-5291  
POWER/VS LISTINGS - DOS/VS RELEASE 30 - COMPONENT NO. 5745-SC-PWR  
 This manual is equivalent to SYC7-1976-01.  
 Microfiche  
 NOT AVAILABLE UNDER SLSS

GT21-5097  
OS AND OS/VS PROGRAMMING SUPPORT FOR IBM 3505 CARD READER AND 3525 CARD PUNCH OS/VS1 RELEASE 2.0, 2.6, 3.0, 3.1 OS/VS2 RELEASE 1.0, 1.6, 1.7, 2.0  
 This manual is equivalent to GC21-5097-00.  
 Manual  
 SLSS - ORDER NO. SUBSCRIPTION ONLY

GT24-5090  
OS/VS1 PLANNING AND USE GUIDE - PROGRAM NUMBER 5741  
 This manual is equivalent to GC24-5090-00 and is for use with OS/VS1 Release 1.  
 Manual, 240 pages  
 SLSS - ORDER NO. SUBSCRIPTION ONLY

GT24-5091  
OS/VS PROGRAMMER'S REFERENCE DIGEST OS/VS2 RELEASE 1.0, 1.6 AND OS/VS1 RELEASE 2.0, 2.6  
 Back issue of GC24-5091-2.  
 Reference Digest  
 SLSS - ORDER NO. SUBSCRIPTION ONLY

GT24-5093  
OS/VS1 DEBUGGING GUIDE  
 This manual is equivalent to GC24-5093-00 and is for use with OS/VS1 Release 1.  
 Manual, 168 pages  
 SLSS - ORDER NO. SUBSCRIPTION ONLY

GT24-5094  
OS/VS1 STORAGE ESTIMATES  
 This manual is equivalent to GC24-5094-00 and is for use with OS/VS1 Release 1.  
 Manual, 168 pages  
 SLSS - ORDER NO. SUBSCRIPTION ONLY

GT24-5095  
DOS TO OS/VS1 IMPLEMENTATION GUIDE  
 This manual is equivalent to GC24-5095-00 and is for use with OS/VS1 Release 1.  
 Manual, 309 pages  
 SLSS - ORDER NO. SUBSCRIPTION ONLY

GT24-5099  
OS/VS1 JCL REFERENCE COMPONENT NO. 5741-SC1-DK OS/VS1 RELEASE 3.0,3.1  
 This manual is equivalent to GC24-5099-00.  
 Manual  
 SLSS - ORDER NO. SUBSCRIPTION ONLY

GT24-5100  
OS/VS1 JCL SERVICES COMPONENT NO. 5741-SC1-DK OS/VS1 RELEASE 3.0,3.1  
 This manual is equivalent to GC24-5100-00.  
 Manual  
 SLSS - ORDER NO. SUBSCRIPTION ONLY

GT24-5103  
OS/VS1 SUPERVISOR SERVICES & MICRO INSTRUCTIONS OS/VS1 RELEASE 3.0  
 This manual is equivalent to GC24-5103.  
 Manual  
 SLSS - ORDER NO. SUBSCRIPTION ONLY

GT24-5106  
OS/VS1 3540 PROGRAMMER'S REF. COMPONENT NO. 5741-SC1-DN OS/VS1 RELEASE 1.0,2.0,3.0,3.1  
 This manual is equivalent to GC24-5106-00.  
 Manual  
 SLSS - ORDER NO. SUBSCRIPTION ONLY

GT24-5107  
OS/VS2 3540 PROGRAMMER'S REF. OS/VS2 RELEASE 1.0, 1.6, 1.7, 2.0  
 This manual is equivalent to GC24-5107-00.  
 Manual  
 SLSS - ORDER NO. SUBSCRIPTION ONLY

GT26-3783  
OS/VS DATA MANAGEMENT SERVICE GUIDE OS/VS1 RELEASE 1.0, 2.0, 2.6, OS/VS2 RELEASE 1.0, 1.6  
 This manual is equivalent to GC26-3783-2.  
 Manual  
 //30///5742

GT26-3784  
OS/VS CHECKPOINT/RESTART OS/VS1 RELEASE 2.0, 2.6 OS/VS2 RELEASE 1.0, 1.6  
 This manual is equivalent to GC26-3784-2.  
 Manual  
 //36///5742

GT26-3790  
OS/VS SYSTEM GENERATION INTRODUCTION OS/VS1 RELEASE 1.0, 2.0 & 2.6  
 This manual is equivalent to GC26-3790-1.  
 Manual  
 SLSS - ORDER NO. SUBSCRIPTION ONLY

GT26-3791  
OS/VS1 SYSTEM GENERATION REFERENCE  
 This publication is equivalent to GC26-3791-00 and is for use with OS/VS1 Release 1.  
 Manual, 236 pages  
 SLSS - ORDER NO. SUBSCRIPTION ONLY

GT26-3792  
OS/VS2 SYSTEM GENERATOR REFERENCE  
 This manual is equivalent to GC26-3792-0 and is for use with OS/VS Release 1.0/1.6.  
 Manual  
 SLSS - ORDER NO. SUBSCRIPTION ONLY

GT26-3795  
OS/VS1 TAPE LABELS - RELEASE 1.0, 2.0, 2.6  
 Back issue of GC26-3795-1.  
 Manual  
 //30///5742

GT26-3813  
OS/VS LINKAGE EDITOR AND LOADER OS/VS1 RELEASE 1.0, 2.0, 2.6 OS/VS2 RELEASE 1.6  
 This manual is equivalent to GC26-3813-1.  
 Manual  
 //31///5742

GT26-3818  
OS/VS VSAM PROGRAMMER'S GUIDE OS/VS1 RELEASE 1.6 - OS/VS2 RELEASE 2.6  
 This manual is equivalent to GC26-3818-0.  
 Manual  
 SLSS - ORDER NO. SUBSCRIPTION ONLY

GT26-3819  
OS/VS1 ACCESS METHOD (VSAM) OPTION FOR ADVANCED APPLICATIONS RELEASE 2.0, 2.6  
 Back issue of GC26-3819-0.  
 Manual  
 //30///5742

GT26-3830  
OS/VS2 DATA MANAGEMENT OS/VS2 RELEASE 2.0  
 This manual is equivalent to GC26-3830-0.  
 Manual, 124 pages  
 SLSS - ORDER NO. SUBSCRIPTION ONLY

GT26-3837  
OS/VS1 DATA MANAGEMENT FOR SYSTEM PROGRAMMERS OS/VS1 RELEASE 3.0  
 This manual is equivalent to GC26-3837-0.  
 Manual  
 SLSS - ORDER NO. SUBSCRIPTION ONLY

GT26-3838  
OS/VS VSAM PROGRAMMER'S GUIDE OS/VS2 RELEASE 2.0 OS/VS1 RELEASE 3.0 & 3.1  
 This manual is equivalent to GC26-3838-0.  
 Manual  
 SLSS - ORDER NO. SUBSCRIPTION ONLY

GT27-6979  
OS/VS2 SUPERVISOR SERVICES AND MACRO INSTRUCTIONS OS/VS2 RELEASE 1.6 AND OS/VS1 RELEASE 1.0,2.0,2.6  
 This manual is equivalent to GC27-6972-2.  
 Manual, 36 pages  
 //36///5742

GT27-6980  
OS/VS BTAM  
 This manual is equivalent to GC27-6980-0, GN27-1397-0.  
 Manual  
 SLSS - ORDER NO. SUBSCRIPTION ONLY

GT28-0601  
OS/VS2 RELEASE 1 GUIDE  
 This manual is equivalent to GC28-0601-0 and is for use with OS/VS Release 1.0.  
 Manual  
 SLSS - ORDER NO. SUBSCRIPTION ONLY

GT28-0604  
OS/VS2 STORAGE ESTIMATES OS/VS2 RELEASE 1.0,1.6  
 This manual is equivalent to GC28-0604-0.  
 Manual  
 //34///5742

- GT28-0618  
OS/VS JCL REFERENCES  
OS/VS2 RELEASE 1.0,1.6,1.7 OS/VS1 - 1.0,2.0,2.6  
 This manual is equivalent to GC28-0618-2.  
 Manual  
 //36///5742
- GT28-0631  
OS/VS DATA MANAGEMENT FOR SYSTEM PROGRAMMERS  
OS/VS2 RELEASE 1.6,1.7 OS/VS1 - 1.0,2.0,2.6  
 This manual is equivalent to GC28-0631-2.  
 Manual  
 //30///5742
- GT28-0632  
OS/VS2 DEBUGGING GUIDE  
OS/VS2 RELEASE 1.0,1.6,1.7  
 This manual is equivalent to GC28-0632-1, TNL GN28-2560-0.  
 Manual  
 //37///5742
- GT28-0633  
OS/VS2 SYSTEM PROGRAMMING LIBRARY SERVICE AIDS  
OS/VS2 RELEASE 1.0, 1.6 AND OS/VS1 RELEASE 1.0,2.0,2.6  
 This manual is equivalent to GC28-0633-1, GN28-2540.  
 Manual  
 //37///5742
- GT28-0636  
OS/VS OLTEP  
 This manual is equivalent to GC28-0636-00 and is for use  
 with OS/VS1 Release 1.  
 Manual, 76 pages  
 SLSS - ORDER NO. SUBSCRIPTION ONLY
- GT28-0638  
OS/VS, SYS1.LOGREC ERROR RECORDING  
 This manual is equivalent to GC28-0638-00 and is for use  
 with OS/VS1 Release 1.  
 Manual, 84 pages  
 SLSS - ORDER NO. SUBSCRIPTION ONLY
- GT28-0640  
OS/VS DYNAMIC SUPPORT SYSTEM  
OS/VS2 RELEASE 1.0, 1.6 OS/VS1 RELEASE 2.0, 2.6  
 This manual is equivalent to GC28-0640.  
 Manual  
 //37///5742
- GT28-0644  
OS/VS2 TSO GUIDE OS/VS2 RELEASE 1.0, 1.6  
 This manual is equivalent to GC28-0644-0  
 Manual  
 //39///5742
- GT28-0645  
OS/VS2 TSO TERMINAL USER'S GUIDE  
OS/VS2 RELEASE 1.0,1.6  
 This manual is equivalent to GC28-0645-0.  
 Manual  
 //39///5742
- GT28-0646  
OS/VS2 TSO COMMAND LANGUAGE REFERENCE OS/VS2 RELEASE 1.0,1.6  
 This manual is equivalent to GC28-0646-0, GN28-2537.  
 Manual  
 //39///5742
- GT28-0648  
OS/VS2 TSO GUIDE TO WRITING A TERMINAL MONITOR PROGRAM OR  
A COMMAND PROCESSOR OS/VS2 RELEASE 1.0,1.6  
 This manual is equivalent to GC28-0648-0.  
 Manual  
 //39///5742
- GT28-0666  
OS/VS1 OLTEP - RELEASE 2.0, 2.6  
 Back issue of GC28-0666-0.  
 Manual  
 SLSS - ORDER NO. SUBSCRIPTION ONLY
- GT28-0667  
OS/VS2 PLANNING AND USE GUIDE OS/VS2 RELEASE 1.0, 1.6  
 This manual is equivalent to GC28-0667-0.  
 Manual, 34 pages  
 //34///5742
- GT28-0668  
OS/VS1 SYS1.LOGREC ERROR RECORDING OS/VS1 RELEASE 3.0  
 This manual is equivalent to GC28-0668-0.  
 Manual  
 SLSS - ORDER NO. SUBSCRIPTION ONLY
- GT28-0677  
OS/VS2 SYSTEM PROGRAMMING LIBRARY: SYS. 1 LOGREC ERROR  
RECORDING OS/VS2 RELEASE 2.0  
 This manual is equivalent to GC28-0677-0.  
 Manual, 124 pages  
 SLSS - ORDER NO. SUBSCRIPTION ONLY
- GT28-0681  
OS/VS2 INITIALIZATION & TUNING GUIDE OS/VS2 RELEASE 2.0  
 This manual is equivalent to GC28-0681-0.  
 Manual, 187 pages  
 SLSS - ORDER NO. SUBSCRIPTION ONLY
- GT28-0682  
OS/VS2 JOB MANAGEMENT, SUPERVISOR, & TSO OS/VS2 RELEASE 2.0  
 This manual is equivalent to GC28-0682-0.  
 Manual, 187 pages  
 SLSS - ORDER NO. SUBSCRIPTION ONLY
- GT28-0691  
OS/VS2 TSO ENHANCEMENTS  
OS/VS2 RELEASE 1.6,1.7  
 This manual is equivalent to GC28-0691-0.  
 Manual  
 SLSS - ORDER NO. SUBSCRIPTION ONLY
- GT28-0692  
OS/VS2 JCL OS/VS2 RELEASE 2.0  
 This manual is equivalent to GC28-0692-0.  
 Manual, 187 pages  
 SLSS - ORDER NO. SUBSCRIPTION ONLY
- GT28-6762  
OS/MVT AND OS/VS2 TSO TERMINALS MANUAL  
 This manual is equivalent to GC28-6762-0 and is for use with  
 OS Release 20.1 and 21.  
 Manual, 60 pages  
 NOT AVAILABLE UNDER SLSS
- GT28-6878  
OS/VS1 RES SYSTEM PROGRAMMER'S GUIDE VS1 RELEASE 2.0 AND 2.6  
 This manual is equivalent to GC28-6878-0.  
 Manual, 173 pages  
 SLSS - ORDER NO. SUBSCRIPTION ONLY
- GT28-6879  
OS/VS1 RES WORKSTATION USERS GUIDE, RELEASE 2.0, 2.6  
 Back issue of GC28-6879-0.  
 Manual  
 SLSS - ORDER NO. SUBSCRIPTION ONLY
- GT30-2025  
OS TCAM USER'S GUIDE - PROG. NO. 360S-CQ-548  
OS/VS2 RELEASE 1.0 and OS/VS1 RELEASE 1.0, 2.0  
 This manual is equivalent to GC30-2025-0.  
 Manual, 238 pages  
 SLSS - ORDER NO. SUBSCRIPTION ONLY
- GT33-4010  
OS/VS2, DOS/VS AND VM/370 ASSEMBLER LANGUAGE  
OS/VS2 RELEASE 1.0,1.6,1.7, OS/VS1 - 1.0,2.0,2.6  
DOS/VS - 28,29  
 This manual is equivalent to GC33-4010-1 and  
 TNL GN33-8166-0 GN33-8168-0.  
 Manual  
 //21///5742
- GT33-4021  
OS/VS AND VM/370 ASSEMBLER PROGRAMMER'S GUIDE  
OS/VS2 RELEASE 1.6,1.7 OS/VS1 1.0,2.0,2.6  
 This manual is equivalent to GC33-4021-1.  
 Manual  
 //21///5742
- GT33-4024  
GUIDE TO THE DOS/VS ASSEMBLER - RELEASE 28  
 Back issue of GC33-4024-0.  
 Manual  
 SLSS - ORDER NO. SUBSCRIPTION ONLY
- GT33-5370  
INTRODUCTION TO DOS/VS - RELEASE 28  
 Back issue of GC33-5370-1.  
 Manual  
 SLSS - ORDER NO. SUBSCRIPTION ONLY
- GT33-5371  
DOS/VS SYSTEM MANAGEMENT GUIDE - RELEASE 28  
 Back issue of GC33-5371-1.  
 Manual  
 SLSS - ORDER NO. SUBSCRIPTION ONLY



GT33-5372  
DOS/VS DATA MANAGEMENT GUIDE - RELEASE 28  
 Back issue of GC33-5372-1.  
 Manual  
 SLSS - ORDER NO. SUBSCRIPTION ONLY

GT33-5373  
DOS/VS SUPERVISOR AND I/O MACROS - RELEASE 28  
 Back issue of GC33-5373-1.  
 Manual  
 SLSS - ORDER NO. SUBSCRIPTION ONLY

GT33-5375  
DOS/VS DASD LABELS - RELEASE 28  
 Back issue of GC3305375-0.  
 Manual  
 SLSS - ORDER NO. SUBSCRIPTION ONLY

GT33-5376  
DOS/VS SYSTEM CONTROL STATEMENTS - RELEASE 28  
 Back issue of GC33-5376-0.  
 Manual  
 SLSS - ORDER NO. SUBSCRIPTION ONLY

GT33-5377  
DOS/VS SYSTEM GENERATION - RELEASE 28  
 Back issue of GC33-5377-0.  
 Manual  
 SLSS - ORDER NO. SUBSCRIPTION ONLY

GT33-5378  
DOS/VS OPERATING PROCEDURES - RELEASE 28  
 Back issue of GC33-5378-0.  
 Manual  
 SLSS - ORDER NO. SUBSCRIPTION ONLY

GT33-5379  
DOS/VS MESSAGE - RELEASE 28  
 Back issue of GC33-5379-1.  
 Manual  
 SLSS - ORDER NO. SUBSCRIPTION ONLY

GT33-5380  
DOS/VS SERVICEABILITY AIDS DEBUGGING PROCEDURES  
RELEASE 28  
 Back issue of GC33-5380-0.  
 Manual  
 SLSS - ORDER NO. SUBSCRIPTION ONLY

GT33-5381  
DOS/VS SYSTEM UTILITIES - RELEASE 28  
 Back issue of GC33-5381-0.  
 Manual  
 SLSS - ORDER NO. SUBSCRIPTION ONLY

GT33-5382  
DOS/VS UTILITIES ACCESS METHOD SERVICES - RELEASE 28  
 Back issue of GC33-5382-0.  
 Manual  
 SLSS - ORDER NO. SUBSCRIPTION ONLY

GT33-5388  
MODEL 20 DOS/VS EMULATOR ON SYSTEM/370 - REFERENCE  
RELEASE 28  
 Back issue of GC33-5388-0.  
 Manual  
 SLSS - ORDER NO. SUBSCRIPTION ONLY

GT33-5403  
DOS/VS PLANNING GUIDE TO POWER/VS RELEASE 2.9  
 This manual is equivalent to GC33-5403-0.  
 Manual  
 SLSS - ORDER NO. SUBSCRIPTION ONLY

GT35-0005  
OS/VS UTILITIES - OS/VS1 RELEASE 1.0, 2.0, 2.6  
OS/VS2 RELEASE 1.0, 1.6  
 This manual is equivalent to GC35-0005-1.  
 Manual  
 //32///5742

GT35-0009  
OS/VS ACCESS METHOD SERVICES  
OS/VS2 RELEASE 1.6, 1.7 OS/VS1 - 2.0, 2.6  
 This manual is equivalent to GC35-0009-0.  
 Manual, 20 pages  
 SLSS - ORDER NO. SUBSCRIPTION ONLY

GT38-0110  
OPERATORS LIBRARY: OS/VS1 REFERENCE MANUAL  
 This document is equivalent to GC38-0110-01 and is for use  
 with OS/VS1 Release 1.  
 Manual

SLSS - ORDER NO. SUBSCRIPTION ONLY

GT38-0120  
OPERATORS LIBRARY OS/VS CONSOLE CONFIGURATIONS  
OS/VS1 RELEASE 2.0, 2.6 OS/VS2 RELEASE 1.0, 1.6  
 This manual is equivalent to GC38-0120-2.  
 Manual  
 //40///5742

GT38-0210  
OS/VS2 REFERENCE - OS/VS2 RELEASE 1.0, 1.6  
 This manual is equivalent to GX38-0210-0  
 Manual  
 //40///5742

GT38-0255  
OPERATOR'S LIBRARY: OS/VS1 DISPLAY CONSOLES  
 This manual is equivalent to GC38-0255-00 and is for use  
 with OS/VS1 Release 1.  
 Manual, 80 pages  
 SLSS - ORDER NO. SUBSCRIPTION ONLY

GT38-0260  
OS/VS2 OPERATOR'S GUIDE DISPLAY CONSOLES - OS/VS2 RELEASE  
1.0, 1.6  
 This manual is equivalent to GC38-0260-0, GN27-1431  
 Manual  
 //30///5742

GT38-1001  
OS/VS MESSAGE LIBRARY: VS1 SYSTEM MESSAGES  
 This manual is equivalent to GC38-1001-00 and is for use  
 with OS/VS1 Release 1.  
 Manual, 260 pages  
 SLSS - ORDER NO. SUBSCRIPTION ONLY

GT38-1002  
OS/VS2 MESSAGE LIBRARY: VS2 SYSTEM MESSAGES - OS/VS2  
RELEASE 1.6  
 This manual is equivalent to GC38-1002-1  
 Manual  
 //40///5742

GT38-1003  
OS/VS MESSAGE LIBRARY: SYSTEM CODES  
 This manual is equivalent to GC38-1001-00 and is for use  
 with OS/VS1 Release 1.  
 Manual  
 SLSS - ORDER NO. SUBSCRIPTION ONLY

GT38-1007  
OS/VS MESSAGE LIBRARY: LINKAGE EDITOR AND LOADER MESSAGES  
OS/VS1 RELEASE 2.0, 2.6 OS/VS2 RELEASE 1.0, 1.6  
 This manual is equivalent to GC38-1007-2.  
 Manual  
 //31///5742

GT38-1008  
OS/VS2 MESSAGE LIBRARY: VS2 SYSTEM CODES - OS/VS2 RELEASE  
1.0, 1.6  
 This manual is equivalent to GC38-1008-0, GN28-2558  
 Manual  
 //40///5742

GT38-1010  
OS/VS1 MESSAGE LIBRARY: VS1 RES BTAM AND ACCOUNT MESSAGES  
RELEASE 2.0, 2.6  
 Back issue of GC38-1010.  
 Manual  
 SLSS - ORDER NO. SUBSCRIPTION ONLY

ST63-8041  
OS/VS AND VM/370 ASSEMBLER LOGIC  
OS/VS2 RELEASE 1.0, 1.6, 1.7 OS/VS1 - 1.0, 2.0, 2.6  
 This manual is equivalent to SY33-8041-0, TNLS SN33-8152-0  
 SN33-8158.  
 Logic Manual  
 SLSS - ORDER NO. SUBSCRIPTION ONLY

ST64-5155  
OS/VS1 SUPERVISOR LOGIC  
 This manual is equivalent to SY24-5155-00 and is for use  
 with OS/VS1 Release 1.  
 Manual, 300 pages  
 SLSS - ORDER NO. SUBSCRIPTION ONLY

ST64-5156  
OS/VS I/O SUPERVISOR LOGIC  
 This manual is equivalent to SY24-5156-00 and is for use  
 with OS/VS1 Release 1.  
 Manual, 184 pages  
 SLSS - ORDER NO. SUBSCRIPTION ONLY

ST64-5159

OS/VS CATALOG MANAGEMENT LOGIC

This manual is equivalent to SY24-5159-00 and is for use with OS/VS1 Release 1.

Manual, 36 pages

SLSS - ORDER NO. SUBSCRIPTION ONLY

ST64-5160

OS/VS1 IPL AND NIP LOGIC

This manual is equivalent to SY24-5160-00 and is for use with OS/VS1 Release 1.

Manual, 152 pages

SLSS - ORDER NO. SUBSCRIPTION ONLY

ST64-5161

OS/VS1 JOB MANAGEMENT LOGIC

This manual is equivalent to SY24-5161-00 and is for use with OS/VS1 Release 1.

Manual, 450 pages

SLSS - ORDER NO. SUBSCRIPTION ONLY

ST66-3786

OS/VS ISAM LOGIC OS/VS2 RELEASE 1.0, 1.6OS/VS1 RELEASE 1.0, 2.0, 2.6

This manual is equivalent to SY26-3786-2.

Manual

SLSS - ORDER NO. SUBSCRIPTION ONLY

ST66-3787

OS/VS DADSM LOGIC

This manual is equivalent to SY26-3787-00 and is for use with OS/VS1 Release 1.

Manual

SLSS - ORDER NO. SUBSCRIPTION ONLY

ST66-3788

OS/VS SAM LOGIC - OS/VS2 RELEASE 1.0, 1.6OS/VS1 RELEASE 1.0, 2.0, 2.6

This manual is equivalent to SY26-3788-2.

Manual

SLSS - ORDER NO. SUBSCRIPTION ONLY

ST66-3789

OS/VS BDAM LOGIC - OS/VS2 RELEASE 1.0, 1.6OS/VS1 RELEASE 1.0, 2.0, 2.6

This manual is equivalent to SY26-3789-1.

Manual

SLSS - ORDER NO. SUBSCRIPTION ONLY

ST66-3817

OS/VS2 ACCESS METHOD (VSAM) LOGIC COMPONENT NO. 5741-SC1-DE,5742-SC1-DFOS/VS2 RELEASE 1.6 and OS/VS1 2.6 RELEASE

This manual is equivalent to SY26-3817

Manual

SLSS - ORDER NO. SUBSCRIPTION ONLY

ST66-3820

OS/VS2 CHECKPOINT/RESTART PLM

This manual is equivalent to SY26-3820-0 and is for use with OS/VS2 Release 1.

Manual

SLSS - ORDER NO. SUBSCRIPTION ONLY

ST66-3823

OS/VS2 I/O SUPERVISOR LOGIC

This manual is equivalent to SY26-3823-0 and is for use with OS/VS2 Release 1.0.

Manual

SLSS - ORDER NO. SUBSCRIPTION ONLY

ST66-3826

OS/VS2 CATALOG MANAGEMENT LOGIC OS/VS2 RELEASE 2.0

This manual is equivalent to SY26-3826-0.

Manual, 224 pages

SLSS - ORDER NO. SUBSCRIPTION ONLY

ST66-3828

OS/VS2 DADSM LOGIC OS/VS2 RELEASE 2.0

This manual is equivalent to SY26-3828-0.

Manual, 156 pages

SLSS - ORDER NO. SUBSCRIPTION ONLY

ST66-3832

OS/VS2 SAM LOGIC OS/VS2 RELEASE 2.0

This manual is equivalent to SY26-3832-0.

Manual, 224 pages

SLSS - ORDER NO. SUBSCRIPTION ONLY

ST66-3837

OS/VS1 DADSM LOGIC COMPONENT NO. 5741-SC1-D4 OS/VS1 RELEASE3.0, 3.1

This manual is equivalent to SY26-3837-0.

Manual

SLSS - ORDER NO. SUBSCRIPTION ONLY

ST66-3839

OS/VS1 OPEN/CLOSE/EOV LOGIC OS/VS1 RELEASE 3.0

This manual is equivalent to SY26-3839-0.

Manual

SLSS - ORDER NO. SUBSCRIPTION ONLY

ST66-3840

OS/VS1 SAM LOGIC COMPONENT NO. 5741-SC1-D0OS/VS1 RELEASE 3.0, 3.1

This manual is equivalent to SY26-3840-0.

Manual

SLSS - ORDER NO. SUBSCRIPTION ONLY

ST66-3841

OS/VS1 VSAM LOGIC COMPONENT NO. 5741-SC1-DE OS/VS1 RELEASE3.0, 3.1

This manual is equivalent to SY26-3841-0.

Manual

SLSS - ORDER NO. SUBSCRIPTION ONLY

ST67-7239

OS/VS RECOVERY MANAGEMENT SUPPORT LOGICCOMPONENT NOS. 5741-SC1-CE AND 5742-SC1-CE

This manual is equivalent to SY27-7239-00 and is for use with OS/VS1 Release 1.

Manual

SLSS - ORDER NO. SUBSCRIPTION ONLY

ST67-7246

OS/VS BTAM LOGIC - OS/VS1 RELEASE 1.0, 2.0, 2.6OS/VS2 RELEASE 1.0, 1.6

This manual is equivalent to SY27-7246-0.

Manual

SLSS - ORDER NO. SUBSCRIPTION ONLY

ST68-0605

OS/VS1 SYSTEM DATA AREAS

This manual is equivalent to SY28-0605-00 and is for use with OS/VS1 Release 1.

Manual, 260 pages

SLSS - ORDER NO. SUBSCRIPTION ONLY

ST68-0635

OS/VS1 SERVICE AIDS LOGIC - RELEASE 1.0, 2.0, 2.6

Back issue of SY28-0635-0.

Manual

SLSS - ORDER NO. SUBSCRIPTION ONLY

ST68-0639

OS/VS SYS1.LOGREC ERROR RECORDING LOGIC

This manual is equivalent to SY28-0639-00 and is for use with OS/VS1 Release 1.

Manual, 148 pages

SLSS - ORDER NO. SUBSCRIPTION ONLY

ST68-0641

OS/VS2 DYNAMIC SUPPORT SYSTEM LOGIC COMPONENTNOS. 5741-SC1-10, 5742-SC1-10 - OS/VS2 RELEASE 1.0 1.6 ANDOS/VS1 RELEASE 2.0, 2.6

This manual is equivalent to SY28-0641-0

Manual

SLSS - ORDER NO. SUBSCRIPTION ONLY

ST68-0643

OS/VS2 SERVICE AIDS LOGIC - OS/VS2 RELEASE 1.0, 1.6

This manual is equivalent to SY28-0643-0

Manual

SLSS - ORDER NO. SUBSCRIPTION ONLY

ST68-0649

OS/VS2 TSO CONTROL PLM OS/VS2 RELEASE 1.0, 1.6

This manual is equivalent to SY28-0649-0

Manual

SLSS - ORDER NO. SUBSCRIPTION ONLY

ST68-0650

OS/VS2 TERMINAL MONITOR PROGRAM AND SERVICE ROUTINES LOGICOS/VS2 RELEASE 1.0, 1.6

This manual is equivalent to SY28-0650-0

Manual

SLSS - ORDER NO. SUBSCRIPTION ONLY

ST68-0651

OS/VS2 TSO COMMAND PROCESSOR LOGIC VOLUME 1: ACCOUNTOS/VS2 RELEASE 1.0, 1.6

This manual is equivalent to SY28-0651-0.

Manual

SLSS - ORDER NO. SUBSCRIPTION ONLY

- ST68-0652  
OS/VS2 COMMAND PROCESSOR LOGIC VOLUME IV - OS/VS2 RELEASE 1.0, 1.6  
 This manual is equivalent to SY28-0652-0  
 Manual  
 SLSS - ORDER NO. SUBSCRIPTION ONLY
- ST68-0654  
OS/VS2 TERMINAL MESSAGES DIRECTORY OS/VS2 RELEASE 2.0  
 This manual is equivalent to SY28-0654-0.  
 Manual, 187 pages  
 SLSS - ORDER NO. SUBSCRIPTION ONLY
- ST68-0662  
OS/VS1 OLTEP LOGIC - RELEASE 2.0, 2.6  
 Back issue of SY28-0662-0.  
 Manual  
 SLSS - ORDER NO. SUBSCRIPTION ONLY
- ST68-0669  
OS/VS1 SYS1.LOGREC ERROR RECORDING LOGIC OS/VS1 RELEASE 3.0  
 This manual is equivalent to SY28-0669-0.  
 Manual  
 SLSS - ORDER NO. SUBSCRIPTION ONLY
- ST68-0678  
OS/VS SYS. 1 LOGREC ERROR RECORDING LOGIC OS/VS2 RELEASE 2.0  
 This manual is equivalent to SY28-0678-0.  
 Manual, 258 pages  
 SLSS - ORDER NO. SUBSCRIPTION ONLY
- ST68-6849  
OS/VS1 RES RTAM AND WORKSTATION SUPPORT LOGIC RELEASE 2.0, 2.6  
 Back issue of SY28-6849-0.  
 Manual  
 SLSS - ORDER NO. SUBSCRIPTION ONLY
- ST70-2039  
OS/VS TCAM LOGIC  
 This manual is equivalent to SY30-2039-1 and is for use with OS/VS Release 1.0.  
 Manual  
 SLSS - ORDER NO. SUBSCRIPTION ONLY
- ST70-3017  
S/370 SUBSYSTEM SUPPORT SERVICES LOGIC OS/VS1 RELEASE 3.1 OS/VS2 REL. 2.0  
 This manual is equivalent to SY30-3017-01.  
 Manual  
 SLSS - ORDER NO. SUBSCRIPTION ONLY
- ST73-8548  
OS/VS2 COMMAND PROCESSOR LOGIC VOLUME II: ECLIS - OS/VS2 RELEASE 1.0, 1.6  
 This manual is equivalent to SY35-8548-0  
 Manual  
 SLSS - ORDER NO. SUBSCRIPTION ONLY
- ST73-8551  
DOS/VS SUPERVISOR LOGIC - RELEASE 28  
 Back issue of SY33-8551-0.  
 Manual  
 SLSS - ORDER NO. SUBSCRIPTION ONLY
- ST73-8552  
DOS/VS ERROR RECOVERY & RECORDING TRANSIENTS LOGIC RELEASE 28  
 Back issue of SY33-8552-0.  
 Manual  
 SLSS - ORDER NO. SUBSCRIPTION ONLY
- ST73-8553  
DOS/VS LOGICAL TRANSIENTS LOGIC - RELEASE 28  
 Back issue of SY33-8553-0.  
 Manual  
 SLSS - ORDER NO. SUBSCRIPTION ONLY
- ST73-8554  
DOS/VS SYSTEM SERVICEABILITY - RELEASE 28  
 Back issue of SY33-8554-0.  
 Manual  
 SLSS - ORDER NO. SUBSCRIPTION ONLY
- ST73-8555  
DOS/VS IPL AND JOB CONTROL LOGIC - RELEASE 28  
 Back issue of SY33-8555-0.  
 Manual  
 SLSS - ORDER NO. SUBSCRIPTION ONLY
- ST73-8556  
DOS/VS LINKAGE EDITOR LOGIC - RELEASE 28  
 Back issue of SY33-8556-0.  
 Manual  
 SLSS - ORDER NO. SUBSCRIPTION ONLY
- ST73-8557  
DOS/VS LIBRARIAN LOGIC - RELEASE 28  
 Back issue of SY33-8557-0.  
 Manual  
 SLSS - ORDER NO. SUBSCRIPTION ONLY
- ST73-8559  
DOS/VS LIOCS VOL. I GENERAL INFORMATION & IMPERATIVE MACROS LOGIC - RELEASE 28  
 Back issue of SY33-8559-0.  
 Manual  
 SLSS - ORDER NO. SUBSCRIPTION ONLY
- ST73-8560  
DOS/VS LIOCS VOL. 2 SAM LOGIC - RELEASE 28  
 Back issue of SY33-8560-0.  
 Manual  
 SLSS - ORDER NO. SUBSCRIPTION ONLY
- ST73-8562  
DOS/VS LIOCS VOL. 4 VSAM LOGIC - RELEASE 28  
 Back issue of SY33-8562-0.  
 Manual  
 SLSS - ORDER NO. SUBSCRIPTION ONLY
- ST73-8564  
DOS/VS UTILITIES ACCESS METHOD SERVICES LOGIC DOS/VS RELEASE 28, 29 & 30  
 This manual is equivalent to SY33-8564-1.  
 Manual  
 SLSS - ORDER NO. SUBSCRIPTION ONLY
- ST73-8565  
DOS/VS POWER PROGRAM LOGIC - RELEASE 28  
 Back issue of SY33-8565-0.  
 Manual  
 SLSS - ORDER NO. SUBSCRIPTION ONLY
- ST73-8566  
DOS/VS POWER RJE PROGRAM LOGIC - RELEASE 28  
 Back issue of SY33-8566-0.  
 Manual  
 SLSS - ORDER NO. SUBSCRIPTION ONLY
- ST73-8570  
DOS/VS POWER/VS LOGIC DOS/VS RELEASE 30  
 This manual is equivalent to SY33-8570-0.  
 Manual  
 SLSS - ORDER NO. SUBSCRIPTION ONLY
- ST73-8571  
DOS/VS HANDBOOK - RELEASE 28  
 Back issue of SY33-8571-0.  
 Reference Summary  
 SLSS - ORDER NO. SUBSCRIPTION ONLY
- ST75-0004  
OS/VS2 TSO COMMAND PROCESSOR LOGIC VOLUME III: TEST OS/VS2 RELEASE 1.0, 1.6  
 This manual is equivalent to SY35-0004  
 Manual  
 SLSS - ORDER NO. SUBSCRIPTION ONLY
- ST75-0005  
OS/VS1 UTILITIES LOGIC - RELEASE 1.0, 2.0, 2.6  
 Back issue of SY35-0005-0.  
 Manual  
 SLSS - ORDER NO. SUBSCRIPTION ONLY
- ST75-0008  
OS/VS ACCESS METHOD SERVICES LOGIC COMPONENT NOS. 5752-SC1-DK, 5741-SC1-DK, 5742-SC1-DK, OS/VS2 REL. 1.6,1.7, 2.0 OS/VS1 RELEASE 2.0,2.6,3.0,3.1  
 This manual is equivalent to SY35-0008-0.  
 Manual  
 SLSS - ORDER NO. SUBSCRIPTION ONLY
- ST75-0010  
OS/VS2 ACCESS METHOD SERVICES LOGIC OS/VS2 RELEASE 2.0  
 This manual is equivalent to SY35-0010-0.  
 Manual, 624 pages  
 SLSS - ORDER NO. SUBSCRIPTION ONLY
- ST75-0011  
OS/VS2 CVOL PROCESSOR LOGIC OS/VS2 RELEASE 2.0  
 This manual is equivalent to SY35-0011-1.  
 Manual, 224 pages  
 SLSS - ORDER NO. SUBSCRIPTION ONLY

GX09-1000

IBM 129-3270 OPERATOR'S REFERENCE SUMMARY

This Operator's Reference Summary is a handy compendium of the most frequently needed information for operating the 129-3270 attachment. This summary is for the use of 129-3270 operators; also IBM FE and Marketing personnel. Fanfold Card 3-2/3 x 8-1/2 inches  
//14//3270,3271,3272,3275,3277,3284,3286,3288,0129/

GX09-1001

IBM 129-3270 (RPO 8T0105) OPERATOR'S REFERENCE SUMMARY

This Operator's Reference Summary is a handy compendium of the information needed for operating the key entry attachment to the 129-3270. This summary is for the use of 129-3270 operators; also IBM FE and Marketing personnel. Fanfold Card, 3-2/3 x 8-1/2 inches  
//14//3270,3271,3272,3275,3277,3284,3286,3288,0129/

GX20-1701

GENERAL PURPOSE SYSTEMS SIMULATOR CODING FORM

PROG. NOS. 5734-XS1, XS2, 5736-XS1, XS3, 360A-CS-17X, 19X  
This form is used in conjunction with the construction of models with the GPSS III Simulator. It provides the field formats required by the program as input. Padded Form, 25 sheets, 8 1/2 x 11  
NOT AVAILABLE UNDER SLSS

GX20-1702

PROPORTIONAL RECORD LAYOUT FORM

The front side of this form consists of the Proportional Record Layout Form. It is suitable for card, tape, and disk records. Positional markings are 00-99 and 01-100 in decimal notation, and 00-63 and 01-64 in hexadecimal notation. The back side of the form is the record format form. This form permits record layouts to be prepared without the space limitations of positional markings. Space is also provided for reference data. These are general-purpose forms and may be used for all systems. Padded Form, 25 Sheets, 11 by 16 1/2  
NOT AVAILABLE UNDER SLSS

GX20-1705

2311 MODEL 1 DISK STORAGE DRIVE CAPACITY AND TRANSMISSION TIME: REFERENCE SUMMARY

A capacity and transmission time reference card arranged in a tabular format. Formulas and examples of how to use the card are included. Reference Card, 3 folds  
360,370//07//2311/

GX20-1710

IBM 2314 DIRECT ACCESS STORAGE FACILITY CAPACITY AND TRANSMISSION TIME REFERENCE CARD

This reference card provides a convenient reference and several informative examples for planning and programming purposes. Tables include timing and capacity with and without keys. Reference Card, 3 folds  
360,370//07//2314/

GX20-1711

IBM SYSTEM/360 RECORD LAYOUT WORKSHEET

Padded forms showing double word, word, halfword and byte boundaries. Bytes marked to accommodate packed-decimal digits. Provides for two records of 256 positions each, both in hexadecimal and decimal numbering. Padded form, 11 x 6-1/2 inches, 50 sheets per pad  
NOT AVAILABLE UNDER SLSS

GX20-1741

IBM 1287 OPTICAL READER DOCUMENT TRACING GUIDE

This card is a forms-design guide for assisting the 1287 user in the physical layout of input documents. Card, 6 1/4 x 9 1/4  
SLSS - ORDER NO. SUBSCRIPTION ONLY

GX20-1751

IBM 2260 DISPLAY FORMAT

This coding sheet is used in designing displays for the 2260. The form provides space for a display to be transmitted from System/360 to a 2260, and expected operator response. Padded Form, 25 sheets, 8 1/2" x 11"  
NOT AVAILABLE UNDER SLSS

GX20-1759

IBM 1287 OPTICAL READER DESIGN FORMATS

This sheet contains formats for laying out forms to be read by the 1287. The form includes standard mark-read column designs, hand-print blocks from two to seven digits, and optical reference marks. Padded Form, 25 sheets, 8 1/2" x 11"  
NOT AVAILABLE UNDER SLSS

GX20-1761

MATHEMATICAL PROGRAMMING INPUT FORM SYSTEM/360 - 1130

This is a Mathematical Programming Input Form 25 sheets to a pad, 8 1/2 x 11, 3 hole punch. Padded Form, 25 sheets, 8 1/2" x 11"  
NOT AVAILABLE UNDER SLSS

GX20-1787

DEBUGGING AIDDIRECT EVALUATION OF FLOATING POINT NUMBERS IN HEXADECIMAL

The following tables can be used to evaluate a floating point number represented in hexadecimal form. The technique uses a table lookup in the hexadecimal integer table, and a table lookup in the hexadecimal fraction table. The user unites the integer from the first table with the fraction from the second table, to form one number, and then performs a calculation to obtain the value of the floating point number. Pocket-size Booklet  
360//01///

GX20-1850

SYSTEM/370 REFERENCE SUMMARY CARD

This reference card is intended primarily for use by S/370 assembly language programmers. It contains basic machine information summarized from the System/370 Principles of Operation (GA22-7000), frequently used information from OS/VS and DOS/VS Assembler Language (GC33-4010), command codes for various I/O devices, and a multi-code translation table. Reference card, accordion-folded  
370//01///

GX20-1878

IBM 3270 INFORMATION DISPLAY SYSTEM REFERENCE SUMMARY

This publication is intended for planning purposes only. It will be updated to reflect system changes. The reader is cautioned that the authoritative source for this booklet is the IBM 3270 Information Display System Component Description Manual (GA27-2749). Reference summary, 48 pages  
//09//3270,3271,3272,3275,3277,3284,3286,3288/

GX20-1920

IBM 3330 SERIES DISK STORAGE (3333 MODELS 1 AND 11, 3330 MODELS 1, 2 AND 11): REFERENCE SUMMARY

This reference summary summarizes device characteristics and provides a capacity table for records with and without keys. Summary, 2 folds  
370//07//3330,3333/

GX20-1924

IBM VIRTUAL MACHINE FACILITY/370: BASIC LANGUAGE REFERENCE SUMMARY - PROGRAM PROD 5749

The Basic Language Reference Summary, Order No. GX20-1924, gives essential details of the IBM VM/370 BASIC language including brief examples of VM/370 BASIC commands, program execution, correction statements, and lists the various elements of the language. For a complete description of VM/370 BASIC refer to the publication IBM Virtual Machine Facility/370: BASIC Language Reference Manual, Order No. GC20-1803. Summary, 8 cards  
//23///5749

GX20-1926

IBM VIRTUAL MACHINE FACILITY/370: QUICK GUIDE FOR USERS REFERENCE SUMMARY - PROG. PROD. 5749

This publication describes the essential VM/370 operations for the new user. It also provides a brief description of all VM/370 commands for the experienced user. Only a limited amount of prior VM/370 knowledge is assumed for the section on VM/370 operations. See the "Preface" for prerequisite publications. The user of the command descriptions section should have a thorough understanding of VM/370 command syntax and usage. Summary booklet, 200 pages  
//20///5749

GX20-1927

ASP VERSION 3 ASYMMETRIC MULTIPROCESSING SYSTEM: OPERATORS REFERENCE BOOKLET - PROG. NO. 360A-CX-15X

This publication is a pocket-size reference summary of all commands and dynamic support programs (DSP) names, descriptions and commands. Handbook, 14 pages  
360,370//36/OASP//

GX20-1961

SUMMARY OF VM/370 CP AND CMS COMMANDS

A reference summary supplement to the Quick Guide (GX20-1926) that gives command descriptions as well as command formats for the CP and CMS environment within the Virtual Machine. Pocket size fanfold  
//20///5749

GX20-1972

IBM 3890 DOCUMENT PROCESSOR REFERENCE SUMMARY  
This summary card is intended for 3890 users and programmers. Information in this publication is extracted from the 3890 Document Processor Machine and Programming Description (GA24-3612), which is the authoritative reference source and will be the first to reflect changes.  
Reference Card, 3-5/8 x 8-1/2 inches, 8 panels  
370//04//3890/

GX20-8020

FLOWCHARTING TEMPLATE  
This plastic template provides cut-out shapes for drawing standard symbols used frequently in flowcharting computer systems and programs. It is enclosed in an envelope outlining definitions of symbols and use of the template. More details are given in the Data Processing Techniques manual on FLOWCHARTING TECHNIQUES (GC20-8152).  
Template, 10 to a set  
NOT AVAILABLE UNDER SLSS

GX21-9011

IBM 1062 PROGRAM TAPE LAYOUT SHEET  
Sheet used to code 1062 Program Tape.  
Padded Form, 8 1/2 x 11, one side, 50 sheets  
NOT AVAILABLE UNDER SLSS

GX21-9017

IBM 1062 TERMINAL RECORD TAPE, DOCUMENT FEED, PRINTER PLANNING CHART  
Form used for planning terminal record tape, document feed and printer output.  
Padded Form  
NOT AVAILABLE UNDER SLSS

GX21-9030

IBM PHYSICAL PLANNING TEMPLATE, 1030 DATA COLLECTION SYSTEM  
This template gives a scaled representation of the physical planning specifications of the IBM 1030 Data Collection System.  
Template, 8 1/2 x 11, 1 page  
//15//1030,1031,1032/

GX21-9090

RPG OUTPUT-FORMAT SPECIFICATIONS (FORM)  
This is a form for coding RPG output-format specifications for the IBM System/3, System/360, and 1130. It is printed in reproducible green ink.  
Padded Form, 50 sheets  
NOT AVAILABLE UNDER SLSS

GX21-9091

RPG EXTENSIONS AND LINE COUNTER SPECIFICATIONS SHEET  
This form is provided as an aid to the programmer writing an RPG program for the IBM System/3, System/360, and 1130. It is printed in reproducible green ink.  
Padded Form, 50 sheets  
NOT AVAILABLE UNDER SLSS

GX21-9092

RPG CONTROL CARD AND FILE DESCRIPTION SPECIFICATIONS FORM  
This form is provided as an aid to the programmer writing an RPG program for the IBM System/3, System/360, and 1130. It is printed in reproducible green ink.  
Padded form, 25 sheets  
NOT AVAILABLE UNDER SLSS

GX21-9093

RPG CALCULATION SPECIFICATIONS SHEET  
This is a form for coding RPG calculation specifications for the IBM System/3, System/360, and 1130. It is printed in reproducible green ink.  
Padded Form, 50 sheets  
NOT AVAILABLE UNDER SLSS

GX21-9094

RPG INPUT SPECIFICATIONS FORM  
This form is provided as an aid to the programmer writing an RPG program for the IBM System/3. It is printed in reproducible green ink.  
Padded Form, 50 sheets  
NOT AVAILABLE UNDER SLSS

GX21-9106

IBM 1288 DOCUMENT GAUGE FOR MACHINE SETUP  
An illustrated and descriptive document - alignment and machine-setup instruction folder.  
Reference Card, 2 pages  
360,370//04//1288/

GX21-9129

RPG DEBUGGING TEMPLATE  
This template is a quick tool for programmers debugging RPG.  
Template  
SLSS - ORDER NO. SUBSCRIPTION ONLY

GX21-9155

IBM 3740 DATA ENTRY SYSTEM PHYSICAL PLANNING TEMPLATE  
This template is for those people responsible for the physical planning layout of a 3740 Data Entry System installation.  
Template  
//15//3740,3741,3742,3747,3713/

GX21-9171

IBM 3747 DATA CONVERTER REFERENCE CARD  
This reference card is provided as an aid to the operation when an error occurs on the 3747 Data Converter. It contains the message codes for the messages which will occur most often.  
Card, 4 pages  
//08//3747/

GX21-9172

IBM 3741/3742 REFERENCE CARD  
This reference card is provided as an aid to the operator using the 3741 Data Station or 3742 Dual Data Station. It contains error codes, program codes, required data set label fields, and status line.  
Card, 4 pages  
//08//3741,3742/

GX21-9185

IBM 3747 DATA CONVERTER RUN SHEET  
The IBM 3747 Data Converter Run Sheet is used to provide the operator with the necessary information for running a job on the 3747 data converter. It contains a description of the job (disk to tape, etc.), disk ID numbers, and job statistics.  
Padded form, 50 per pad  
NOT AVAILABLE UNDER SLSS

GX21-9186

IBM 3740 JOB INSTRUCTIONS FORM  
The IBM 3740 Job Instructions sheet is a two-sided form which is used to provide the operator with the necessary information for running a job on the 3740 System. The front side is used for explaining how to run the job, disposition of documents, what fields are included. The reverse side lists the program codes for the 3740 System and explains their function.  
Padded form, 1 page, printed on both sides  
NOT AVAILABLE UNDER SLSS

GX21-9187

IBM 3740 SYSTEM PRINT CHART  
The IBM 3740 System Print Chart is used by the operator for specifying how printing is to be performed on the 3740 System.  
Padded form, 1 page  
NOT AVAILABLE UNDER SLSS

GX21-9204

IBM 3741 PROGRAMMABLE WORK STATION MODELS 3-4 REFERENCE CARD  
The reference card is intended to provide a quick look up of correct coding in an ACL (Application Control Language) program. The control statements in ACL are described on the card. The card is intended for ACL programmers.  
Reference Card, 1 page, both sides, 7 x 9 inches  
//08//3741/

GX22-6834

PUNCHED CARD AND TAPE I/O AND PRINTERS, FOR SYSTEM/360 AND SYSTEM/370: IBM PHYSICAL PLANNING TEMPLATE  
Equipment templates on 8-1/2 by 11 inch acetate sheets, four pages, for planning machine room layouts. Scale: 1/4 inch equals one foot. Includes one 1017, one 1018, three 1403-2,3,7's, three 1403-N1's, one 1404-2, one 1442-N1,N2, one 1442 abutted to one 1443, one 1443-N1 or 1445-N1, one 2501-B1,B2, one 2520-B1,B2,B3, three 2540-1's, one 2560-A1, one 2671, two 2821-1,2,4,6's, two 2821-3,5's, one 2822, one 2826-1, two 3211's, two 3505-B1,B2's, two 3525-P1,P2,P3's, and two 3811's.  
8-1/2 x 11 inch acetate templates, 4 pages  
360,370//15//

GX22-6837

2401 - 2404 AND 2415 MAGNETIC TAPE UNITS  
This pocket-size reference folder is to assist in estimating tape processing times and block (record) capacity per full reel.  
Reference Card, 7-1/4 x 14, 3 folds  
360,370//05//2401,2404,2415/

GX22-6855

IBM PHYSICAL PLANNING TEMPLATE: SYSTEM/360 AND SYSTEM/370 MAGNETIC TAPE UNITS AND CONTROLS  
Equipment template on 1-1/2 x 11 inch acetate sheet, 1 page for planning machine room layouts. Scale: 1/4 inch equals 1 foot. Includes all models of following magnetic tape units/controls: 2402, 2403, 2404, 3410, 3411.  
8-1/2" x 11" acetate template, 4 pages  
//15//2402,2403,2404/

GX22-6857

IBM PHYSICAL PLANNING TEMPLATE: SYSTEM/360 AND SYSTEM/370 COMMUNICATIONS EQUIPMENT  
Equipment templates on 8-1/2 by 11 inch acetate sheets, two pages, for planning machine room layouts. Scale: 1/4 inch equals one foot. Includes four 2701's, two 2702's, one 2703, one 2711, one 2715-1,2, two 2770-3's, and one 2772-3. 8-1/2 x 11 inch acetate templates, 2 pages  
//15//2701,2702,2703,2711,2770,2772,3704,3705/

GX22-6858

IBM PHYSICAL PLANNING TEMPLATE: SYSTEM/360 AND SYSTEM/370 DATA STORAGE DEVICES  
Equipment templates on 8-1/2 x 11 inch acetate sheets, six pages, for planning machine room layouts. Scale: 1/4 inch equals one foot. Includes four 2301-1's, two 2302-3,4's, four 2303-1's, two 2305-1,2's (shown on two facilities), eight 2311-1's, one 2312-A1, two 2313-A1's, one 2314-A1, one 2314-B1, one 2314-1, two 2319-A1's, two 2319-A2's, one 2319-B1, two 2319-B2's, four 2321-1's (with two shown abutted), one 2820-1, two 2835-1,2's, four 2841-1's, two 2844's, six 3330's (two on one facility and four on another), and two 3830's.  
8-1/2 x 11 inch acetate templates, six pages  
//15//2301,2302,2303,2305,2311,2314,2321,3333/

GX22-6859

IBM PHYSICAL PLANNING TEMPLATE: SYSTEM/360 AND SYSTEM/370 CONSOLES AND TERMINALS  
Equipment templates on 8-1/2 x 11 inch acetate sheets, two pages, for planning machine room layouts. Scale: 1/4 inch equals one foot. Includes two 2150's, two 2250-1's, two 2250-3's, two 2260's with keyboards, two 2260's without keyboards, one 2285, two 2840-2's, four 2848's (two of both types), one 3210-1, one 3210-2, and one 3215-1.  
8-1/2 x 11 inch acetate templates, two pages  
//15//2250,2150/

GX22-6860

IBM PHYSICAL PLANNING TEMPLATE: SYSTEM/360 AND SYSTEM/370 MAGNETIC AND OPTICAL CHARACTER READERS  
Equipment templates on 8-1/2 x 11 inch acetate sheets, two pages, for planning machine room layouts. Scale: 1/4 inch equals one foot.  
Includes:  
1231 Model N1  
1255 Models 1, 2, and 3  
1259 Model 2  
1285 Model 1  
1287 Models 1 to 5  
1288 Models 1 to 5  
1412 Models 1  
1418 Models 1 to 3  
1419 Model 1  
1428 Models 1 to 3  
8-1/2 x 11 inch acetate templates, two pages  
//15//1285,1231,1418,1428,1287,1288,1412,1255,1259/

GX22-6925

IBM PHYSICAL PLANNING TEMPLATE: SYSTEM/360 AND SYSTEM/370 FIELD ENGINEERING FURNITURE AND TEST EQUIPMENT  
Furniture and test equipment templates on 8-1/2 x 11 inch acetate sheet, for planning FE room layouts. Scale: 1/4 inch equals one foot. Includes one desk, one workbench, one study table, one bookcase, one card file, one microfiche viewer, one tool and test equipment cart, one BSM cart, one FE/DAU, one BSM analyzer, and two shelf cabinets, two parts cabinets, two book carts, and three file cabinets.  
8-1/2 x 11 inch acetate templates, one page  
360,370//15//

GX22-6981

IBM PHYSICAL PLANNING TEMPLATE SYSTEM/360 MODEL 195  
Equipment templates on 8-1/2 x 11 inch acetate sheets, 5 pages, for planning machine room layouts. Scale: 1/4 inch equals 1 foot. Includes one composite 3195 Model J and K, one composite 3195 Model KJ and L, one 3060-1, one 3085, one 3086, three 3080s, two 2860s, two 2870s, and four 2880s.  
Acetate Template, 5 pages  
3195//15//

GX22-6984

IBM SYSTEM/370 MODEL 165 OPERATORS REFERENCE CARD  
This reference card highlights necessary operating procedures and abbreviated step-by-step instructions for operating the System/370 Model 165. The information is condensed from the IBM System/370 Model 165 Operating Procedures (GA22-6969).  
Reference card  
3165//01//

GX22-6985

IBM PHYSICAL PLANNING TEMPLATE: SYSTEM/360 AND SYSTEM/370 CHANNELS: 2860, 2870, AND 2880  
Equipment templates on two 8-1/2 x 11-inch acetate sheets, for planning machine room layouts. Scale: 1/4 inch equals one foot. Includes three 2860's, three 2870's, and four 2880-1,2's.  
Acetate Templates, 8-1/2 x 11 inches, 2 pages  
//15//2860,2870,2880/

GX22-7005

IBM PHYSICAL PLANNING TEMPLATE: SYSTEM/370 MODEL 145  
Equipment template on 8-1/2 x 11 inch acetate sheet, 2 pages for planning machine room layout. Scale: 1/4 inch equals 1 foot. Includes 3145 Processing Unit Models GE, GFD, H, HG, I, H2, HG2, I2, IH2 and J2. Also includes 3046 Power Unit Model 1, 3047 Power Unit Model 1, 3210 Console Printer-Keyboard Model 2, and 3345 Storage and Control from Models 1 to 5.  
Template, 2 pages  
3145//15//

GX22-7006

IBM PHYSICAL PLANNING TEMPLATE SYSTEM/370 MODEL 155  
Equipment templates on 8-1/2 x 11 inch acetate sheets, 2 pages, for planning machine room layouts. Scale: 1/4 inch equals 1 foot. Includes one 3155 composite of Models H-J, one 3155 composite of Models JI and K, and one 3210-2. Positioning is also shown for 3210-1 and 3215.  
Acetate Template, 2 pages  
3155//15//

GX22-7007

IBM PHYSICAL PLANNING TEMPLATE: SYSTEM/370 MODEL 165  
Equipment templates on 8-1/2 x 11 inch acetate sheets, three pages, for planning machine room layouts. Scale: 1/4 inch equals one foot. Includes one composite 3165 Models I and J with 3360's, one composite 3165 Models JI and K with 3360's, one composite 3165 Model KJ with 3360's, one 3066-1, and one 3067.  
8-1/2 x 11 inch acetate templates, three pages  
3165//15//

GX22-7008

IBM PHYSICAL PLANNING TEMPLATE: SYSTEM/370 MODEL 135  
Equipment template on 8-1/2 x 11 inch acetate sheet, 1 page, for planning machine room layouts. Scale: 1/4 inch equals one foot. Includes one 3135 with five attached disk storage drives and one 3046-1.  
Acetate template, 8-1/2 x 11 inches, 1 page  
3135//15//

GX22-7018

3270 INFORMATION DISPLAY SYSTEM: PHYSICAL PLANNING TEMPLATE  
Equipment templates on 8-1/2 x 11 inch acetate sheets 1 page, for planning machine room layouts. Scale: 1/4 inch equals one foot.  
Includes all models of system:  
3271 MODELS 1, 2, 11, 12  
3272 MODELS 1, 2  
3275 MODELS 1, 2, 11, 12  
3277 MODELS 1, 2  
3284 MODELS 1, 2, 3  
3286 MODELS 1, 2, 3  
3288 MODEL 2  
Template, 1 page  
//15//3270,3271,3272,3275,3277,3284,3286,3288/

GX22-7021

IBM PHYSICAL PLANNING TEMPLATE: SYSTEM/370 MODEL 125  
Equipment template on 8-1/2 x 11 inch acetate sheet, 1 page for planning machine room layouts. Scale: 1/4 inch equals 1 foot. Includes configurations of 3125 with 5425 and 3203 and 3125 with 3203.  
8-1/2 x 11 inch acetate template  
3125//15//

GX22-7022

IBM PHYSICAL PLANNING TEMPLATE: SYSTEM/370 MODEL 168 AND MODEL 168 MULTIPROCESSING  
Equipment template on 8-1/2 x 11 inch acetate sheet, 1 page for planning machine room layout. Scale: 1/4 inch equals 1 foot. Includes 3168 Processing Unit, 3168 Multiprocessing Unit, 3066 System Console Model 2, 3067 Power and Coolant Distribution Unit Model 2 (SN Below 61000), 3067 Power and Coolant Distribution Unit Model 2 (SN 61000 and above), and 3068 Multisystem Communication Unit Model 1.  
Acetate template, 3 pages  
3168//15//

GX22-7023

IBM PHYSICAL PLANNING TEMPLATE: SYSTEM/370 MODEL 158  
Equipment template on 8-1/2 x 11 inch acetate sheet, 2 pages for planning machine room layouts. Scale: 1/4 inch equals 1 foot. Includes 3158 Processing Unit and 3158 Multiprocessing Units.  
Acetate template, 2 pages  
3158//15//

GX22-7029

3340 DISK STORAGE MODELS A2, B1, AND B2, FOR SYSTEM/370: IBM PHYSICAL PLANNING TEMPLATE  
Equipment template on 8-1/2 x 11 inch acetate sheet, 1 page for planning machine room layouts. Scale: 1/4 inch equals 1 foot. Includes 3340 Disk Storage Modes A2, B1, and B2.  
Template, 1 page  
//15//3340/

- GX22-7031  
IBM PHYSICAL PLANNING TEMPLATE 3890 DOCUMENT PROCESSOR  
 Equipment template on 8-1/2 x 11 inch acetate sheet (2 pages) for planning machine room layouts. Scale: 1/4 inch equals one foot. Includes: Models A1-A6 and B1-B6 Microfilm Frame  
 8-1/2 x 11 inch acetate template, 2 pages  
 //15//3890/
- GX22-7032  
3704 COMMUNICATIONS CONTROLLER FOR SYSTEM/370: IBM PHYSICAL PLANNING TEMPLATE  
 Equipment template on 8-1/2 x 11 inch acetate sheet, 1 page for planning machine room layout. Scale: 1/4 inch equals 1 foot. Includes 3704 Communications Controller Model 1. Acetate template, 1 page  
 //15//3704/
- GX22-7035  
3410 MAGNETIC TAPE UNIT MODELS 1 TO 3 AND 3411 MAGNETIC TAPE UNIT AND CONTROL MODELS 1 TO 3 FOR SYSTEM/370: IBM PHYSICAL PLANNING TEMPLATE  
 Equipment template on 8-1/2 x 11 inch acetate sheet, 1 page for planning machine room layouts. Scale: 1/4 inch equals 1 foot. Includes 3410 Magnetic Tape Unit Models 1, 2, and 3, and 3411 Magnetic Tape Unit and Control Models 1, 2, and 3. Acetate template, 1 page  
 //15//3410,3411/
- GX22-7037  
2401 MAGNETIC TAPE UNIT MODELS 1 TO 6 AND 8, FOR SYSTEM/370: IBM PHYSICAL PLANNING TEMPLATE  
 Equipment template on 8-1/2 x 11 inch acetate sheet, 1 page for planning machine room layouts. Scale: 1/4 inch equals 1 foot. Includes 2401 Magnetic Tape Unit Models 1 to 6 and 8. Acetate template, 1 page  
 //15//2401/
- GX22-7038  
2415 MAGNETIC TAPE UNIT AND CONTROL MODELS 1 TO 6, FOR SYSTEM/370: IBM PHYSICAL PLANNING TEMPLATE  
 Equipment template on 8-1/2 x 11 inch acetate sheet, 1 page for planning machine room layouts. Scale: 1/4 inch equals 1 foot. Includes 2415 Magnetic Tape Unit and Control Models 1 to 6. Acetate template, 1 page  
 //15//2415/
- GX22-7039  
2420 MAGNETIC TAPE UNIT MODELS 5 AND 7, FOR SYSTEM/370: IBM PHYSICAL PLANNING TEMPLATE  
 Equipment template on 8-1/2 x 11 inch acetate sheet, 1 page for planning machine room layouts. Scale: 1/4 inch equals 1 foot. Includes 2420 Magnetic Tape Unit Models 5 and 7. Acetate template, 1 page  
 //15//2420/
- GX22-7041  
2495 TAPE CARTRIDGE READER MODEL 1, FOR SYSTEM/370: IBM PHYSICAL PLANNING TEMPLATE  
 Equipment template on 8-1/2 x 11 inch acetate sheet, 1 page for planning machine room layouts. Scale: 1/4 inch equals 1 foot. Includes 2495 Tape Cartridge Reader Model 1. Acetate template, 1 page  
 //15//2495/
- GX22-7042  
2803 TAPE CONTROL MODELS 1 TO 3, FOR SYSTEM/370: IBM PHYSICAL PLANNING TEMPLATE  
 Equipment template on 8-1/2 x 11 inch acetate sheet, 1 page for planning machine room layouts. Scale: 1/4 inch equals 1 foot. Includes 2803 Tape Control Models 1 to 3. Acetate template, 1 page  
 //15//2803/
- GX22-7043  
2804 TAPE CONTROL MODELS 1 TO 3, FOR SYSTEM/370: IBM PHYSICAL PLANNING TEMPLATE  
 Equipment template on 8-1/2 x 11 inch acetate sheet, 1 page for planning machine room layouts. Scale: 1/4 inch equals 1 foot. Includes 2804 Tape Control Models 1 to 3. Acetate template, 1 page  
 //15//2804/
- GX22-7044  
2816 SWITCHING UNIT MODEL 1, FOR SYSTEM/370: IBM PHYSICAL PLANNING TEMPLATE  
 Equipment template on 8-1/2 x 11 inch acetate sheet, 1 page for planning machine room layouts. Scale: 1/4 inch equals 1 foot. Includes 2816 Switching Unit Model 1. Acetate template, 1 page  
 //15//2816/
- GX22-7045  
3540 DISKETTE INPUT/OUTPUT UNIT MODELS B1 AND B2 FOR SYSTEM/370: IBM PHYSICAL PLANNING TEMPLATE  
 Equipment template on 8-1/2 x 11 inch acetate sheet, 1 page for planning machine room layout. Scale: 1/4 inch equals 1 foot. Includes 3540 Models B1 and B2. Template, 1 page  
 //15//3540/
- GX22-7046  
3830 STORAGE CONTROL MODELS 1, 2 AND 3 FOR SYSTEM/370: IBM PHYSICAL PLANNING TEMPLATE  
 Equipment template on 8-1/2 x 11 inch acetate sheet (1 page) for planning machine room layouts. Scale: 1/4 inch equals one foot. Includes: All models (1, 2, and 3)  
 8-1/2 x 11 inch acetate template, 1 page  
 //15//3830/
- GX22-7047  
IBM PHYSICAL PLANNING TEMPLATE: 3330 DISK STORAGE MODELS 1, 2, AND 11; 3333 DISK STORAGE & CONTROL MODELS 1 AND 11  
 Equipment template on 8-1/2 x 11 inch acetate sheet (2 pages) for planning machine room layouts. Scale: 1/4 inch equals one foot. Includes: 3330 Models 1, 2 and 11 3333 Models 1 and 11  
 8-1/2 x 11 inch acetate template, 2 pages  
 //15//3330/
- GX22-7051  
3705 COMMUNICATIONS CONTROLLER FOR SYSTEM/370: PHYSICAL PLANNING TEMPLATE  
 Equipment template on 8-1/2 x 11 inch acetate sheet for planning machine layouts. Scale: 1/4 inch equals one foot; includes 3705 Communications Controller and 3705 Expansion Module.  
 8-1/2 x 11 inch acetate template, 1 page  
 //15//3705/
- GX22-7052  
IBM PHYSICAL PLANNING TEMPLATE FOR 3881 OPTICAL MARK READER MODELS 1 TO 3 AND 3886 OPTICAL CHARACTER READER MODELS 1 AND 2  
 Equipment template on 8-1/2 x 11 inch acetate page for planning machine room layouts. Scale: 1/4 inch equals one foot. Includes: 3881 Models 1 to 3 3886 Models 1 and 2  
 Acetate Template, 1 page  
 //15//3881,3886/
- GX22-7053  
IBM PHYSICAL PLANNING TEMPLATE 3851 MASS STORAGE FACILITY FOR S/370  
 Equipment template for planning machine room layouts. Scale: 1/4 inch equals one foot. Includes: 3851 Models A1 to A4 and B1 to B4. Acetate Template/ 1 page  
 //15//3850,3851/
- GX24-3092  
IBM 1050 DATA COMMUNICATIONS SYSTEM TRANSMISSION - LIMITED MAXIMUM-MESSAGE-RATE GRAPH  
 Graph used to plot message rate of system. Padded Form, 8 1/2 x 11, 1 side, 25 sheets  
 NOT AVAILABLE UNDER SLSS
- GX24-3124  
PLANNING CHART, IBM 1050 DATA COMMUNICATION SYSTEM  
 This chart provides space for the planning of problems on the IBM 1050 Data Communication System. Padded Form, 17 x 11, 2 sides, 25 sheets  
 NOT AVAILABLE UNDER SLSS
- GX24-3139  
IBM 1050 DATA COMMUNICATION SYSTEM, OPERATOR INSTRUCTION SHEET  
 This chart provides space for entering data for operating instructions for the IBM 1050 Data Communication System. Padded Form, 8 1/2 x 11, 2 sides, 25 sheets  
 NOT AVAILABLE UNDER SLSS
- GX24-3285  
IBM 1030 DATA COLLECTION SYSTEM, IBM 1031 PROGRAM CHART  
 This chart provides space for entering data on the IBM 1031 Program for the IBM 1030 Data Collection System. Padded Form, 11 x 17, 1-1/2 sides, 25 sheets  
 NOT AVAILABLE UNDER SLSS
- GX24-3381  
IBM PHYSICAL PLANNING TEMPLATE, 1050 DATA COMMUNICATIONS SYSTEM  
 This template gives a scaled representation of the physical planning specifications for the IBM 1050 Data Communication System. Template, 8 1/2 x 11, 1 page

//15//1050,1051,1052,1053,1054,1055,1056,1058/

Padded Form, 25 per pad  
NOT AVAILABLE UNDER SLSS

## GX26-1587

DECIMAL/HEXADECIMAL INTEGER CONVERSION CHART

This chart is used to convert decimal numbers to hexadecimal and hexadecimal numbers to decimal.

The chart covers the range of integers from 0000 to 4095. Additional instructions are provided to convert decimal and hexadecimal numbers beyond this range. Reference Summary, 8-1/2 x 3-5/8" folded, 7 folds, 2 sides  
SLSS - ORDER NO. SUBSCRIPTION ONLY

## GX26-1588

DECIMAL/HEXADECIMAL FRACTION CONVERSION CHART

This chart is used to convert decimal fractions to hexadecimal and hexadecimal fractions to decimal.

The chart covers the range of fractions from 0.00000000 to 0.0007586. Additional instructions are provided to convert decimal and hexadecimal fractions beyond this range. Reference Summary, 8-1/2 x 3-5/8" folded, 7 folds, 2 sides  
SLSS - ORDER NO. SUBSCRIPTION ONLY

## GX26-1618

IBM 2730 TRANSACTION VALIDATION TERMINAL - REFERENCE CARD

Inexperienced operators and maintenance personnel will find easy reference to installation, operation and problem determination material for the 2730 Transaction Validation Terminal. Functional checks are also included. Experienced operators will find the summary an easy reference source under operating conditions. Packaging and shipping information is included.

Operators and maintenance personnel should be familiar with the Credit Card System Component Description: IBM 2730 Model 1 Transaction Validation Terminal, IBM 2968 Model 9 Receiver Terminal Control Unit, Order No. GA26-1599. Reference Card, 8 pages  
360,370//14//2730/

## SX26-3700

CICS/VS REFERENCE SUMMARY: MASTER TERMINAL OPERATOR

This card is intended primarily for users of CICS/OS/VS and CICS/DOS/VS Version 1, Modification Level 0; however some portions may be used by pre-VS users of CICS.

The information presented here is extracted from the Customer Information Control System/Virtual Storage (CICS/VS) System Administrator's Guide (SH20-9006-0). This reference summary will be updated from time to time; however, the basic documentation is the authoritative source and will be the first to reflect changes.

Examples of transactions CSMT, CSST, and CSOT are shown, indicating the minimum input needed. Where appropriate, longer forms of the input are indicated to conform with earlier releases of CICS. Fanfold Card, 15 sections  
/////5740-XX1, 5746-XX3

## GX27-0024

VTAM REFERENCE SUMMARY

This reference summary contains information extracted from other VTAM publications. It describes macro instructions, operator commands RPL return codes, and the VTAM publications series. Primary users will be application programmers, network operators, and system programmers. 16 Panel Cards, 8-1/2 x 3-5/8 inches  
/TP/30//5741,5745,5752

## GX27-2900

IBM PHYSICAL PLANNING TEMPLATE: COMMUNICATIONS TERMINALS

This template gives a scaled representation of the physical planning specifications for the IBM Communications Terminals.

Template, 8 1/2 x 11, 1 page  
//15//2790,2791,2798,2715,2792,2793,2795,2796,2797/

## GX27-2901

IMAGE PLANNING CHART - 2760 OPTICAL IMAGE UNIT, REGISTRATION PUNCHING ACME

This form is one of two charts that are used to define the response positions for the IBM 2760 Optical Image Unit.

- o GX27-2901 - ACME
- o GX27-2902 - OXBERRY

They are for use in the preparation of preliminary sketches and final artwork. Instruction for use of this form is included in manual, GA27-3011. Padded Form, 25 per pad  
NOT AVAILABLE UNDER SLSS

## GX27-2902

IMAGE PLANNING CHART - 2760 OPTICAL IMAGE UNIT REGISTRATION PUNCHING OXBERRY

This form is one of two charts that are used to define the response positions for the IBM 2760 Optical Image Unit.

- o GX27-2901 - ACME
- o GX27-2902 - OXBERRY

They are for use in the preparation of preliminary sketches and final artwork. Instruction for use of this form is included in manual GA27-3011.

## GX27-2903

2760 LAYOUT GUIDE (REGISTRATION PUNCHING-ACME)

This is a transparent layout guide for 2760 - Acme. Plastic Sheet, 14 x 11  
SLSS - ORDER NO. SUBSCRIPTION ONLY

## GX27-2904

2760 LAYOUT GUIDE (OXBERRY)

This layout guide is for registration punching - Oxberry Type.

Transparent Layout Guide  
SLSS - ORDER NO. SUBSCRIPTION ONLY

## GX27-2905

IBM 2760 OPTICAL IMAGE LIMIT AUXILIARY SCREEN OVERLAY GUIDE

This form is used by the 2760 operator for Auxiliary Screen Overlay.

Form, 7-1/2 x 9-1/4, 1 sheet  
SLSS - ORDER NO. SUBSCRIPTION ONLY

## GX27-2909

PHYSICAL PLANNING TEMPLATE IBM 2770 DATA COMMUNICATION SYSTEM

This equipment template on acetate sheet is for the 2770 Data Communication System. Its scale is 1/4 inch equals 1 inch.

Template  
//15//2770,2772/

## GX27-2917

3770 DATA COMMUNICATION SYSTEM PHYSICAL PLANNING TEMPLATE

This template contains plan views for the machines that make up the 3770 Data Communication System. Included are:

- o 3771-3773-3774-3775 Communication Terminals
- o 3782 Card Attachment Unit
- o 3784 Line Printer
- o 3501 Card Reader

Template  
//15//3770,3771,3773,3774,3775/

## GX27-2950

2250 DISPLAY LAYOUT SHEET

Sheet used to plan locations, on 2250 Display screen, of output areas.

Padded Form, 17 x 18 1/2, 1 side, 25 sheets  
NOT AVAILABLE UNDER SLSS

## GX27-2951

IBM 3270 INFORMATION DISPLAY SYSTEM LAYOUT SHEET

Card layout sheet for the 3270 Information Display System. Pad, 25 sheets per pad  
NOT AVAILABLE UNDER SLSS

## GX28-0647

OS/VS2 TSO COMMAND LANGUAGE REFERENCE SUMMARY

This card is intended for reference use at a terminal. It outlines the syntax of TSO commands and is based on the publication OS/VS2 TSO Command Language Reference, GC28-0646. Since the command descriptions are brief and only the syntax is presented, the user should have an understanding of the TSO commands and of using a terminal.

Card, 12 sides  
//39//5752

## GX28-0684

OS AND OS/VS SMP REFERENCE SUMMARY - PROG. NO. 3605-DN-611 AND VS COMPONENT NOS. 5741-SC1-30, 5742-SC1-30

This reference card provides information about the System Modification Program (SMP). This information is intended for use by IBM personnel and system programmers responsible for changing and redesigning the installation's operating system.

This card contains formats and descriptions of the SMP control statements, the update control language (UCL) statements, and the modification format control statements. It also has an SMP data set requirements chart plus sample JCL statements for the SMP data sets.

Reference Summary, 14 pages  
//37//5741,5752

## GX28-0690

OS/VS DSS COMMAND LANGUAGE REFERENCE SUMMARY CARD

This reference card summarizes Dynamic Support System command syntax, the purposes of DSS commands, the uses of DSS keyword operands, and the use of the RESTART key. The card is intended for maintenance personnel who are authorized to use DSS and have read OS/VS Dynamic Support System, GC28-0640.

Reference Card  
//37//5741,5752



- GX28-1464  
COBOL CODING FORM  
This form is used for COBOL coding.  
Form, 8-1/2 x 11, one side, one sheet  
NOT AVAILABLE UNDER SLSS
- GX28-1520  
IBM REFERENCE CARD - COBOL  
This reference card is used for COBOL.  
Reference Card, 7-1/2 x 3-1/4, 2 folds  
360,370//24/OS,OTSO,OSAP,CALL//
- GX28-6384  
IBM FORTRAN IV REFERENCE CARD  
This reference card contains FORTRAN IV information for IBM 1130 System and IBM 1800 System (1130/1800), IBM System/3, IBM System/360 Disk Operating System (DOS), IBM System/360 Operating System (G, H, G1, H Extended, and Code and Go), IBM System/360 Time Sharing System (TSS/360), IBM Call/360-OS (CALL/360), American National Standard FORTRAN, X3.9-1966, and American National Standard Basic FORTRAN, X3.10-1966. This card is intended to be used as a secondary reference. The basic program documentation is the authoritative source and will be the first to reflect any changes and improvements to the FORTRAN IV language.  
Fanfold Card, 8 panels, 3-3/4 x 8-1/2 folded size  
3,1130,1800,360,370//25//
- SX28-6385  
SYSTEM/370 VS BASIC (TSO REFERENCE SUMMARY)  
PROG. NO. 5748-XX1  
This is a digest of the VS BASIC language and the requirements for its use under the TSO system. It assumes the reader is familiar with the language and system details described in System/370 VS BASIC Language, Order No. GC28-8303, and System/370 BASIC TSO Terminal User's Guide, Order No. SC28-8304, respectively.  
Reference Summary, 14 panels  
/////5748-XX1
- GX28-6506  
IBM SYSTEM/360 BASIC ASSEMBLER SHORT CODING FORM  
This form is designed to assist programmers in coding programs in the IBM System/360 special support basic assembler language, as described in (GC28-6503)  
Padded Form, 25 to a Pad, 8-1/2 x 11  
NOT AVAILABLE UNDER SLSS
- GX28-6507  
IBM SYSTEM/360 BASIC ASSEMBLER LONG CODING FORM  
This form is designed to assist programmers in coding programs in the IBM System/360 special support basic assembler language, as described in (GC28-6503)  
Padded Forms, 25 to a Pad  
NOT AVAILABLE UNDER SLSS
- GX28-6509  
IBM SYSTEM/360 ASSEMBLER CODING FORM  
Coding form for entry of source data to be keypunched for Assembler programs.  
Padded Form, 25 sheets, 8 1/2 x 14, one side  
NOT AVAILABLE UNDER SLSS
- SX28-6813  
IBM SYSTEM/360 OS/DOS ITF: PLI REFERENCE CARD  
PROGRAM NUMBERS 5734-RC1, 5736-RC1  
A 12-page folder containing the keys to symbols in formats, system information and ITF:PL/I Language.  
Program Product Reference Card  
/////5734-RC1,5736-RC1
- SX28-6814  
IBM SYSTEM/360 OS/DOS ITF: BASIC, REFERENCE CARD, PROG. NOS. 5734-RC3 AND 5736-RC2  
Reference card containing information on system and ITF: BASIC.  
Reference Card  
/////5734-RC2,5734-RC4
- GX28-7327  
FORTAN CODING FORM  
This is a form for coding FORTRAN statements.  
Padded Form, 8 1/2 x 14, one side, 25 sheets  
NOT AVAILABLE UNDER SLSS
- SX28-8193  
IBM FORTRAN INTERACTIVE DEBUG FOR OS (TSO) AND VM/370 (CMS) REFERENCE CARD - PROGRAM NUMBER 5734-FO5  
This reference card contains:  
Notation conventions for TESTFORT Subcommands. Instructions for compiling a program for FORTRAN Interactive debug. Requirements for programs used as input to TESTFORT. Instructions for invoking TESTFORT under CMS or TSO. TESTFORT subcommands and their formats.  
Reference Summary, 12 panels, fanfold  
/////5734-FO5
- SX28-8194  
IBM OS COBOL INTERACTIVE DEBUG REFERENCE CARD - PROGRAM PRODUCT 5734-CB4  
This card contains reference information for using COBOL Interactive Debug.  
Card, 12 pages  
/////5734-CB4
- GX28-8195  
IBM GUIDE TO AMERICAN NATIONAL STANDARD COBOL REFERENCE CARD  
This reference summary provides a condensed version of essential information concerning American National Standard COBOL Program Products: DOS Subset, DOS Full, OS Full versions 3 and 4, System/3, 1130, TSO Prompter, and Interactive Debug. For each, it includes operation system core requirements for compiler, data set compatibility, device support, program number, monthly fee, debugging aids, availability, particular audience, documentation numbers and other important details.  
Fanfold card, five panels, pocket size  
SLSS - ORDER NO. SUBSCRIPTION ONLY
- SX33-6001  
DISK OPERATING SYSTEM/360 REFERENCE CARD PL/I OPTIMIZING COMPILER KEYWORDS  
This reference card contains information to readily assist the user of the DOS PL/I Optimizing Compiler. Keywords, their use and examples are included. The information is extracted from the IBM System/360 Disk Operating System PL/I Optimizing Compiler Language Reference Manual, Order Number SC33-0005.  
Reference Card  
/////5734-PL1
- SX33-6002  
OS PL/I CHECKOUT AND OPTIMIZING COMPILERS: KEYWORDS REFERENCE SUMMARY, PROG. NOS. 5734-PL1, -PL2, -PL3  
Contains a full list of the PL/I keywords implemented by the OS PL/I checkout and optimizing compilers. The keywords are arranged in alphabetical order and each has a Brief Description of its use.  
Reference Card, 16 sides  
/////5734-PL1,5734-PL2,5734-PL3
- SX33-6005  
OS PL/I CHECKOUT AND OPTIMIZING COMPILERS: TERMINAL COMMANDS AND COMPILER OPTIONS REFERENCE SUMMARY-PROG. NOS. 5734-PL1, PL2, PL3  
Contains the CMS (Conversational Monitor System) and TSO (Time Sharing Option) commands and subcommands most likely to be used by a PL/I programmer when using the OS PL/I checkout and optimizing compilers in conversational mode. It also contains a full list of the options applicable to both compilers. The commands, subcommands, and options are arranged in alphabetical order, and each has a brief description of its use, and in the case of the commands and subcommands, examples.  
Reference Summary (Card), 3-5/8 x 8-1/2, 10 slides  
/////5734-PL1,5734-PL2,5734-PL3
- SX33-8001  
OS/VS SORT/MERGE REFERENCE SUMMARY PROG. PROD. 5740-SM1  
Provides a summary of the information needed to prepare program and job control statements for the OS/VS Sort/Merge program product. The information is summarized from the Programmer's Guide, SC33-4035 which is the authoritative source.  
Fanfold card  
/////5740-SM1
- GX33-9004  
SYSTEM/370 DOS/VS POWER AND POWER RJE COMPONENT NO. 5745-SC-PWR REFERENCE SUMMARY  
Intended as quick reference for programmers and operators using POWER and/or POWER RJE. Shows the formats and summarizes the functions of all POWER JECL statements and of all POWER and POWER RJE commands.  
Reference card, 12 panels, 3-5/8 x 8-1/2  
//38//5745
- GX35-5001  
IBM SYSTEM/360/370 REFERENCE DATA 2401-2404, 2415, 2420, AND 3420 MAGNETIC TAPE UNITS  
This pocket-size reference card assists in estimating tape processing times and block capacities per full reel for all IBM tape systems currently in production. This card obsoletes X22-6837.  
Reference Card, 5 folds; pocket size  
360,370//05//2401,2404,2415,2420,3420/
- GX38-0227  
OPERATOR'S LIBRARY: OS/VS2 (JES2) COMMAND LANGUAGE REFERENCE SUMMARY  
This reference card shows the syntax of operator commands for a system console operator running a System/370 under OS/VS2 with JES2. Before using this card, the reader must be familiar with Operator's Library: OS/VS2 Reference (JES2), GC38-0210.  
Reference Card

//40///5752

Microfiche  
SLSS - ORDER NO. SUBSCRIPTION ONLY

LYBO-0626

APL/360 - DOS ASSEMBLY LISTINGS,  
PROGRAM NUMBER 5736-XM6, FEATURE CODE 8065,  
FE SERVICE NUMBER 200157  
This set of microfiche cards contains the assembly listings of the APL/360 - DOS Program.  
Microfiche  
SLSS - ORDER NO. SUBSCRIPTION ONLY

LYBO-0864

GENERALIZED INFORMATION SYSTEM VERSION 2 (GIS/2) BASIC  
RETRIEVAL SYSTEM MICROFICHE - PROGRAM NUMBER 5734-XX1  
One microfiche listing of this licensed program is available from Mechanicsburg to each licensee under the licensing agreement. This listing is also available to IBMers on a need-to-know basis.  
Microfiche  
SLSS - ORDER NO. SUBSCRIPTION ONLY

LYBO-0631

INFORMATION MANAGEMENT SYSTEM (IMS/360) VERS. 2  
DATA BASE LISTINGS, VOL. 3, PROG. PROD. 5734-XX6  
MAINTENANCE RELEASE OF IMS/360 TO 2.4.1  
One microfiche listing of this licensed program is available from Mechanicsburg to each licensee under the licensing agreement. This listing is also available to IBMers on a need-to-know basis.  
Microfiche  
SLSS - ORDER NO. SUBSCRIPTION ONLY

LYBO-0865

GENERALIZED INFORMATION SYSTEM VERSION 2 (GIS/2) ARITHMETIC  
STATEMENT FEATURE MICROFICHE - PROGRAM NUMBER 5734-XX1  
One microfiche listing of this licensed program is available from Mechanicsburg to each licensee under the licensing agreement. This listing is also available to IBMers on a need-to-know basis.  
Microfiche  
SLSS - ORDER NO. SUBSCRIPTION ONLY

LYBO-0632

INFORMATION MANAGEMENT SYSTEM/360, VERSION 2, VOLUME 4,  
DATA COMMUNICATION LISTINGS, MICROFICHE  
PROG. PROD. 5734-XX6, FEATURE CODE 8083  
MAINTENANCE RELEASE OF IMS/360 TO 2.4.1  
One microfiche listing of this licensed program is available from Mechanicsburg to each licensee under the licensing agreement. This listing is also available to IBMers on a need-to-know basis.  
Microfiche  
SLSS - ORDER NO. SUBSCRIPTION ONLY

LYBO-0866

GENERALIZED INFORMATION SYSTEM VERSION 2 (GIS/2)  
TELEPROCESSING SUPPORT FEATURE MICROFICHE - PROGRAM NUMBER  
5734-XX1  
One microfiche listing of this licensed program is available from Mechanicsburg to each licensee under the licensing agreement. This listing is also available to IBMers on a need-to-know basis.  
Microfiche  
SLSS - ORDER NO. SUBSCRIPTION ONLY

LYBO-0724

CUSTOMER INFORMATION CONTROL SYSTEM/DOS - ENTRY (CICS/DOS-  
ENTRY) LISTINGS, PROG. PROD. 5736-XX6  
One microfiche listing of this licensed program is available from Mechanicsburg to each licensee under the licensing agreement. This listing is also available to IBMers on a need-to-know basis.  
Microfiche  
SLSS - ORDER NO. SUBSCRIPTION ONLY

LYBO-0867

GENERALIZED INFORMATION SYSTEM VERSION 2 (GIS/2) CONTROL  
STATEMENT FEATURE MICROFICHE - PROGRAM NUMBER 5734-XX1  
One microfiche listing of this licensed program is available from Mechanicsburg to each licensee under the licensing agreement. This listing is also available to IBMers on a need-to-know basis.  
Microfiche  
SLSS - ORDER NO. SUBSCRIPTION ONLY

LYBO-0735

CUSTOMER INFORMATION CONTROL SYSTEM/DOS STANDARD (CICS/DOS-  
STANDARD) LISTINGS, PROG. PROD. 5736-XX7  
One microfiche listing of this licensed program is available from Mechanicsburg to each licensee under the licensing agreement. This listing is also available to IBMers on a need-to-know basis.  
Microfiche  
SLSS - ORDER NO. SUBSCRIPTION ONLY

LYBO-0868

GENERALIZED INFORMATION SYSTEM VERSION 2 (GIS/2) PROCESSING  
STATEMENT FEATURE MICROFICHE - PROGRAM NUMBER 5734-XX1  
One microfiche listing of this licensed program is available from Mechanicsburg to each licensee under the licensing agreement. This listing is also available to IBMers on a need-to-know basis.  
Microfiche  
SLSS - ORDER NO. SUBSCRIPTION ONLY

LYBO-0781

CUSTOMER INFORMATION CONTROL SYSTEM/OPERATING SYSTEM  
STANDARD (CICS/OS-STANDARD) VERSION 2 PROGRAM LISTINGS  
MICROFICHE - PROGRAM NUMBER 5734-XX7  
This microfiche publication contains the assembly listings for Version 2 of the CICS/OS - Standard Program.  
Microfiche  
SLSS - ORDER NO. SUBSCRIPTION ONLY

LYBO-0869

GENERALIZED INFORMATION SYSTEM VERSION 2 (GIS/2) FORMAL  
REPORT FEATURE MICROFICHE - PROGRAM NUMBER 5734-XX1  
One microfiche listing of this licensed program is available from Mechanicsburg to each licensee under the licensing agreement. This listing is also available to IBMers on a need-to-know basis.  
Microfiche  
SLSS - ORDER NO. SUBSCRIPTION ONLY

LYBO-0834

INTERACTIVE QUERY FEATURE (IQF) TO IMS/360: MICROFICHE  
LISTINGS - PROGRAM NUMBER 5734-XX6  
Maintenance Release of IMS/360 TO 2.4.6  
One microfiche listing of this licensed program is available from Mechanicsburg to each licensee under the licensing agreement.  
This listing is also available to IBMers on a need-to-know basis.  
Microfiche  
SLSS - ORDER NO. SUBSCRIPTION ONLY

LYBO-0870

GENERALIZED INFORMATION SYSTEM VERSION 2 (GIS/2)  
HIERARCHICAL FILE SUPPORT FEATURE MICROFICHE - PROGRAM  
NUMBER 5734-XX1  
One microfiche listing of this licensed program is available from Mechanicsburg to each licensee under the licensing agreement. This listing is also available to IBMers on a need-to-know basis.  
Microfiche  
SLSS - ORDER NO. SUBSCRIPTION ONLY

LYBO-0839

DATA LANGUAGE/I DOS/VS LISTING - PROG. NO. 5746-XX1  
One microfiche listing of this licensed program is available from Mechanicsburg to each licensee under the licensing agreement. This listing is also available to IBMers on a need-to-know basis.  
Microfiche  
SLSS - ORDER NO. SUBSCRIPTION ONLY

LYBO-0871

GENERALIZED INFORMATION SYSTEM VERSION 2 (GIS/2) UPDATE AND  
CREATE FEATURE MICROFICHE - PROGRAM NUMBER 5734-XX1  
One microfiche listing of this licensed program is available from Mechanicsburg to each licensee under the licensing agreement. This listing is also available to IBMers on a need-to-know basis.  
Microfiche  
SLSS - ORDER NO. SUBSCRIPTION ONLY

GYBO-0854

IBM S/360, 370 ASYMMETRIC MULTIPROCESSING SYSTEM  
(ASP VERSION 3): LISTINGS MICROFICHE  
PROGRAM NUMBER 360A-CX-15X  
No abstract available.  
Microfiche  
SLSS - ORDER NO. SUBSCRIPTION ONLY

LYBO-0872

GENERALIZED INFORMATION SYSTEM VERSION 2 (GIS/2) UTILITY  
FEATURE MICROFICHE - PROGRAM NUMBER 5734-XX1  
One microfiche listing of this licensed program is available from Mechanicsburg to each licensee under the licensing agreement. This listing is also available to IBMers on a need-to-know basis.  
Microfiche  
SLSS - ORDER NO. SUBSCRIPTION ONLY

GYBO-0856

S/370 HASP II VERSION 4 MICROFICHE - PROGRAM NUMBER  
370H-TX-001  
Contains SCP program listings for OS/VS1 and/or OS/VS2 as specified in the title.

LYBO-0873

GENERALIZED INFORMATION SYSTEM VERSION 2 (GIS/2) EDIT AND ENCODE FEATURE MICROFICHE - PROGRAM NUMBER 5734-XX1  
One microfiche listing of this licensed program is available from Mechanicsburg to each licensee under the licensing agreement. This listing is also available to IBMers on a need-to-know basis.  
Microfiche  
SLSS - ORDER NO. SUBSCRIPTION ONLY

LYBO-0874

GENERALIZED INFORMATION SYSTEM VERSION 2 (GIS/2) FILE MODIFY FEATURE MICROFICHE - PROGRAM NUMBER 5734-XX1  
One microfiche listing of this licensed program is available from Mechanicsburg to each licensee under the licensing agreement. This listing is also available to IBMers on a need-to-know basis.  
Microfiche  
SLSS - ORDER NO. SUBSCRIPTION ONLY

LYBO-0875

GENERALIZED INFORMATION SYSTEM VERSION 2 (GIS/2) DATA LANGUAGE/1 QUERY SUPPORT FEATURE MICROFICHE - PROGRAM NUMBER 5734-XX1  
One microfiche listing of this licensed program is available from Mechanicsburg to each licensee under the licensing agreement. This listing is also available to IBMers on a need-to-know basis.  
Microfiche  
SLSS - ORDER NO. SUBSCRIPTION ONLY

LYBO-0876

GENERALIZED INFORMATION SYSTEM VERSION 2 (GIS/2) EXTENDED MULTI-FILE SUPPORT FEATURE MICROFICHE - PROGRAM NUMBER 5734-XX1  
One microfiche listing of this licensed program is available from Mechanicsburg to each licensee under the licensing agreement. This listing is also available to IBMers on a need-to-know basis.  
Microfiche  
SLSS - ORDER NO. SUBSCRIPTION ONLY

SYBO-0900

IBM VM/370: CP MICROFICHE - PROGRAM NUMBER 5749-010  
This publication is the microfiche of the VM/370 Control Program. It is divided into four sections:  
1. The table of contents and index  
2. The assembler listings of the Control Program modules  
3. The label cross reference for CP  
4. The PTFs  
For convenience, OS/VS1 EREP Assembler Listings are also included.  
Microfiche  
SLSS - ORDER NO. SUBSCRIPTION ONLY

SYBO-0901

IBM VM/370: CMS MICROFICHE - PROGRAM NUMBER 5749-010  
This publication is the VM/370 CMS microfiche. It is divided into six sections:  
1. The Table of Contents and Index  
2. The Assembler Listings of the CMS Modules  
3. The Assembler Listings of the System Assembler  
4. The Assembler Listings of VM/370 BASIC  
5. The Label Cross-reference for CMS  
6. The PTFs  
Microfiche  
SLSS - ORDER NO. SUBSCRIPTION ONLY

LYBO-2010

A PROGRAMMING LANGUAGE SHARED VARIABLE LISTINGS (APLSV) PRQ 5799-AJF  
One microfiche listing of this licensed program is available from Mechanicsburg to each licensee under the licensing agreement. This listing is also available to IBMers on a need-to-know basis.  
Microfiche  
SLSS - ORDER NO. SUBSCRIPTION ONLY

LYBO-2046

FASTER LANGUAGE FACILITY VERSION 1.0 (FLF/CICS/VS): LISTINGS PROG. NOS. 5740-XX1 (OS), 5746-XX3 (DOS)  
This Microfiche Publication contains the listings for the FLF/CICS/VS Program.  
Microfiche  
SLSS - ORDER NO. SUBSCRIPTION ONLY

LYBO-8008

CUSTOMER INFORMATION CONTROL SYSTEM/VIRTUAL STORAGE (CICS/VS) LISTINGS (OS) PROG. PROD. 5740-XX1  
One microfiche listing of this licensed program is available from Mechanicsburg to each licensee under the licensing agreement. This listing is also available to IBMers on a need-to-know basis.  
Microfiche  
SLSS - ORDER NO. SUBSCRIPTION ONLY

LYBO-8009

CUSTOMER INFORMATION CONTROL SYSTEM/VIRTUAL STORAGE (CICS/VS) LISTINGS (DOS) PROG. PROD. 5746-XX3  
Customer Information Control System - DOS/VS title.  
Microfiche  
SLSS - ORDER NO. SUBSCRIPTION ONLY

LYBO-8016

INFORMATION MANAGEMENT SYSTEM/VIRTUAL STORAGE (IMS/VS) DATA BASE LISTINGS - SYSTEM MANUAL VOL III  
PROG. PROD. 5740-XX2  
One microfiche listing of this licensed program is available from Mechanicsburg to each licensee under the licensing agreement. This listing is also available to IBMers on a need-to-know basis.  
Microfiche  
SLSS - ORDER NO. SUBSCRIPTION ONLY

LYBO-8017

INFORMATION MANAGEMENT SYSTEM/VS (IMS/VS) DATA COMMUNICATION LISTINGS FEATURE SYSTEM MANUAL VOL. IV  
PROG. PROD. 5740-XX2  
One microfiche listing of this licensed program is available from Mechanicsburg to each licensee under the licensing agreement. This listing is also available to IBMers on a need-to-know basis.  
Microfiche  
SLSS - ORDER NO. SUBSCRIPTION ONLY

LYBO-8018

INFORMATION MANAGEMENT SYSTEM/VS (IMS/VS) INTERACTIVE QUERY FACILITY (IQF) SYSTEM MANUAL VOL. VI - PROG. PROD. 5740-XX2  
One microfiche listing of this licensed program is available from Mechanicsburg to each licensee under the licensing agreement. This listing is also available to IBMers on a need-to-know basis.  
Microfiche  
SLSS - ORDER NO. SUBSCRIPTION ONLY

LYBO-8023

GENERALIZED INFORMATION SYSTEM/VIRTUAL STORAGE (GIS/VS) LISTINGS FOR BASIC QUERY FEATURE PROG. PROD. 5740-XX7  
This microfiche publication contains the assembly listings for the Basic Query Feature of the GIS/VS.  
Microfiche  
SLSS - ORDER NO. SUBSCRIPTION ONLY

LYBO-8024

GENERALIZED INFORMATION SYSTEM/VIRTUAL STORAGE (GIS/VS) LISTINGS FOR ADVANCED QUERY FEATURE PROG. PROD. 5740-XX7  
This microfiche publications contains the assembly listings for the Advanced Query Feature of GIS/VS.  
Microfiche  
SLSS - ORDER NO. SUBSCRIPTION ONLY

LYBO-8025

GENERALIZED INFORMATION SYSTEM/VIRTUAL STORAGE (GIS/VS) LISTINGS FOR MODIFY FEATURE PROG. PROD. 5740-XX7  
This microfiche publication contains the assembly listings for the Modify feature of GIS/VS.  
Microfiche  
SLSS - ORDER NO. SUBSCRIPTION ONLY

LYBO-8026

GENERALIZED INFORMATION SYSTEM/VIRTUAL STORAGE (GIS/VS) LISTINGS FOR THE UPDATE/CREATE FEATURE PROG. NO. 5740-XX7  
This microfiche publication contains the assembly listings for the Update/Create Feature of GIS/VS.  
Microfiche  
SLSS - ORDER NO. SUBSCRIPTION ONLY

GYBO-8501

MICROFICHE FOR IBM SYSTEM/370 DISTRIBUTED SYSTEM - PROGRAM NUMBER 360A-TX-032  
Program assembly listings for all source modules excluding macros.  
Microfiche  
SLSS - ORDER NO. SUBSCRIPTION ONLY

LYB1-0450

S/360 DOS RPG II COMPILER, LISTINGS, PROG. PROD. 5736-RG1  
One microfiche listing of this licensed program is available from Mechanicsburg to each licensee under the licensing agreement. This listing is also available to IBMers on a need-to-know basis.  
Microfiche  
SLSS - ORDER NO. SUBSCRIPTION ONLY

SYCO-9000

IBM VM/370 RSCS LISTINGS, PROGRAM NO. 5749-010  
This publication is for the VM/370 Remote Spooling Communication Subsystem, (RSCS), Microfiche Program Listings. Contains SCP program listings for VM/370 as specified in the title.  
Microfiche

SLSS - ORDER NO. SUBSCRIPTION ONLY

## LYC7-0901

DOS 01-0 SORT/MERGE LISTINGS - PROGRAM PRODUCT 5743-SM1  
The microfiche cards contain program listings of all the modules of DOS Sort/Merge, 5734-SM1. The program itself includes all functions, facilities and options of the 5736-SM1 Program Product and The Type 1 360N-SM-483 Sort/Merge program such as ASCII support and support of the COBOL Sort Verb besides the following: (a) support of the 3330 DASF and the 3400-series tape devices for input, output and work data sets, (b) reduction in main storage requirements from 22K to 10K when sorting on 2314/2319 DASF. Allow sorting in 10K for all DASD and DASF supported (c). Increased security through an option to erase work data sets (except 2400-series tape devices (d) a facility to specify and programmer logical unit number for input, output, and work data sets.  
Microfiche  
SLSS - ORDER NO. SUBSCRIPTION ONLY

## LYC7-0903

DOS/VS SORT/MERGE 1.0 LISTING - PROGRAM PRODUCT 5746-SM1  
This set of microfiche cards contains program listings of all the modules of DOS/VS SORT/MERGE, 5746-SM1. Together with the program logic manual for DOS/VS SORT/MERGE Order No. LY33-3038, they are intended for use by field engineering in support of the program.  
Microfiche  
SLSS - ORDER NO. SUBSCRIPTION ONLY

## LYC7-0904

OS/VS SORT/MERGE, LISTING - PROG. PROD. 5740-SM1  
The microfiche cards contain program listings of all modules of OS/VS Sort/Merge, 5740-XM1. Together with the by PTF 5740-SM1-F-0010. Together with the program logic manual for OS/VS Sort/Merge, Order No. LY33-8042, they are intended for use by field engineering in support of the program.  
Microfiche  
SLSS - ORDER NO. SUBSCRIPTION ONLY

## SYC7-1117

SYSTEM/370 OS MULTIFONT PREPROCESSOR SUPPORT LISTINGS  
PROGRAM NUMBER 360A-TX-031  
System/370 OS Preprocessor Support assembly listings.  
Microfiche  
SLSS - ORDER NO. SUBSCRIPTION ONLY

## SYC7-1118

SYSTEM/370 OS/VS MULTIFONT PREPROCESSOR SUPPORT LISTINGS  
PROGRAM NUMBER 5744-AE1  
System/370 OS/VS Preprocessor Support assembly listings.  
Microfiche  
SLSS - ORDER NO. SUBSCRIPTION ONLY

## SYC7-1119

SYSTEM/370 DOS MULTIFONT PREPROCESSOR SUPPORT LISTINGS  
PROGRAM NUMBER 360A-TX-031  
System/370 DOS Preprocessor Support assembly listings.  
Microfiche  
SLSS - ORDER NO. SUBSCRIPTION ONLY

## SYC7-1120

SYSTEM/370 DOS/VS PREPROCESSOR SUPPORT LISTINGS - PROGRAM  
NUMBER 5747-AA1  
System/370 DOS/VS Preprocessor Support assembly listings.  
Microfiche  
SLSS - ORDER NO. SUBSCRIPTION ONLY

## LYC7-1317

IBM DISK OPERATING SYSTEM REPORT PROGRAM GENERATOR II  
AUTO REPORT FEATURE - PROGRAM LISTINGS - PROGRAM NUMBER  
5736-RG1  
Contains Type I DOS program listings as specified in the title.  
Microfiche  
SLSS - ORDER NO. SUBSCRIPTION ONLY

## GYC7-1900

S/370 DISK OPERATING SYSTEM ASSEMBLER D ASSEMBLY LISTINGS  
PROGRAM NUMBER 370N-AS-465  
Contains Type I DOS program listings as specified in the title.  
Microfiche  
SLSS - ORDER NO. SUBSCRIPTION ONLY

## GYC7-1901

SYSTEM/370 DISK OPERATING SYSTEM MICROFICHE ASSEMBLY  
LISTINGS - SYSTEM CONTROL/BASIC IOCS - PROGRAM  
NUMBER 370N-CL-453  
Contains Type I DOS program listings as specified in the title.  
Microfiche  
SLSS - ORDER NO. SUBSCRIPTION ONLY

## GYC7-1902

DOS 27.1 DIRECT ACCESS METHOD, ASSEMBLY LISTINGS,  
PROG. NO. 370N-IO-454  
Contains Type I DOS program listings as specified in the title.  
Microfiche  
SLSS - ORDER NO. SUBSCRIPTION ONLY

## GYC7-1903

DOS 27 SEQUENTIAL DISK IOCS MICROFICHE LISTINGS - PROGRAM  
NUMBER 370N-IO-455  
Contains Type I DOS program listings as specified in the title.  
Microfiche deck  
SLSS - ORDER NO. SUBSCRIPTION ONLY

## GYC7-1904

DOS 27 MAGNETIC TAPE IOCS MICROFICHE LISTINGS - PROGRAM  
NUMBER 370N-IO-456  
Contains Type I DOS program listings as specified in the title.  
Microfiche deck  
SLSS - ORDER NO. SUBSCRIPTION ONLY

## GYC7-1905

DOS 27 ISFMS MICROFICHE LISTING - PROGRAM NUMBER 370N-IO-457  
Contains Type I DOS program listings as specified in the title.  
Microfiche deck  
SLSS - ORDER NO. SUBSCRIPTION ONLY

## GYC7-1906

DOS-27 PAPER TAPE IOCS - MICROFICHE LISTINGS  
PROGRAM NUMBER 360N-IO-458  
These microfiche cards contain listings of program mentioned in title.  
Microfiche  
SLSS - ORDER NO. SUBSCRIPTION ONLY

## GYC7-1907

DOS 27 SYSTEM UTILITY PROGRAMS, 370N-UT-491 MICROFICHE  
LISTING  
Contains Type I DOS program listings as specified in the title.  
Microfiche  
SLSS - ORDER NO. SUBSCRIPTION ONLY

## GYC7-1908

S/370 DISK OPERATING SYSTEM ENVIRONMENTAL RECORDING AND  
EDITING PROGRAM 370N-UT-492  
Contains Type I DOS program listings as specified in the title.  
Microfiche, 3 cards  
SLSS - ORDER NO. SUBSCRIPTION ONLY

## GYC7-1909

S/370 DISK OPERATING SYSTEM BASIC TELECOMMUNICATIONS ACCESS  
METHOD ASSEMBLY LISTINGS, PROGRAM NUMBER 370N-CQ-469  
Contains Type I DOS program listings as specified in the title.  
Microfiche, 9 cards  
SLSS - ORDER NO. SUBSCRIPTION ONLY

## GYC7-1910

S/370 DISK OPERATING SYSTEM QUEUED TELECOMMUNICATIONS ACCESS  
METHOD ASSEMBLY LISTINGS, PROGRAM NUMBER 370N-CQ-470  
Contains Type I DOS program listings as specified in the title.  
Microfiche  
SLSS - ORDER NO. SUBSCRIPTION ONLY

## GYC7-1911

SYSTEM/370 DISK OPERATING SYSTEM MICROFICHE ASSEMBLY  
LISTINGS 3735 TERMINAL SUPPORT - PROGRAM NUMBER 370N-CQ-493  
Microfiche assembly listings of System/370 Disk Operating System, Release 27 3735 Terminal Support, 370N-CQ-493.  
Microfiche  
SLSS - ORDER NO. SUBSCRIPTION ONLY

## GYC7-1912

SYSTEM/370 DISK OPERATING SYSTEM MICROFICHE ASSEMBLY  
LISTINGS OLTEP - PROGRAM NUMBER 370N-DN-481  
Microfiche assembly listings of System/370 Disk Operating System, Release 27 OLTEP, 370N-DN-481.  
Microfiche  
SLSS - ORDER NO. SUBSCRIPTION ONLY

## GYC7-1913

S/370 DISK OPERATING SYSTEM SYSTEM/370 EMULATOR ASSEMBLY  
LISTINGS - PROGRAM NUMBER 370N-EU-490  
Contains Type I DOS program listings as specified in the title.  
Microfiche, 10 cards  
SLSS - ORDER NO. SUBSCRIPTION ONLY

- GYC7-1914  
SYSTEM/370 DISK OPERATING SYSTEM MICROFICHE ASSEMBLY LISTINGS COMPILER I/O MODULES - PROGRAM NUMBER 370N-IO-476  
 Contains Type I DOS program listings as specified in the title.  
 Microfiche, 44 cards  
 SLSS - ORDER NO. SUBSCRIPTION ONLY
- GYC7-1915  
S/370 DISK OPERATING SYSTEM MAGNETIC CHARACTER READER IOCS 370N-IO-477  
 Contains Type I DOS program listings as specified in the title.  
 Microfiche  
 SLSS - ORDER NO. SUBSCRIPTION ONLY
- GYC7-1916  
S/370 DISK OPERATING SYSTEM OPTICAL CHARACTER READER IOCS ASSEMBLY LISTINGS - PROGRAM NUMBER 370N-IO-478  
 Contains Type I DOS program listings as specified in the title.  
 Microfiche, 1 card  
 SLSS - ORDER NO. SUBSCRIPTION ONLY
- GYC7-1917  
SYSTEM/370 DISK OPERATING SYSTEM MICROFICHE ASSEMBLY LISTINGS MICROFICHE INDEX  
 Microfiche Index Release 27 of DOS/370.  
 Microfiche  
 SLSS - ORDER NO. SUBSCRIPTION ONLY
- GYC7-1918  
DOS 27 ASSEMBLER F - MICROFICHE LISTING PROGRAM NUMBER 360N-AS-466  
 This document contains Type I OS program listings and DOS/OS PTF listings.  
 Microfiche  
 SLSS - ORDER NO. SUBSCRIPTION ONLY
- GYC7-1919  
DOS 27 COBOL D - MICROFICHE LISTING PROGRAM NUMBER 360N-CB-452  
 This document contains Type I OS program listings and DOS/OS PTF listings.  
 Microfiche  
 SLSS - ORDER NO. SUBSCRIPTION ONLY
- GYC7-1920  
DOS 27 ANS COBOL - MICROFICHE LISTING PROGRAM NUMBER 360N-CB-482  
 This document contains Type I OS program listings and DOS/OS PTF listings.  
 Microfiche  
 SLSS - ORDER NO. SUBSCRIPTION ONLY
- GYC7-1921  
S/370 DISK OPERATING SYSTEM LANGUAGE CONVERSION PROGRAM ASSEMBLY LISTINGS, PROGRAM NUMBER 360N-CV-489  
 Contains Type I DOS program listings as specified in the title.  
 Microfiche  
 SLSS - ORDER NO. SUBSCRIPTION ONLY
- GYC7-1922  
S/370 DISK OPERATING SYSTEM FORTRAN IV ASSEMBLY LISTINGS - PROGRAM NO. 360N-FO-479  
 Contains Type I DOS program listings as specified in the title.  
 Microfiche  
 SLSS - ORDER NO. SUBSCRIPTION ONLY
- GYC7-1923  
DOS 27 FORTRAN LIBRARY SUB PROGRAM MICROFICHE LISTINGS PROGRAM NUMBER 360N-LM-480  
 This document contains Type I OS program listings and DOS/OS PTF listings.  
 Microfiche  
 SLSS - ORDER NO. SUBSCRIPTION ONLY
- GYC7-1924  
S/370 DISK OPERATING SYSTEM PL/1 ASSEMBLY LISTINGS, PROGRAM NUMBER 360N-PL-464  
 Contains Type I DOS program listings as specified in the title.  
 Microfiche  
 SLSS - ORDER NO. SUBSCRIPTION ONLY
- GYC7-1925  
DOS 27 DISK SORT/MERGE-MICROFICHE LISTINGS - PROGRAM NUMBER 360N-SM-450  
 This document contains Type I OS program listings and DOS/OS PTF listings.  
 Microfiche  
 SLSS - ORDER NO. SUBSCRIPTION ONLY
- GYC7-1926  
S/370 DISK OPERATING SYSTEM MODULAR SORT/MERGE ASSEMBLY LISTINGS PROGRAM NUMBER 360N-SM-483  
 Contains Type I DOS program listings as specified in the title.  
 Microfiche  
 SLSS - ORDER NO. SUBSCRIPTION ONLY
- GYC7-1927  
DOS 27 UTILITIES GROUP 1 - MICROFICHE LISTINGS - PROGRAM NUMBER 360N-UT-461  
 Contains Type I DOS program listings as specified in the title.  
 Microfiche  
 SLSS - ORDER NO. SUBSCRIPTION ONLY
- GYC7-1928  
S/370 DISK OPERATING SYSTEM GROUP 2 UTILITIES TAPE 360N-UT-462  
 Contains Type I DOS program listings as specified in the title.  
 Microfiche  
 SLSS - ORDER NO. SUBSCRIPTION ONLY
- GYC7-1930  
DOS 27.1 UTILITIES GROUP 3 MICROFICHE LISTING - PROGRAM NUMBER 360N-UT-463  
 Contains Type I DOS program listings as specified in the title.  
 Microfiche, 2 cards  
 SLSS - ORDER NO. SUBSCRIPTION ONLY
- GYC7-1931  
S/370 DISK OPERATING SYSTEM MPS UTILITY MACROS MICROFICHE ASSEMBLY LISTINGS, PROG. NO. 360N-UT-471  
 Contains Type I DOS program listings as specified in the title.  
 Microfiche - 1 card  
 SLSS - ORDER NO. SUBSCRIPTION ONLY
- SYC7-1932  
DISK OPERATING SYSTEM/VIRTUAL STORAGE ATTENTION ROUTINES LISTINGS - COMPONENT NUMBER 5745-SC-AIT  
 Contains SCP program listings for DOS/VS as specified in the title.  
 Microfiche  
 SLSS - ORDER NO. SUBSCRIPTION ONLY
- SYC7-1933  
DISK OPERATING SYSTEM/VIRTUAL STORAGE ACCESS METHOD SERVICES PROG PROD 5745-SC-AMS  
 Contains SCP program listings for DOS/VS as specified in the title.  
 Microfiche  
 SLSS - ORDER NO. SUBSCRIPTION ONLY
- SYC7-1934  
DOS/VS ASSEMBLER LISTINGS, COMPONENT NO. 5745-SC-ASM  
 Contains SCP program listings for DOS/VS as specified in the title.  
 Microfiche  
 SLSS - ORDER NO. SUBSCRIPTION ONLY
- SYC7-1935  
DISK OPERATING SYSTEM/VIRTUAL STORAGE BTAM LISTINGS COMPONENT NUMBER 5745-SC-BTM  
 Microfiche assembly listings of DOS/VS BTAM, 5745-SC-BTM.  
 Microfiche  
 SLSS - ORDER NO. SUBSCRIPTION ONLY
- SYC7-1936  
DISK OPERATING SYSTEM/VIRTUAL STORAGE CHECKPOINT/RESTART LISTINGS - COMPONENT NUMBER 5745-SC-CKR  
 Contains SCP program listings for DOS/VS as specified in the title.  
 Microfiche  
 SLSS - ORDER NO. SUBSCRIPTION ONLY
- SYC7-1937  
DISK OPERATING SYSTEM/VIRTUAL STORAGE DIRECT ACCESS METHOD LISTINGS - COMPONENT NUMBER 5745-SC-DAM  
 Contains SCP program listings for DOS/VS as specified in the title.  
 Microfiche  
 SLSS - ORDER NO. SUBSCRIPTION ONLY
- SYC7-1938  
DISK OPERATING SYSTEM/VIRTUAL STORAGE DISK ERP LISTINGS COMPONENT NUMBER 5745-SC-DKE  
 Contains SCP program listings for DOS/VS as specified in the title.  
 Microfiche  
 SLSS - ORDER NO. SUBSCRIPTION ONLY

SYC7-1939

DISK OPERATING SYSTEM/VIRTUAL STORAGE DISPLAY OPERATOR  
CONSOLE LISTINGS - COMPONENT NUMBER 5745-SC-DOC  
 Contains SCP program listings for DOS/VS as specified in the title.  
 Microfiche  
 SLSS - ORDER NO. SUBSCRIPTION ONLY

SYC7-1940

DISK OPERATING SYSTEM/VIRTUAL STORAGE SEQUENTIAL DISK IOCS  
LISTINGS - COMPONENT NUMBER 5745-SC-DSK  
 Contains SCP program listings for DOS/VS as specified in the title.  
 Microfiche  
 SLSS - ORDER NO. SUBSCRIPTION ONLY

SYC7-1941

DISK OPERATING SYSTEM/VIRTUAL STORAGE EMULATOR  
1401/1440/1460/1410/7010 LISTINGS - COMPONENT NUMBER  
5745-SC-EML  
 Contains SCP program listings for DOS/VS as specified in the title.  
 Microfiche  
 SLSS - ORDER NO. SUBSCRIPTION ONLY

SYC7-1942

DISK OPERATING SYSTEM/VIRTUAL STORAGE ERP LISTINGS  
COMPONENT NUMBER 5745-SC-ERP  
 Contains SCP program listings for DOS/VS as specified in the title.  
 Microfiche  
 SLSS - ORDER NO. SUBSCRIPTION ONLY

SYC7-1943

DISK OPERATING SYSTEM/VIRTUAL STORAGE MODEL 20 EMULATOR  
LISTINGS - COMPONENT NUMBER 5745-SC-E20  
 Contains SCP program listings for DOS/VS as specified in the title.  
 Microfiche  
 SLSS - ORDER NO. SUBSCRIPTION ONLY

SYC7-1944

DISK OPERATING SYSTEM/VIRTUAL STORAGE COMPILER I/O MODULES  
LISTINGS - COMPONENT NUMBER 5745-SC-IOM  
 Contains SCP program listings for DOS/VS as specified in the title.  
 Microfiche  
 SLSS - ORDER NO. SUBSCRIPTION ONLY

SYC7-1945

DISK OPERATING SYSTEM/VIRTUAL STORAGE IOCS AND DEVICE  
INDEPENDENCE LISTINGS - COMPONENT NUMBER 5745-SC-IOX  
 Contains SCP program listings for DOS/VS as specified in the title.  
 Microfiche  
 SLSS - ORDER NO. SUBSCRIPTION ONLY

SYC7-1946

DISK OPERATING SYSTEM/VIRTUAL STORAGE IPL AND BUFFER LOAD  
LISTINGS - COMPONENT NUMBER 5745-SC-IPL  
 Contains SCP program listings for DOS/VS as specified in the title.  
 Microfiche  
 SLSS - ORDER NO. SUBSCRIPTION ONLY

SYC7-1947

DISK OPERATING SYSTEM/VIRTUAL STORAGE ISAM LISTINGS  
COMPONENT NUMBER 5745-SC-ISM  
 Contains SCP program listings for DOS/VS as specified in the title.  
 Microfiche  
 SLSS - ORDER NO. SUBSCRIPTION ONLY

SYC7-1948

DISK OPERATING SYSTEM/VIRTUAL STORAGE JOB CONTROL LISTINGS  
COMPONENT NUMBER 5745-SC-JCL  
 Contains SCP program listings for DOS/VS as specified in the title.  
 Microfiche  
 SLSS - ORDER NO. SUBSCRIPTION ONLY

SYC7-1949

DISK OPERATING SYSTEM/VIRTUAL STORAGE LIBRARIAN LISTINGS  
COMPONENT NUMBER 5745-SC-LBR  
 Contains SCP program listings for DOS/VS as specified in the title.  
 Microfiche  
 SLSS - ORDER NO. SUBSCRIPTION ONLY

SYC7-1950

DISK OPERATING SYSTEM/VIRTUAL STORAGE LINKAGE EDITOR  
LISTINGS - COMPONENT NUMBER 5745-SC-LNK  
 Contains SCP program listings for DOS/VS as specified in the title.  
 Microfiche  
 SLSS - ORDER NO. SUBSCRIPTION ONLY

SYC7-1951

DISK OPERATING SYSTEM/VIRTUAL STORAGE MAGNETIC CHARACTER  
READER IOCS LISTINGS - COMPONENT NUMBER 5745-SC-MCR  
 Contains SCP program listings for DOS/VS as specified in the title.  
 Microfiche  
 SLSS - ORDER NO. SUBSCRIPTION ONLY

SYC7-1952

DISK OPERATING SYSTEM/VIRTUAL STORAGE OPTICAL CHARACTER  
READER IOCS LISTINGS - COMPONENT NUMBER 5745-SC-OCR  
 Contains SCP program listings for DOS/VS as specified in the title.  
 Microfiche  
 SLSS - ORDER NO. SUBSCRIPTION ONLY

SYC7-1953

DISK OPERATING SYSTEM/VIRTUAL STORAGE OLTEP LISTINGS  
COMPONENT NUMBER 5745-SC-OLT  
 Contains SCP program listings for DOS/VS as specified in the title.  
 Microfiche  
 SLSS - ORDER NO. SUBSCRIPTION ONLY

SYC7-1954

DISK OPERATING SYSTEM/VIRTUAL STORAGE PDAIDS LISTINGS  
COMPONENT NUMBER 5745-SC-PDA  
 Contains SCP program listings for DOS/VS as specified in the title.  
 Microfiche  
 SLSS - ORDER NO. SUBSCRIPTION ONLY

SYC7-1955

DISK OPERATING SYSTEM/VIRTUAL STORAGE PAPER TAPE IOCS  
LISTINGS - COMPONENT NUMBER 5745-SC-PTP  
 Contains SCP program listings for DOS/VS as specified in the title.  
 Microfiche  
 SLSS - ORDER NO. SUBSCRIPTION ONLY

SYC7-1956

DISK OPERATING SYSTEM/VIRTUAL STORAGE POWER LISTINGS  
COMPONENT NUMBER 5745-SC-PWR  
 Contains SCP program listings for DOS/VS as specified in the title.  
 Microfiche  
 SLSS - ORDER NO. SUBSCRIPTION ONLY

SYC7-1957

DISK OPERATING SYSTEM/VIRTUAL STORAGE QTM LISTINGS  
COMPONENT NUMBER 745-SC-QTM  
 Contains SCP program listings for DOS/VS as specified in the title.  
 Microfiche  
 SLSS - ORDER NO. SUBSCRIPTION ONLY

SYC7-1958

DISK OPERATING SYSTEM/VIRTUAL STORAGE RMSR LISTINGS  
COMPONENT NUMBER 5745-SC-RMS  
 Contains SCP program listings for DOS/VS as specified in the title.  
 Microfiche  
 SLSS - ORDER NO. SUBSCRIPTION ONLY

SYC7-1959

DISK OPERATING SYSTEM/VIRTUAL STORAGE SUPERVISOR LISTINGS  
COMPONENT NUMBER 5745-SC-SUP  
 Contains SCP program listings for DOS/VS as specified in the title.  
 Microfiche  
 SLSS - ORDER NO. SUBSCRIPTION ONLY

SYC7-1960

DISK OPERATING SYSTEM/VIRTUAL STORAGE MAGNETIC TAPE IOCS  
LISTINGS - COMPONENT NUMBER 5745-SC-TAP  
 Contains SCP program listings for DOS/VS as specified in the title.  
 Microfiche  
 SLSS - ORDER NO. SUBSCRIPTION ONLY

SYC7-1961

DISK OPERATING SYSTEM/VIRTUAL STORAGE TAPE ERP LISTINGS  
COMPONENT NUMBER 5745-SC-TPE  
 Contains SCP program listings for DOS/VS as specified in the title.  
 Microfiche  
 SLSS - ORDER NO. SUBSCRIPTION ONLY

SYC7-1962

DISK OPERATING SYSTEM/VIRTUAL STORAGE SYSTEM UTILITY  
PROGRAMS LISTINGS - COMPONENT NUMBER 5745-SC-UTL  
 Contains SCP program listings for DOS/VS as specified in the title.  
 Microfiche  
 SLSS - ORDER NO. SUBSCRIPTION ONLY

- SYC7-1963  
DISK OPERATING SYSTEM/VIRTUAL STORAGE VSAM LISTINGS  
COMPONENT NUMBER 5745-SC-VSM  
 Contains SCP program listings for DOS/VS as specified in the title.  
 Microfiche  
 SLSS - ORDER NO. SUBSCRIPTION ONLY
- SYC7-1964  
DISK OPERATING SYSTEM VIRTUAL STORAGE  
DOS DISTRIBUTION PROGRAM LISTINGS COMPONENT NO.  
5745-SC-DIS  
 Contains SCP program listings for DOS/VS as specified in the title.  
 Microfiche  
 SLSS - ORDER NO. SUBSCRIPTION ONLY
- SYC7-1965  
DISK OPERATING SYSTEM/VIRTUAL STORAGE MICROFICHE MASTER  
INDEX  
 Microfiche assembly listings of DOS/VS microfiche index  
 Microfiche  
 SLSS - ORDER NO. SUBSCRIPTION ONLY
- SYC7-1968  
DISK OPERATING SYSTEM/VIRTUAL STORAGE VTAM 5745-SC-VTM  
 Microfiche Assembly Listings of DOS/VS VTAM Routines,  
 5745-SC-VTM.  
 Microfiche, 417 cards  
 SLSS - ORDER NO. SUBSCRIPTION ONLY
- SYC7-1969  
DOS/VS TOLTEP  
 Microfiche assembly listings of DOS/VS TOLTEP Routines,  
 5745-SC-TLT.  
 Microfiche, 42 cards  
 SLSS - ORDER NO. SUBSCRIPTION ONLY
- SYC7-1972  
VTAM & 3600 SYSTEM INDEX  
 Microfiche Assembly - Listings Index to be used to locate individual modules and macros in the following components: 5745-SC-VTAM, 5745-SC-TLT, 5745-SC-SSS, 5745-SC-124, (i.e. Form Nos. SYC7-1968, SYC7-1969, SYC7-1970-1, SYC7-1971 1971 respectively.  
 Microfiche  
 SLSS - ORDER NO. SUBSCRIPTION ONLY
- SYC7-1976  
DISK OPERATING SYSTEM/VIRTUAL STORAGE POWER/VS 5745-SC-PWR  
 Contains SCP program listings for OS/VS1 and/or OS/VS2 as specified in the title.  
 Microfiche  
 SLSS - ORDER NO. SUBSCRIPTION ONLY
- LYC7-2101  
DOS EMULATOR VERSION 2 - LEVEL 2  
 Microfiche assembly listings of DOS Emulator under VS1 and VS2.  
 Microfiche  
 SLSS - ORDER NO. SUBSCRIPTION ONLY
- GYC7-2102  
1410/7010 OS/VS EMULATOR ON SYSTEM/370 LISTINGS, PROG. NO.  
5744-RG1  
 This document contains assembler or macro listings for all emulator modules. This document is intended for use by IBM personnel for the correction of program design errors.  
 Microfiche  
 SLSS - ORDER NO. SUBSCRIPTION ONLY
- LYC7-2300  
ASSEMBLY LISTING MICROFICHE FOR TSO DATA UTILITIES - PROGRAM  
PRODUCT 5734-UT1  
 One microfiche listing of this licensed program is available from Mechanicsburg to each licensee under the licensing agreement. This listing is also available to IBMers on a need-to-know basis.  
 Microfiche  
 SLSS - ORDER NO. SUBSCRIPTION ONLY
- LYC7-2301  
SYSTEM/360 OPERATING SYSTEM ASCII UTILITIES ASSEMBLY LISTING  
MICROFICHE - PROGRAM PRODUCT - PROGRAM NUMBER 5734-UT2  
 No abstract available.  
 Assembly Listing Microfiche  
 SLSS - ORDER NO. SUBSCRIPTION ONLY
- LYC7-2500  
SYSTEM/360 OPERATING SYSTEM PL/I CHECKOUT COMPILER  
PROGRAM LISTING - PROGRAM NUMBER 5734-PL2  
 One microfiche listing of this licensed program is available from Mechanicsburg to each licensee under the licensing agreement.  
 This listing is also available to IBMers on a need-to-know basis.
- Microfiche  
 SLSS - ORDER NO. SUBSCRIPTION ONLY
- LYC7-2501  
DISK OPERATING SYSTEM/360  
PL/I RESIDENT LIBRARY - ASSEMBLY LISTING MICROFICHE  
PROGRAM NUMBER 5736-LM4  
 Microfiche of Assembly Listings.  
 Microfiche  
 SLSS - ORDER NO. SUBSCRIPTION ONLY
- LYC7-2502  
DISK OPERATING SYSTEM/360 PL/I TRANSIENT LIBRARY  
ASSEMBLY LISTING MICROFICHE - PROGRAM NUMBER 5736-LM5  
 Microfiche of Assembly Listings.  
 Microfiche  
 SLSS - ORDER NO. SUBSCRIPTION ONLY
- LYC7-2503  
DISK OPERATING SYSTEM/360 PL/I OPTIMIZING COMPILER  
ASSEMBLY LISTING MICROFICHE - PROGRAM NUMBER 5736-PL1  
 Microfiche of Assembly Listings.  
 Microfiche  
 SLSS - ORDER NO. SUBSCRIPTION ONLY
- LYC7-2504  
SYSTEM/360 OPERATING SYSTEM PL/I RESIDENT LIBRARY  
MICROFICHE - PROGRAM NUMBER 5734-LM4  
 One microfiche listing of this licensed program is available from Mechanicsburg to each licensee under the licensing need-to-know basis.  
 Microfiche  
 SLSS-ORDER NO. SUBSCRIPTION ONLY
- LYC7-2505  
OS PL/I TRANSIENT LIBRARY - MICROFICHE, PROG. NO. 5734-LM5  
 One microfiche listing of this licensed program is available from Mechanicsburg to each licensee under the licensing agreement. This listing is also available to IBMers on a need-to-know basis.  
 Microfiche  
 SLSS-ORDER NO. SUBSCRIPTION ONLY
- LYC7-2506  
SYSTEM/360 OPERATING SYSTEM PL/I OPTIMIZING COMPILER  
MICROFICHE LISTINGS - PROGRAM NUMBER 5734-PL1  
 One microfiche listing of this licensed program is available from Mechanicsburg to each licensee under the licensing agreement. This listing is also available to IBMers on a need-to-know basis.  
 Microfiche  
 SLSS - ORDER NO. SUBSCRIPTION ONLY
- LYC7-5013  
IBM DOS/360 ITF PL/I, LISTINGS - PROG. PROD. 5736-RC1  
 This microfiche contains the assembly listings of the modules that make up the DOS ITF Release II, PL/I, program product.  
 Microfiche  
 SLSS - ORDER NO. SUBSCRIPTION ONLY
- LYC7-5014  
DOS ITF RELEASE II - SHARED ASSEMBLY LISTINGS - MICROFICHE  
 This microfiche contains the assembly listings of the modules that make up the DOS ITF Release II, SHARED, program product.  
 Microfiche  
 SLSS - ORDER NO. SUBSCRIPTION ONLY
- LYC7-5015  
DOS ITF RELEASE II - BASIC ASSEMBLY LISTINGS - MICROFICHE  
PROG. PROD. 5736-RC2  
 This microfiche contains the assembly listings of the modules that make up the DOS ITF Release II, BASIC, program product.  
 Microfiche  
 SLSS - ORDER NO. SUBSCRIPTION ONLY
- LYC7-5016  
IBM OS/360 ITF PL/I LISTINGS, PROG. PROD. 5734-RC1  
 Microfiche of program product 5734-RC1 assembly listings.  
 Microfiche  
 SLSS - ORDER NO. SUBSCRIPTION ONLY
- LYC7-5017  
IBM OS/360 ITF SHARED - PROG. PROD. 5734-RC1/RC3  
 One microfiche listing of this licensed program is available from Mechanicsburg to each licensee under the licensing agreement is also available to IBMers on a need-to-know basis.  
 AA  
 Microfiche  
 SLSS - ORDER NO. SUBSCRIPTION ONLY

- LYC7-5018  
SYSTEM/360 OPERATING SYSTEM INTERACTIVE TERMINAL FACILITY - BASIC MODULES - MICROFICHE LISTINGS - PROGRAM NUMBER 5734-RC3  
 Contains Type I OS program listings as specified in the title.  
 Microfiche  
 SLSS - ORDER NO. SUBSCRIPTION ONLY
- LYC7-5019  
IBM SYSTEM/360/370 FORTRAN IV H EXTENDED COMPILER - LISTINGS, PROG. PROD. 5734-FO3  
 Contains Type I OS program listings as specified in the title.  
 Microfiche  
 SLSS - ORDER NO. SUBSCRIPTION ONLY
- LYC7-5020  
IBM SYSTEM/360/370 FORTRAN IV LIBRARY MOD II - LISTINGS PROG. PROD. 5734-LM3  
 One microfiche listing of this licensed program is available from Mechanicsburg to each licensee under the licensing agreement. This listing is also available to IBMers on a need-to-know basis.  
 Microfiche  
 SLSS - ORDER NO. SUBSCRIPTION ONLY
- LYC7-5021  
SYSTEM/360 OPERATING SYSTEM FORTRAN IV (G1) COMPILER MICROFICHE LISTINGS, PROG. PROD. 5734-FO2  
 Contains Type I OS program listings as specified in the title.  
 Microfiche  
 SLSS - ORDER NO. SUBSCRIPTION ONLY
- LYC7-5022  
OS 360/370 FORTRAN IV LIBR. MOD I LISTING, P.P. NO. 5734-LM1  
 One microfiche listing of this licensed program is available from Mechanicsburg to each licensee under the licensing agreement. This listing is also available to IBMers on a need-to-know basis.  
 Microfiche  
 SLSS - ORDER NO. SUBSCRIPTION ONLY
- LYC7-5023  
SYSTEM/360 OPERATING SYSTEM AMERICAN NATIONAL STANDARD (ANS) COBOL VERSION 3 LISTINGS - PROGRAM NUMBER 5734-CB1  
 This microfiche set contains source listings for ANS COBOL Version 3 on Program Number 5734-CB1 for System/360 OS.  
 Microfiche  
 SLSS - ORDER NO. SUBSCRIPTION ONLY
- LYC7-5030  
DOS ANS COBOL COMPILER V3 LISTINGS - PROG. NO. 5736-CB2  
 One microfiche listing of this licensed program is available from Mechanicsburg to each licensee under the licensing agreement. This listing is also available to IBMers on a need-to-know basis.  
 Microfiche  
 SLSS - ORDER NO. SUBSCRIPTION ONLY
- LYC7-5031  
DOS FULL ANS COBOL LIBRARY V3, LISTINGS, PROG. NO. 5736-LM2  
 One microfiche listing of this licensed program is available from Mechanicsburg to each licensee under the licensing agreement. This listing is also available to IBMers on a need-to-know basis.  
 Microfiche  
 SLSS - ORDER NO. SUBSCRIPTION ONLY
- LYC7-5033  
TSO ITF (PL/I) LISTINGS, PROG. NOS. 5734-RC2, RC4  
 One microfiche listing of this licensed program is available from Mechanicsburg to each licensee under the licensing agreement. This listing is also available to IBMers on a need-to-know basis.  
 Microfiche  
 SLSS - ORDER NO. SUBSCRIPTION ONLY
- LYC7-5034  
SYSTEM/360 OPERATING SYSTEM TIME SHARING OPTION INTERACTIVE TERMINAL FACILITY (BASIC ONLY) PROGRAM PRODUCT LISTING MICROFICHE - PROGRAM NUMBER 5734-RC4  
 One microfiche listing of this licensed program is available from Mechanicsburg to each licensee under the licensing agreement. This listing is also available to IBMers on a need-to-know basic.  
 Microfiche  
 SLSS - ORDER NO. SUBSCRIPTION ONLY
- LYC7-5035  
TSO ITF (SHARED) LISTINGS, PROG. NOS. 5734-RC2, RC4  
 One microfiche listing of this licensed program is available from Mechanicsburg to each licensee under the licensing agreement. This listing is also available to IBMers on a need-to-know basis.  
 Microfiche
- SLSS - ORDER NO. SUBSCRIPTION ONLY
- LYC7-5036  
IBM SYSTEM/360/370 CODE AND GO FORTRAN COMPILER - LISTINGS, PROG. PROD. 5734-FO1  
 One microfiche listing of this licensed program is available from Mechanicsburg to each licensee under the licensing agreement. This listing is also available to IBMers on a need-to-know basis.  
 Microfiche  
 SLSS - ORDER NO. SUBSCRIPTION ONLY
- LYC7-5037  
ASSEMBLER F PROMPTER MICROFICHE LISTING, PROG PROD 5734-CP2  
 One microfiche listing of this licensed program is available from Mechanicsburg to each licensee under the licensing agreement.  
 This listing is also available to IBMers on a need-to-know basis.  
 Microfiche  
 SLSS - ORDER NO. SUBSCRIPTION ONLY
- LYC7-5038  
IBM SYSTEM/360/370 OS FULL ANS COBOL VERSION 3 COMPILER AND LIBRARY - LISTINGS, PROG. PROD. 5734-CB1  
 One microfiche listing of this licensed program is available from Mechanicsburg to each licensee under the licensing agreement. This listing is also available to IBMers on a need-to-know basis.  
 Microfiche  
 SLSS - ORDER NO. SUBSCRIPTION ONLY
- LYC7-5039  
OS FULL COBOL COMPILER VERSION 3 AND TSO COBOL PROMPTER: PROGRAM LISTINGS, PROG. NOS. 5734-CP1, 5734-CB3  
 One microfiche listing of this licensed program is available from Mechanicsburg to each licensee under the licensing agreement. This listing is also available to IBMers on a need-to-know basis.  
 Microfiche  
 SLSS - ORDER NO. SUBSCRIPTION ONLY
- LYC7-5040  
IBM SYSTEM/360 OPERATING SYSTEM - TIME SHARING OPTION COBOL PROMPTER - PROGRAM NUMBERS 5734-CP1, 5734-CB3  
 One microfiche listing of this licensed program is available from Mechanicsburg to each licensee under the licensing agreement. This listing is also available to IBMers on a need-to-know basis.  
 Microfiche  
 SLSS - ORDER NO. SUBSCRIPTION ONLY
- LYC7-5041  
DOS SUBSET COMPILER & LIBRARY LISTINGS - PROG. NO. 5736-CB1  
 One microfiche listing of this licensed program is available from Mechanicsburg to each licensee under the licensing agreement. This listing is also available to IBMers on a need-to-know basis.  
 Microfiche  
 SLSS - ORDER NO. SUBSCRIPTION ONLY
- LYC7-5042  
SYSTEM/360 OPERATING SYSTEM FORTRAN H EXTENDED PLUS MICROFICHE - PROGRAM NUMBER 5799-AAW  
 One microfiche listing of this licensed program is available from Mechanicsburg to each licensee under the licensing agreement. This listing is also available to IBMers on a need-to-know basis.  
 Microfiche  
 SLSS - ORDER NO. SUBSCRIPTION ONLY
- LYC7-5044  
DOS FORTRAN IV LIBRARY OPT 1, LISTINGS - PROG. NO. 5746-LM3  
 One microfiche listing of this licensed program is available from Mechanicsburg to each licensee under the licensing agreement. This listing is also available to IBMers on a need-to-know basis.  
 Microfiche  
 SLSS - ORDER NO. SUBSCRIPTION ONLY
- LYC7-5045  
OS ANS COBOL COMPILER & LIBRARY LISTINGS, PROG. 5734-CB2  
 One microfiche listing of this licensed program is available from Mechanicsburg to each licensee under the licensing agreement. This listing is also available to IBMers on a need-to-know basis.  
 Microfiche  
 SLSS - ORDER NO. SUBSCRIPTION ONLY
- LYC7-5048  
OS VIDEO/370 LISTINGS, PROG. PROD. 5734-RC5  
 One microfiche listing of this licensed program is available from Mechanicsburg to each licensee under the licensing agreement. This listing is also available to IBMers on a need-to-know basis.  
 Microfiche  
 SLSS - ORDER NO. SUBSCRIPTION ONLY



LYC7-5049

DOS VIDEO/370 LISTINGS - PROGRAM PRODUCT 5736-RC3  
One microfiche listing of this licensed program is available from Mechanicsburg to each licensee under the licensing agreement. This listing is also available to IBMers on a need-to-know basis.  
Microfiche  
SLSS - ORDER NO. SUBSCRIPTION ONLY

LYC7-5050

DOS/VS COBOL COMPILER LIBRARY LISTINGS PROG PROD 5746-CB1, 5746-LM4  
Contains SCP program listings for DOS/VS as specified in the title.  
Microfiche  
SLSS - ORDER NO. SUBSCRIPTION ONLY

LYC7-5052

OS/VS COBOL COMPILER & LIBRARY LISTINGS - PROG NOS. 5740-CB1, LM1  
Contains SCP program listings for OS/VS1 and/or OS/VS2 as specified in the title.  
Microfiche  
SLSS - ORDER NO. SUBSCRIPTION ONLY

LY09-0012

VANDL-1 LOGIC MANUAL - PROG. NO. 5799-AEY  
A Program Logic Manual describes the internal design or logic of the subject program. These manuals are intended for persons involved in program maintenance and system programmers who are altering the program design. Program logic information is not necessary for the operation of the program; therefore, distribution of these publications should be limited to persons with maintenance and alteration requirements.  
Manual, 221 pages  
SLSS - ORDER NO. SUBSCRIPTION ONLY

LY12-5016

DATA LANGUAGE/1 DISK OPERATING SYSTEM/VIRTUAL STORAGE (DL/I DOS/VS) LOGIC MANUAL - PROGRAM PRODUCT 5746-XX1  
This publication provides information on the internal operation of the DL/I system as an application program under DOS/VS. It is intended for use by persons involved in program maintenance and by system programmers who are altering the program design.  
DL/I DOS/VS is a data management control system that assists the user in creating, accessing, and maintaining large common data bases. In conjunction with the Customer Information Control System (CICS/DOS/VS), DL/I DOS/VS can be used in an online teleprocessing environment.  
Readers of this manual must be thoroughly familiar with the use of DOS/VS, and of CICS/DOS/VS if DL/I DOS/VS is to be used in the online environment.  
Manual, 416 pages  
SLSS - ORDER NO. SUBSCRIPTION ONLY

LY18-1101

TSO 3270 PRINTER SUPPORT PROGRAMMING REQ U94866 SYSTEMS AND LOGIC MANUAL PROGRAM NUMBER 5799-ALB FEATURE NUMBER 8831  
The TSO 3270 Printer Support Program is designed to provide the user with functions to produce hard copies of his TSO session on the 3277 display station. The hard copies are produced on the 3284/86 printer.  
This manual contains information on the design and logic of this program. It is intended to aid in modifying and maintaining the program and in identifying error conditions.  
Manual, 27 pages  
SLSS - ORDER NO. SUBSCRIPTION ONLY

GY20-0530

CALL-OS BASIC, SYSTEM MANUAL, PROG. NO. 360A-CX-44X  
This manual provides detailed information on the routines which make up the BASIC compiler for CALL/360-OS. These routines are used to compile and execute a BASIC source program. This manual can be used to locate specific areas of the program, and it enables the corresponding program listings.  
Application Program Bulletin, 552 pages  
SLSS - ORDER NO. SUBSCRIPTION ONLY

LY20-0629

INFORMATION MANAGEMENT SYSTEM/360, VERSION 2 PROGRAM NUMBER 5734-XX6  
SYSTEM MANUAL - LOGIC VOLUME I, FEATURE CODE 8080  
Information Management System/360 is a processing program designed to facilitate the implementation of medium to large common data bases in a multiapplication environment. This environment is created to accommodate both online message processing and conventional batch processing, either separately or concurrently. The system permits the evolutionary expansion of data processing applications from a batch-only to a teleprocessing environment.  
This manual includes a description of each module of the IMS/360 program. It also contains information on macros used, interfaces and module sizes, error codes and handling, and ABENDS. Flowcharts are contained in Volume I. Volume III contains listings of the data base (batch) portion of the IMS/360 program, furnished as microfiche.

Volume IV contains listings of the data communications portion of the program, also furnished as microfiche.  
Program Product Manual, 728 pages  
SLSS - ORDER NO. SUBSCRIPTION ONLY

LY20-0630

IMS/360, VERSION 2, SYSTEM MANUAL VOL. 2 - FLOWCHARTS, PROG. PROD. 5734-XX6  
Information Management System/360 is a processing program designed to facilitate the implementation of medium to large common data bases in a multi-application environment. This environment is created to accommodate both on-line message processing and conventional batch processing, either separately or concurrently.  
This manual includes a flowchart of each module in the IMS/360 program. Module descriptions are contained in Volume I. Volume III contains listings of the data base (batch) portion of the IMS/360 program, furnished as microfiche. Volume IV contains listings of the data communications portion of the program, also furnished as microfiche.  
Program Product Manual, 324 pages  
SLSS - ORDER NO. SUBSCRIPTION ONLY

LY20-0678

APL/360-OS AND APL/360-DOS SYSTEM MANUAL FEATURE NUMBERS 8091, 8034 PROGRAM NUMBERS 5734-XM6, 5736-XM6  
This publication provides general information relating to the design and program logic of the program products. When used as a debugging tool, this manual serves as a guide to the program listings.  
Program Product Manual, 232 pages  
SLSS - ORDER NO. SUBSCRIPTION ONLY

LY20-0696

GENERALIZED INFORMATION SYSTEM VERSION 2 (GIS/2) SYSTEM MANUAL VOLUME 1 - PROGRAM NUMBER 5734-XX1 FEATURE NUMBER 8115  
This three-volume manual outlines and details the internal logic of the Generalized Information System, Version 2, for the benefit of programmers attempting to revise and/or maintain the system. The organization of the manual reflects the system's design structure of interfacing program units. As applicable, the manual includes diagnostic comments to assist in isolating faulty operation, and contains modification aids to assist in making minor changes to the system.  
Program Product Manual, 204 pages  
SLSS - ORDER NO. SUBSCRIPTION ONLY

LY20-0697

GENERALIZED INFORMATION SYSTEM VERSION 2 (GIS/2) SYSTEM MANUAL VOLUME 2 - PROGRAM NUMBER 5734-XX1 FEATURE NUMBER 8116  
This three-volume manual outlines and details the internal logic of the Generalized Information System, Version 2, for the benefit of programmers attempting to revise and/or maintain the system. The organization of the manual reflects the system's design structure of interfacing program units. As applicable, the manual includes diagnostic comments to assist in isolating faulty operation, and contains modification aids to assist in making minor changes to the system.  
Program Product Manual, 524 pages  
SLSS - ORDER NO. SUBSCRIPTION ONLY

LY20-0698

GENERALIZED INFORMATION SYSTEM VERSION 2 (GIS/2) SYSTEM MANUAL VOLUME 3 - PROGRAM NUMBER 5734-XX1 FEATURE NUMBER 8117  
This three-volume manual outlines and details the internal logic of the Generalized Information System, Version 2, for the benefit of programmers attempting to revise and/or maintain the system. The organization of the manual reflects the system's design structure of interfacing program units. As applicable, the manual includes diagnostic comments to assist in isolating faulty operation, and contains modification aids to assist in making minor changes to the system.  
Program Product Manual, 400 pages  
SLSS - ORDER NO. SUBSCRIPTION ONLY

LY20-0699

IBM GENERALIZED INFORMATION SYSTEM VERSION 2 (GIS/2) SYSTEM MANUAL SUPPLEMENT FOR THE ARITHMETIC STATEMENT FEATURE PROGRAM NUMBER 5734-XX1 FEATURE NUMBER 8125  
This manual provides design and internal logic documentation for the above-named feature. These pages replace correspondingly numbered "reserve" pages in the System Manual provided with the Basic Retrieval System package.  
Program Product Manual, 24 pages  
SLSS - ORDER NO. SUBSCRIPTION ONLY

LY20-0700

IBM GENERALIZED INFORMATION SYSTEM VERSION 2 (GIS/2) SYSTEM MANUAL SUPPLEMENT FOR THE TELEPROCESSING SUPPORT FEATURE PROGRAM NUMBER 5734-XX1 FEATURE NUMBER 8123  
This manual provides design and internal logic documentation for the above-named feature. These pages replace

correspondingly numbered "reserve" pages in the System Manual provided with the Basic Retrieval System package. Program Product Manual, 12 pages  
SLSS - ORDER NO. SUBSCRIPTION ONLY

transaction-oriented, multiapplication data base/data communication interface between a System/360 or System/370 operating system and user-written application programs. Applicable to most online systems, CICS provides many of the facilities necessary for standard terminal applications: message switching, inquiry, data collection, order entry, and conversational data entry.

CICS is available in three systems--two for DOS users and one for OS users. Because the two CICS/DOS systems are compatible with each other and with the CICS/OS system, it is possible to start with a small data base/data communication configuration and move up through DOS into OS.

The information contained in this manual is of interest to persons maintaining and modifying the operation of the CICS/DOS-ENTRY system. Manual, 272 pages  
SLSS - ORDER NO. SUBSCRIPTION ONLY

LY20-0701

IBM GENERALIZED INFORMATION SYSTEM VERSION 2 (GIS/2) SYSTEM MANUAL SUPPLEMENT FOR THE CONTROL STATEMENT FEATURE PROGRAM NUMBER 5734-XX1 FEATURE NUMBER 8124  
This manual provides design and internal logic documentation for the above-named feature. These pages replace correspondingly numbered "reserve" pages in the System Manual provided with the Basic Retrieval System package. Program Product Manual, 48 pages  
SLSS - ORDER NO. SUBSCRIPTION ONLY

LY20-0702

IBM GENERALIZED INFORMATION SYSTEM VERSION 2 (GIS/2) SYSTEM MANUAL SUPPLEMENT FOR THE PROCESSING STATEMENT FEATURE PROGRAM NUMBER 5734-XX1 FEATURE NUMBER 8126  
This manual provides design and internal logic documentation for the above-named feature. These pages replace correspondingly numbered "reserve" pages in the System Manual provided with the Basic Retrieval System package. Program Product Manual, 68 pages  
SLSS - ORDER NO. SUBSCRIPTION ONLY

LY20-0713

CUSTOMER INFORMATION CONTROL SYSTEM (CICS) LOGIC MANUAL PROGRAM NUMBER 5736-XX7 (DOS-STANDARD) FEATURE NUMBER 8031  
The IBM Customer Information Control System (CICS) is a transaction-oriented, multiapplication data base/data communication interface between a System/360 or System/370 operating system and user-written application programs. Applicable to most on-line systems, CICS provides many of the facilities necessary for standard terminal applications: message switching, inquiry, data collection, order entry, and conversational data entry.

CICS is available in three systems--two for DOS users and one for OS users. Because the two CICS/DOS systems are compatible with each other and with the CICS/OS system, it is possible to start with a small data base/data communication configuration and move up through DOS into OS.

The information contained in this manual is of interest to persons maintaining and modifying the operation of the CICS/DOS-STANDARD system. Manual, 292 pages  
SLSS - ORDER NO. SUBSCRIPTION ONLY

LY20-0703

IBM GENERALIZED INFORMATION SYSTEM VERSION 2 (GIS/2) SYSTEM MANUAL SUPPLEMENT FOR THE FORMAL REPORT FEATURE PROGRAM NUMBER 5734-XX1 FEATURE NUMBER 8119  
This manual provides design and internal logic documentation for the above-named feature. These pages replace correspondingly numbered "reserved" pages in the System Manual provided with the Basic Retrieval System package. Program Product Manual, 128 pages  
SLSS - ORDER NO. SUBSCRIPTION ONLY

LY20-0704

IBM GENERALIZED INFORMATION SYSTEM VERSION 2 (GIS/2) SYSTEM MANUAL SUPPLEMENT FOR THE HIERARCHIC FILE SUPPORT FEATURE PROGRAM NUMBER 5734-XX1 FEATURE NUMBER 8120  
This manual provides design and internal logic documentation for the above-named feature. These pages replace correspondingly numbered "reserve" pages in the System Manual provided with the Basic Retrieval System package. Program Product Manual, 30 pages  
SLSS - ORDER NO. SUBSCRIPTION ONLY

LY20-0714

CUSTOMER INFORMATION CONTROL SYSTEM (CICS) OPERATING SYSTEM STANDARD VERSION 2 - FEATURE NUMBER 8142 - LOGIC MANUAL PROGRAM NUMBER 5734-XX7  
The IBM Customer Information Control System (CICS) is a transaction-oriented, multiapplication data base/data communication interface between a System/360 or System/370 operating system and user-written application programs. Applicable to most online systems, CICS provides many of the facilities necessary for standard terminal applications: message switching, inquiry, data collection, order entry, and conversational data entry.

CICS is available in three systems - two for DOS users and one for OS users. Because the two CICS/DOS systems are compatible with each other and with the CICS/OS system, it is possible to start with a small data base/data communication configuration and move up through DOS into OS.

The information contained in this manual is of interest to persons maintaining and modifying the operation of the CICS/OS-STANDARD V2 system. Program Product Logic Manual, 200 pages  
SLSS - ORDER NO. SUBSCRIPTION ONLY

LY20-0705

IBM GENERALIZED INFORMATION SYSTEM VOLUME 2 (GIS/2) SYSTEM MANUAL SUPPLEMENT FOR THE FILE UPDATE AND CREATE FEATURE PROGRAM NUMBER 5734-XX1 FEATURE NUMBER 8118  
This manual provides design and internal logic documentation for the above-named feature. These pages replace correspondingly numbered "reserve" pages in the System Manual provided with the Basic Retrieval System package. Program Product Manual, 130 pages  
SLSS - ORDER NO. SUBSCRIPTION ONLY

LY20-0728

STAT/BASIC FOR ITP AND VM/370 - CMS: LOGIC MANUAL, FEATURE NUMBER 8100 - PROGRAM NUMBER 5734-XX3  
STAT/BASIC is a comprehensive set of interactive statistical programs for ITP. It consists of 40 BASIC programs, providing the user with procedures for data generation, elementary statistics, regression and correlation analysis, multivariate analysis, analysis of variance, nonparametric statistics, time series analysis, and biostatistics. The interactive features include instructional messages, flexible control of calculations, extensive error checking, and data editing.

This manual provides program flowcharts, flowchart narrative, and program listings. Program Product Manual, 208 pages  
SLSS - ORDER NO. SUBSCRIPTION ONLY

LY20-0706

IBM GENERALIZED INFORMATION SYSTEM VERSION 2 (GIS/2) SYSTEM MANUAL SUPPLEMENT FOR THE UTILITY FEATURE PROGRAM NUMBER 5734-XX1 FEATURE NUMBER 8121  
This manual provides design and internal logic documentation for the above-named feature. These pages replace correspondingly numbered "reserve" pages in the System Manual provided with the Basic Retrieval System package. Program Product Manual, 30 pages  
SLSS - ORDER NO. SUBSCRIPTION ONLY

LY20-0707

IBM GENERALIZED INFORMATION SYSTEM VOLUME 2 (GIS/2) SYSTEM MANUAL SUPPLEMENT FOR THE EDIT AND ENCODE FEATURE PROGRAM NUMBER 5734-XX1 FEATURE NUMBER 8122  
This manual provides design and internal logic documentation for the above-named feature. These pages replace correspondingly numbered "reserve" pages in the System Manual provided with the Basic Retrieval System package. Program Product Manual, 16 pages  
SLSS - ORDER NO. SUBSCRIPTION ONLY

LY20-0757

S/370 MCGILL UNIVERSITY SYSTEM FOR INTERACTIVE COMPUTING MUSIC RELEASE II SYSTEM GUIDE - IUP NUMBER 5796-AAT  
A new release of the MUSIC Timesharing System is now available. It contains system support for S/370 Models 125, 158, 165 and 168, including 3330/3333 Model 11, 3704/3705, enhancements to BASIC and APL workspace support. In addition, its interface to VM/370 has been improved to provide more efficient operation when running in a virtual machine under VM/370 control. Programming services have been extended until December 31, 1974.

MUSIC offers a high performance and high function timesharing facility previously unavailable to the low entry System/370 user. Guide  
SLSS - ORDER NO. SUBSCRIPTION ONLY

LY20-0708

IBM GENERALIZED INFORMATION SYSTEM VOLUME 2 (GIS/2) SYSTEM MANUAL SUPPLEMENT FOR THE FILE MODIFY FEATURE PROGRAM NUMBER 5734-XX1 FEATURE NUMBER 8127  
This manual provides design and internal logic documentation for the above-named feature. These pages replace correspondingly numbered "reserve" pages in the System Manual provided with the Basic Retrieval System package. Program Product Manual, 24 pages  
SLSS - ORDER NO. SUBSCRIPTION ONLY

LY20-0712

CUSTOMER INFORMATION CONTROL SYSTEM FEATURE NUMBER 8030 (DOS-ENTRY) LOGIC MANUAL - PROGRAM NUMBER 5736-XX6  
The IBM Customer Information Control System (CICS) is a

LY20-0771

DATA BASE DESIGN EVALUATION (DBPROTOTYPE) PROGRAM SYSTEM GUIDE - IUP NUMBER 5796-PBB  
This manual contains information about the internal logic and organization of the DBPROTOTYPE programs. It is

intended to help people involved in program maintenance and alteration.  
Manual, 180 pages  
SLSS - ORDER NO. SUBSCRIPTION ONLY

## LY20-0772

PROGRAMMING LANGUAGE FOR IMS-PLIMS SYSTEM GUIDE - IUP NUMBER 5796-PBF

This document is intended as an aid to systems programmers in making modifications, diagnosing error situations, and performing maintenance work. It describes the components of PLIMS, and it discusses the PLIMS utility program.  
Manual, 44 pages  
SLSS - ORDER NO. SUBSCRIPTION ONLY

## LY20-0773

IMSMAP - DATA BASE MAPPING PROGRAMS SYSTEM GUIDE - IUP NUMBER 5796-PBC

The IMSMAP - Data Base Mapping Programs, DBMAP and PSBMAP, build and print maps of IMS physical and logical data bases from information contained in the data base description (DBD) and program specification block (PSB), respectively. This manual describes the internal logic of the DBMAP and PSBMAP programs.  
Guide, 16 pages  
SLSS - ORDER NO. SUBSCRIPTION ONLY

## LY20-0774

BTS (BATCH TERMINAL SIMULATOR) SYSTEMS GUIDE - IUP NUMBER 5796-PBD

This publication describes in detail the Batch Terminal Simulator (BTS), its mode of execution and its component modules. The publication also includes a description of, for example: how to change BTS default values, how to add user-written edit modules, and BTS queues and tables.  
Manual, 122 pages  
SLSS - ORDER NO. SUBSCRIPTION ONLY

## LY20-0775

TEST IMS UTILITIES PROGRAM SYSTEMS GUIDE - IUP NUMBER 5796-PBE

The test IMS utilities include programs to create a test data base, compare an old and a new version of the same data base, list and/or unload all or part of a data base, and format the fields in a data base segment for printing. This manual describes the internal logic of these programs as well as the program used to create and print the segment description module, which contains a physical description of every segment and field in a data base.  
Manual  
SLSS - ORDER NO. SUBSCRIPTION ONLY

## LY20-0804

MATH/BASIC FOR SYSTEM/3 MODEL 6, ITF, AND VM/370-CMS: LOGIC MANUAL, PROG. NOS. 5703-XM2 (SYSTEM/3) AND 5734-XM6 (ITF AND VM/370-CMS); FEATURE NOS. 8017, 8153

This manual contains the source code listings and the description of the computational blocks which are the basis of the MATH/BASIC routines for System/3, Model 6 and System/360 or System/370.  
Manual, 268 pages  
SLSS - ORDER NO. SUBSCRIPTION ONLY

## LY20-0809

GENERALIZED INFORMATION SYSTEM VERSION 2 (GIS/2) SYSTEM MANUAL SUPPLEMENT FOR THE PL/I QUERY SUPPORT FEATURE PROGRAM NUMBER 5734-XX1

The following pages provide design and internal logic documentation for the above-named feature. These pages replace correspondingly numbered "reserved" pages in the System Manual provided with the Basic Retrieval System package.  
Manual, 34 pages  
SLSS - ORDER NO. SUBSCRIPTION ONLY

## LY20-0829

INTERACTIVE QUERY FACILITY (IQF) FOR IMS/360 VERSION 2 SYSTEM MANUAL VOLUME V, PROG. PROD. 5734-XX6

This manual includes a description of each module of the IQF/IMS program. It also contains information on macros used, interfaces and module sizes, error codes and handling, ABENDs and flowcharts. Volume I contains similar information on the IMS/360 program. Volume III contains listings of the data base (batch) portion of the IMS/360 program, furnished as microfiche. Volume IV contains listings of the data communications portion of the program, also furnished as microfiche.  
Manual, 494 pages  
SLSS - ORDER NO. SUBSCRIPTION ONLY

## LY20-0840

BUSINESS ANALYSIS/BASIC LOGIC MANUAL, PROG. NOS. 5703-XM3 (SYSTEM/3 MODEL 6) AND 5734-XM6 (ITF-OS/DOS/TSO, VM/370-CMS)

Business Analysis/BASIC contains 30 routines which permit the user to interact with the computer. All routines are written in the BASIC language for implementation on the System/3 Model 6, ITF (OS, DOS, TSO), and VM/370-CMS. The routines are designed to ask the user to enter his problem parameters and data and to make decisions at key points in

the analysis. Options are provided for enhanced operating convenience and flexibility.

This manual provides the logic description, functional flowchart, and program listings for each routine included in the package.  
Manual, 208 pages

SLSS - ORDER NO. SUBSCRIPTION ONLY

## LY20-0842

TELECOMMUNICATIONS CONTROL SYSTEM (TCS) LOGIC MANUAL, FEATURE NUMBER 8112 - PROGRAM NUMBER 5734-F31

This manual describes the internal program logic and operation of the Telecommunications Control System (TCS). The general description section contains the functional and logical concepts of TCS and places the program in perspective relative to the Operating System (OS) and the Telecommunications Access Method (TCAM). This section also defines the audience for which this manual was intended and the background knowledge required.

Additional sections are included on method of operation, program organization, and the edit application program. The last section contains program flowcharts.

Manual, 590 pages

SLSS - ORDER NO. SUBSCRIPTION ONLY

## LY20-0870

DISPLAY MANAGEMENT SYSTEM II (DMS II) OS/V5 LOGIC MANUAL PROGRAM NUMBER 5734-XC4

This manual contains the flowchart narrative and flowcharts for Display Management System II Programs. It is intended for system analysts and programmers charged with maintaining the system.

Manual, 240 pages

SLSS - ORDER NO. SUBSCRIPTION ONLY

## SY20-0880

IBM VIRTUAL MACHINE FACILITY/370 CONTROL PROGRAM (CP) PROGRAM LOGIC

This publication describes the internal logic of the VM/370 control program. Major sections discuss:

- o The functions of the control program
- o The control program's modules
- o The control program's data areas

Diagnostic information is also included. This publication is intended for IBM personnel responsible for program maintenance.

Prerequisites for a thorough understanding and for the effective use of this publication are:

- IBM System/360 Principles of Operation, GA22-6821
- IBM System/370 Principles of Operation, GA22-7000
- OS Assembler Language, GC28-6514

For titles and abstracts of other associated publications, see the IBM System/360 and System/370 Bibliography, GA22-6822.

Manual, 845 pages

SLSS - ORDER NO. SUBSCRIPTION ONLY

## SY20-0881

IBM VIRTUAL MACHINE FACILITY/370 CONVERSATIONAL MONITOR SYSTEM(CMS)PROGRAM LOGIC

This publication describes the internal logic of the Conversational Monitor System (CMS). Major sections discussed:

- o The functions of CMS
- o CMS method of operation
- o CMS data areas

Prerequisites for a thorough understanding and for the effective use of this publication are:

- IBM System/360 Principles of Operation, GA22-6821
- IBM System/370 Principles of Operation, GA22-7000
- OS Assembler Language, GC28-6514

For titles and abstracts of other associated publications, see the IBM System/360 and System/370 Bibliography, GA22-6822.

Manual, 865 pages

SLSS - ORDER NO. SUBSCRIPTION ONLY

## SY20-0882

IBM VIRTUAL MACHINE FACILITY/370 SERVICE ROUTINES PROGRAM LOGIC

This publication describes the program logic for the nine VM/370 service routines. Each service routine is described in its own chapter and each chapter contains an introduction, a method of operation section, a program organization section, a directory, a data areas section, and a diagnostic aids section.

The nine service aids that are described in this publication are: EREP (the ENVIRONMENTAL Recording, Editing and Printing Program), the 2780 Spool Remote Program, the Mindisk Initialization Program, the VDUMP (Virtual Dump) program, the Directory Program, the Format Program, the DASD DUMP Restore Program, the IVP (Installation Verification Procedure) and the maintenance procedures.

In this publication, the term "3330 series" is used in reference to both the IBM 3330-1 Disk Storage Facility and the IBM 3333-1 Disk Storage Facility.

Refer to the following publications for related material:

- o IBM Virtual Machine Facility/370, Command Language User's Guide, GC20-1804
- o IBM Virtual Machine Facility/370, OTSEP and Error Recording Guide, GC20-1809

- o IBM Virtual Machine Facility/370, Operator's Guide, GC20-1806
- o IBM Virtual Machine Facility/370, Planning and System Generation Guide, GC20-1801
- o IBM Virtual Machine Facility/370, System Messages, GC20-1808

Manual, 347 pages

SLSS - ORDER NO. SUBSCRIPTION ONLY

## LY20-0931

3270 FORMATTING FEATURE FOR BTS, IUP 5796-PBD, SYSTEM GUIDE (FEATURE 8073)

This publication describes in detail the BTS 3270 formatting feature. Its mode of operation and its modular interfaces are described, as well as the queues, tables, directories, and control blocks used specifically by the 3270 formatter.

It is assumed that the reader of this publication is familiar with the functions and names of BTS modules, IMS/360 application program calls, and the IMS/360 Message Formatting Service. The reader should also be familiar with the publication BTS Batch Terminal Simulator Systems Guide, Order No. LY20-0774.

The 3270 Formatting Feature is an expansion of the Batch Terminal Simulator IUP (5796-PBD); which is described in Availability Notice G320-1523. BTS allows IMS batch, batch message and message processing programs to be tested without having teleprocessing hardware installed. The addition of the 3270 Formatting Feature provides the ability to test applications using the IMS Message Formatting Service (MFS) without the use of 3270 hardware. This means that development of new online applications, or conversion of batch programs for online use, can proceed while still in the batch only test/development mode.

Manual, 89 pages

SLSS - ORDER NO. SUBSCRIPTION ONLY

## LY20-0932

TEST DATA GENERATOR SYSTEMS GUIDE PROGRAM NO. 5796-PBP FEATURE NUMBER 8064

This manual contains information about the internal logic and organization of the Test Data Generator.

It is intended to assist in the maintenance and alteration of the program.

Manual, 220 pages

SLSS - ORDER NO. SUBSCRIPTION ONLY

## LY20-0937

DATA COMMUNICATIONS ANALYZER (DCANALYZER) PROGRAM NUMBER 5796-PCA

The Data Communication Analyzer (DCANALYZER) program is designed to assist the user in evaluating design alternatives for IMS data base/data communication systems. It produces relative data on service times and throughput of transactions processed on iterative runs of DCANALYZER under varying design combinations. The user can analyze and compare this data to select the design best suited to his needs.

This manual contains information about the internal logic and organization of the DCANALYZER program. It is intended to assist in program maintenance and alteration.

Manual, 56 pages

SLSS - ORDER NO. SUBSCRIPTION ONLY

## LY20-0946

3270 SCREEN IMAGE PROCESSOR FOR IMS AND IMS/VS - IUP 5796-AFC, SYSTEM GUIDE

The Screen Image Preprocessor is a productivity aid which simplifies the design and implementation of IMS/3270 applications. Each 3270 screen format added to an IMS system necessitates the preparation of many detailed control statements as input to the Message Format Language Utility. Using a single control statement and only one card image for each line to be represented on the screen, the Preprocessor generates the required IMS input statements. Each line of the screen image is coded exactly as it is to appear on the 3270 screen. Field control information (attribute bytes), which do not appear on the actual screen but occupy one screen character position at the beginning of each field, must also be coded to specify the desired field types. The Preprocessor output includes a printed representation of the screen layout in addition to generated control statements which may be printed or passed to the Utility.

Manual

SLSS - ORDER NO. SUBSCRIPTION ONLY

## LY20-0947

DB PROTOTYPE/VS - IUP 5796-PCX, SYSTEM GUIDE

DBPROTOTYPE/VS is a design evaluation tool which enables the IMS/VS user to create model data bases and skeletal application programs to run against these data bases. By analyzing the performance data obtained from successive runs utilizing different design parameters, the user can select the system design best suited to his needs.

The value of this prototype approach to design is that it enables the user to study the effects of various design alternatives prior to expending resources in implementation. Programming for new or changing applications and data bases can follow with a higher level of confidence for success without costly rework caused by poor design.

DBPROTOTYPE/VS operates with IMS/VS. It extends the capabilities of DBPROTOTYPE (IUP 5796-PBB) to support IMS/VS features and incorporates improvements in the existing

functions of DBPROTOTYPE. DBPROTOTYPE is a prerequisite for DBPROTOTYPE/VS.

Manual

SLSS - ORDER NO. SUBSCRIPTION ONLY

## LY20-2043

DISPLAY MANAGEMENT SYSTEM II -- DOS/VS (DMS II) LOGIC MANUAL, PROG. PROD. 5736-XC4

DMS II is a set of programs to simplify the implementation of online operations using the 3270 Information Display System. Application specification is simplified by means of DMS II forms. Preprogrammed facilities are provided to perform paging and panel selection, file operations, and data routing. This manual is intended primarily for those responsible for maintaining the programs product. It is designed to be used in conjunction with program listings and flowcharts to understand program logic.

Manual, 230 pages

SLSS - ORDER NO. SUBSCRIPTION ONLY

## LY20-2045

FASTER LANGUAGE FACILITY FOR THE CUSTOMER INFORMATION CONTROL SYSTEM (CICS/VS), LOGIC PROG. NOS. 5746-XX3 (CICS/DOS/VS), 5740-XX1 (CICS/OS/VS); FEATURES 6019, 6020, 6021, 6022, 6023, 6024

The FASTER Language Facility (F.L.F.) feature of CICS/DOS/VS and CICS/OS/VS makes it possible to run most FASTER Transaction Processing Descriptions (TPDS) under CICS/VS.

The F.L.F. consists of a set of language macros and processing routines designed as a conversion aid for users of the five FASTER systems. All language macros present in the FASTER programs are also present in the language facility and are designed in the Program Reference Manual.

The logic manual primarily describes the functions and the interworking of F.L.F. processing routines. A knowledge of those internal details is not ordinarily needed for day-to-day use of the language facility.

Manual, 70 pages

SLSS - ORDER NO. SUBSCRIPTION ONLY

## LY20-2050

IMSMAP/VS - IUP 5796-PCY, SYSTEM GUIDE

The Installed User Program IMSMAP/VS is a documentation aid which produces pictorial representations of data base structures. These maps, which are produced on a line printer, graphically represent the many characteristics of an IMS/VS data base. In addition to producing maps, IMSMAP/VS can print a detailed report describing the characteristics of each data base description (DBD).

IMSMAP/VS is an extension of the currently available IUP, IMSMAP (5796-PBC). IMSMAP is a prerequisite for IMSMAP/VS. IMSMAP/VS provides both support for IMS/VS data bases and additional features not available in the original IMSMAP IUP.

Manual

SLSS - ORDER NO. SUBSCRIPTION ONLY

## LY20-2051

BTS/VS - IUP 5796-PCZ, SYSTEM GUIDE

BTS/VS is a terminal simulator which allows IMS/VS application programs to be tested without the use of teleprocessing hardware or the IMS DC feature. Extensive debugging facilities enable the BTS/VS user to test batch applications, as well as those intended to run in a teleprocessing environment. BTS/VS provides information about each transaction and message as it progresses through the IMS/VS system.

The BTS IUP (5796-PBD) is a prerequisite for the use of BTS/VS. The 3270 Formatting Feature, offered as a feature of BTS, extends 3270 simulation capability to both BTS and to BTS/VS.

Manual

SLSS - ORDER NO. SUBSCRIPTION ONLY

## LY20-2052

TEST IMS/VS UTILITIES PROGRAM DESCRIPTION/OPERATIONS MANUAL PROG. NO. 5796-PDA

This publication describes the IMS/VS support product for the Test IMS Utilities. The prerequisite for the use of this product is the Test IMS Utilities (Program Number 5796-PBE) and the associated Systems Guide (LY20-0775).

The Test IMS utilities include programs to create a test data base, compare an old and a new version of the same data base, list and/or unload all or part of a data base, restructure a data base segment for printing. This publication describes the internal logic of these programs as well as the program used to create and print the segment description module, which contains a physical description of every segment and field in a data base.

Manual, 28 pages

SLSS - ORDER NO. SUBSCRIPTION ONLY

## LY20-2053

DOSMAP - DL/I DATA BASE MAPPING PROGRAMS SYSTEMS GUIDE PROG. NO. 5796-PCW

The DL/I data base mapping programs, DBDMAP and PSBMAP, build and print maps of DL/I data bases from information contained in the data base descriptions (DBDs) and program specification blocks (PSBs). This manual describes the internal logic of the DBDMAP and PSBMAP programs.

Manual, 16 pages

SLSS - ORDER NO. SUBSCRIPTION ONLY

Manual, 758 pages  
SLSS - ORDER NO. SUBSCRIPTION ONLY

## LY20-2064

JOB CONTROL LANGUAGE EDITOR, IUP 5796-PDC SYSTEMS GUIDE  
This manual contains information on the design and coding of the Job Control Language Editor. It contains information about the program logic and techniques used.  
Manual, 14 pages  
SLSS - ORDER NO. SUBSCRIPTION ONLY

## LY20-8007

CUSTOMER INFORMATION CONTROL SYSTEM/VIRTUAL STORAGE (CICS DOS/VS) PROGRAM LOGIC MANUAL - PROG. NO. 5746-XX3  
The IBM Customer Information Control System/Virtual Storage (CICS/VS) is a transaction oriented, multiapplication data base/data communication interface between a System/370 operating system and user-written application programs. Applicable to most online systems, CICS/VS provides many of the facilities necessary for standard terminal applications: message switching, inquiry, data collection, order entry, and conversational and batched data entry.

CICS/VS is available as two program products: CICS/OS/VS, which runs in an OS/VS1 or OS/VS2 environment; and CICS/DOS/VS, which runs under DOS/VS. Because the CICS/DOS/VS system is compatible with the CICS/OS/VS system, it is possible to start with a small DOS/VS data base/data communication configuration and more up through DOS/VS into OS/VS.

The information contained in this manual is of interest to persons maintaining and modifying the operation of CICS/DOS/VS.

Manual, 670 pages  
SLSS - ORDER NO. SUBSCRIPTION ONLY

## LY20-2080

TELECOMMUNICATIONS CONTROL SYSTEM (TCS) PROGRAMMING RPQEF0378, - PROG. NO. 5799-AKL, LOGIC  
This manual describes the internal program logic and operation of the Telecommunications Control System (TCS), whether or not the TCS programming RPQ (RPQ) EF0378 is used. This programming RPQ is available on special quotation only (see inside front cover).

The basic TCS concepts section contains the functional and logical concepts of TCS and places the program in perspective relative to the Operating System (OS/VS) and the Telecommunications Access Method (TCAM).

The method of operating section describes functional flows of programs in the TCS environment and also points out those features that are major additions to the TCAM facilities or are deviations from it.

The program organization section describes the TCS modules in the form of a table with the information necessary for an understanding of the function of each module and its place relative to other related modules. This section also discusses each TCS macro in great detail, with a figure of any created parameter list.

Manual, 154 pages  
SLSS - ORDER NO. SUBSCRIPTION ONLY

## LY20-2094

VM/370 SYSTEM FOR ONLINE TAPE AND DISK LIBRARIES - IUP 5796-AGN, SYSTEM GUIDE

The VM/370 System for Tape and Disk Libraries is an IUP for the control of user tape and disk libraries. It works online under CMS with commands to control the assignment and accounting for user volumes. The system operator can add, delete, and modify a record associated with a particular mountable volume. It can make a large pool of tapes and disks accessible to a large number of time sharing users by providing the storage location and accounting information available online. The benefits are improved data security, quicker location of volumes, quicker response to mount commands, automatic bookkeeping and improved system control.

This systems guide provides the Systems Analyst with the necessary information on the design, logic and coding of the system to enable him to make modifications, diagnose program errors and perform program maintenance.

Manual  
SLSS - ORDER NO. SUBSCRIPTION ONLY

## LY20-8010

GENERALIZED INFORMATION SYSTEM/VIRTUAL STORAGE (GIS/VS) PROGRAM LOGIC MANUAL VOLUME 1 - PROG. PROD. 5740-XX7  
This publication is Volume 1 of a three-volume manual. Volume 2 is LY20-8011; Volume 3 is LY20-8012.

This manual outlines and details the internal logic of GIS/VS. The organization of the manual reflects the design structure of interfacing program units of the system. When applicable, the manual includes diagnostic comments to assist in isolating faulty operation and also contains modification aids to assist the user in making minor changes to the system.

Manual, 494 pages  
SLSS - ORDER NO. SUBSCRIPTION ONLY

## LY20-8011

GENERALIZED INFORMATION SYSTEM/VIRTUAL STORAGE (GIS/VS) PROGRAM LOGIC MANUAL VOLUME 2 - PROG. NO. 5740-XX7  
This publication is Volume 2 of a three-volume manual. Volume 1 is LY20-8010; Volume 3 is LY20-8012.

This manual outlines and details the internal logic of GIS/VS. The organization of the manual reflects the design structure of interfacing program units of the system. When applicable, the manual includes diagnostic comments to assist in isolating faulty operation and also contains modification aids to assist the user in making minor changes to the system.

Manual, 436 pages  
SLSS - ORDER NO. SUBSCRIPTION ONLY

## LY20-8004

INFORMATION MANAGEMENT SYSTEM/VIRTUAL STORAGE (IMS/VS) SYSTEM MANUAL - VOLUME I - NARRATIVE - PROG. NO. 5740-XX2

This publication is intended for programming support representatives and system programmers who maintain the IBM Information Management System/Virtual Storage (IMS/VS). It describes each module of the IMS/VS program. It also describes macros used and control blocks. This information is to assist persons who wish to alter the design of these modules. Before reading this manual, you should be familiar with OS/VS and its system generation, telecommunications, and the access methods used by IMS/VS.

Manual  
SLSS - ORDER NO. SUBSCRIPTION ONLY

## LY20-8012

GENERALIZED INFORMATION SYSTEM/VIRTUAL STORAGE (GIS/VS) PROGRAM LOGIC MANUAL VOLUME 3 - PROG. NO. 5740-XX7  
This publication is volume 3 of a Three-Volume Manual. Volume 1 is LY20-8010; Volume 2 is LY20-8011.

This manual outlines and details the internal logic of GIS/VS. The organization of the manual reflects the design structure of interfacing program units of the system. When applicable, the manual includes diagnostic comments to assist in isolating faulty operation and also contains modification aids to assist the user in making minor changes to the system.

Manual, 410 pages  
SLSS - ORDER NO. SUBSCRIPTION ONLY

## LY20-8005

INFORMATION MANAGEMENT SYSTEM/VIRTUAL STORAGE (IMS/VS) SYSTEM MANUAL VOLUME II - FLOWCHARTS PROG. NO. 5740-XX2

This manual contains flowcharts for all modules of the IMS/VS control program. The flowcharts were coded using the IBM program OSFLOW. The only symbol on these flowcharts which requires explanation is the # (pound sign). This symbol signifies, "See note at bottom of flowchart page." Other abbreviations and symbols (for example, GU, meaning Get Unique) are conventional with IMS/VS. This manual follows the outline of Volume I.

Manual, 594 pages  
SLSS - ORDER NO. SUBSCRIPTION ONLY

## LY20-8013

GENERALIZED INFORMATION SYSTEM/VIRTUAL STORAGE (GIS/VS) PROGRAM LOGIC MANUAL SUPPLEMENT FOR THE ADVANCED QUERY FEATURE - PROG. NO. 5740-XX7

This manual supplements the three volume Program Logic Manual (LY20-8010, LY20-8011, LY20-8012).

It is intended for users of the Advanced Query Feature.  
Manual, 80 pages  
SLSS - ORDER NO. SUBSCRIPTION ONLY

## LY20-8014

GENERALIZED INFORMATION SYSTEM/VIRTUAL STORAGE (GIS/VS) PROGRAM LOGIC MANUAL SUPPLEMENT FOR THE MODIFY FEATURE - PROG. NO. 5740-XX7

This manual supplements the three volume Program Logic Manual (LY20-8010, LY20-8011, LY20-8012).

It is intended for users of the Modify Feature.  
Manual, 27 pages  
SLSS - ORDER NO. SUBSCRIPTION ONLY

## LY20-8006

CICS/OS/VS PROGRAM LOGIC MANUAL, PROG. PROD. 5740-XX1

The IBM Customer Information Control System/Virtual Storage, (CICS/VS) is a transaction-oriented, multiapplication data base/data communication interface between a System/370 operating system and user-written application programs. It is available as two program products: CICS/OS/VS, which runs in an OS/VS1 or OS/VS2 environment; and CICS/DOS/VS, which runs under DOS/VS. Applicable to most online systems, CICS/VS provides many of the facilities necessary for standard terminal application: message switching, inquiry, data collection, order entry, and conversational and batch data entry.

The information contained in this manual is of interest to persons maintaining and modifying the operation of CICS/OS/VS.

## LY20-8015

GENERALIZED INFORMATION SYSTEM/VIRTUAL STORAGE (GIS/VS) PROGRAM LOGIC MANUAL SUPPLEMENT FOR THE UPDATE/CREATE FEATURE - PROG. NO. 5740-XX7

This manual supplements the three volume Program Logic Manual (LY20-8010, LY20-8011, LY20-8012).

It is intended for users of the Update/Create Feature.  
Manual, 110 pages

SLSS - ORDER NO. SUBSCRIPTION ONLY

Program Logic Manual, 88 pages  
SLSS - ORDER NO. SUBSCRIPTION ONLY

GY20-8500

IBM SYSTEM/370 DISTRIBUTED SYSTEM PROGRAM - PROGRAM LOGIC MANUAL - PROGRAM NUMBER 360A-TX-032

This publication is intended for system programmers and people who want to understand System/370 DSP internal operations. It describes the units of processing (functions) and units of code (modules) of System/370 DSP. System/370 DSP, enables a System/370 or System/360 and multiple System/7s, interconnected via a start-stop TP link, to function as an integrated system with distributed facilities. System/370 DSP provides System/370 or System/360 users of OS MFT or MVT systems with twenty external functions. The functions are invoked by subrouting calls which can be made from any region or partition by programs written with OS Assembler, FORTRAN, or PL/1 languages.

System/370 DSP provides System/7 users with nine external functions. They are invoked by executing macro statements as supported by the System/7 Host Preparation Facility II (HPPFII).

This publication is divided into the following sections: Introduction, Method of Operation, Program Organization, Directory, Data Areas, and Diagnostic Aids. The last section discusses how to find the causes of errors that are detected during System/370 DSP processing.

The System/370 or System/360 reader is expected to be familiar with OS MVT or MFT processing with multiple subtasking capabilities using the BTAM, BDAM, and BSAM access methods. The System/7 reader is expected to be familiar with System/7 MSP/7 processing, using the \$COMM and #COMM MSP/7 support of the Asynchronous Communication Control Adapter (ACCA) feature.  
Manual, 465 pages  
SLSS - ORDER NO. SUBSCRIPTION ONLY

GY21-0012

OS BSAM LOGIC FOR IBM 1419/1275

This publication describes the logic of the basic sequential access method (BSAM) routines required to use the IBM 1419 Magnetic Char. Reader and the IBM 1275 Optical Char. Reader with the MFT, MVT, and VS options of the operating system (OS). It is intended for IBM customer engineers and for programmers who must understand or modify 1419/1275 BSAM routines.

A general understanding of OS and data management and an understanding of how to write 1419/1275 programs is required to use this publication. See OS Data Management Services & Macro Instructions for IBM 1419/1275, GC21-5006 for information on how to write programs for the 1419 and 1275.  
Manual, 74 pages  
SLSS - ORDER NO. SUBSCRIPTION ONLY

GY21-0013

OS DATA MANAGEMENT MACRO LOGIC FOR IBM 1285/1287/1288

This publication describes the internal program logic for the MFT, MVT, VS1 and VS2 support of the IBM 1285, the IBM 1287, and the IBM 1288. The support includes modules to read documents with BSAM and journal tapes with QSAM.

This publication is intended for use by IBM programming systems representatives involved in program maintenance and by programmers needing information on the logic of the 1285/1287/1288 data management routines.  
Manual, 91 pages  
SLSS - ORDER NO. SUBSCRIPTION ONLY

LY21-0014

IBM DOS RPG II LANGUAGE PROGRAM LOGIC MANUAL PROGRAM NUMBER 5736-RG1

This publication describes the internal logic of the RPG II compiler, object program, and formatted dump program. It is intended as a recall mechanism and a debugging aid. As a debugging aid, this manual serves best as a guide to sequences of instructions found in the coding of the program.

This manual is divided into three parts describing the internal logic of the RPG II program. The first part describes the RPG II compiler, the second part describes the object program, and the third part the RPG II formatted dump program. Each part includes the following areas:

- o Introduction.
- o Method of Operation.
- o Program Organization.
- o Directory.
- o Data Areas.

The information necessary to implement the program is not included in this publication.  
Manual, 240 pages  
SLSS - ORDER NO. SUBSCRIPTION ONLY

LY21-0021

IBM SYSTEM/360 IBM 1288 BASIC UNFORMATTED READ SYSTEM PROGRAM LOGIC MANUAL PROGRAM NUMBER 5736-UT1

This publication describes the internal logic of the data capture program. This includes the following areas:

- Method of operation
- Program organization
- Data area formats

This manual is intended as a recall mechanism and a debugging aid. It does not include information necessary to implement the program.

LY21-0022

IBM 1288 BASIC UNFORMATTED READ SYSTEM (MFT/MVT/VS1/VS2): LOGIC MANUAL, PROG. NO. 5734-UT3

This PLM is written primarily for persons responsible for the maintenance of the program. It is intended as a recall mechanism and a debugging aid. As a debugging aid, this manual serves best as a guide to sequences of instructions found in the coding of the program.

This publication describes the internal logic of the IBM 1288 Basic Unformatted Read System and includes the following items:

- Method of Operation
- Program Organization
- Data Area Formats

The information necessary to implement the program is not included in this publication.  
Program Logic Manual, 88 pages  
SLSS - ORDER NO. SUBSCRIPTION ONLY

SY21-9203

APPLICATION CONTROL LANGUAGE SUPPORT LOGIC MANUAL (FOR IBM 3741 MODELS 3 & 4 PROGRAMMING WORK STATION)

This publication is intended for IBM programming support representatives when servicing an IBM 3741 MODEL 3 or 4 Programmable Work Station for microcode defects. This publication discusses the application control language (ACL) used on the work station and contains theory on how the work station's microcode works, source to object code conversion, information on the operation of each ACL instruction, a storage map and description of the system controlled storage, information for using the diagnostic aids, and information on some debugging aids that were not in the customer publications.

The reader should be familiar with the contents of the IBM 3741 Models 3 and 4 Programmable Work Station Programming Reference Manual, GA21-9194.  
Manual, 240 pages  
SLSS - ORDER NO. SUBSCRIPTION ONLY

LY24-3606

IBM EMULATOR FOR HONEYWELL SERIES 200 ON SYSTEM/370 USING DOS & DOS/VS: LOGIC, PROG. NO. 5799-ADT

This publication describes the internal logic of the Honeywell Series 200 Emulator Program, an integrated emulator program, for the IBM System/370 Models 135 and 145. The emulator is a problem program that is executed under control of the IBM Disk Operating System (DOS). The emulator program, together with the appropriate compatibility feature (RPQ S00120 for the Model 135, RPQ S00121 for RPQ S00122 for the Model 145), executes most Honeywell Series 200 object programs without modification on a System/370.

For additional information, refer to IBM Emulator for Honeywell Series 200 on System/370 Using DOS, GA24-3604.  
Manual, 375 pages  
SLSS - ORDER NO. SUBSCRIPTION ONLY

LY24-3607

EMULATOR FOR RCA 301 ON SYSTEM/370 USING DOS & DOS/VS: LOGIC, PROG. NO. 5799-ADR

This Logic Manual describes the internal logic of the RCA 301 Emulator Program, an integrated emulator program, for the IBM System/370 Model 135 or 145. The emulator program is a problem program that is executed under control of the System/360 Disk Operating System. The emulator program, together with the appropriate compatibility feature (RPQ S00118 for the Model 135, RPQ S00119 for the Model 145), executes most RCA 201 object programs without modification on a System/370.

For additional information, refer to IBM Emulator for RCA 301 on System/370 Using DOS, GA24-3605.  
Manual, 375 pages  
SLSS - ORDER NO. SUBSCRIPTION ONLY

GY24-5154

DOS OLTEP LOGIC

This reference publication describes the internal logic of the IBM System/360 Disk Operating System On-Line Test Executive Program (OLTEP). It is for persons involved in program maintenance and programmers who are altering the program design.

For titles and abstracts of associated publications, see the IBM SYSTEM/360 AND SYSTEM/370 BIBLIOGRAPHY (GA22-6822).  
Manual, 172 pages  
SLSS - ORDER NO. SUBSCRIPTION ONLY

SY24-5155

OS/VS1 SUPERVISOR LOGIC

This manual describes the purpose and function of the VS1 supervisor and its relationship to the control program. The major areas of the supervisor are identified as interrupt management, task management, contents management, virtual storage management, page management, timer management, and overlay management. Each of the routines related to these functions, the data areas used by the supervisor, and the diagnostic aids for maintaining the system are described in detail. Two appendixes provide information on Program



Fetch, time slicing, shared DASD, extended precision floating point decimal simulator, generalized trace facility, and system management facility.

This manual does not discuss I/O supervision, checkpoint/restart, or recovery management services.

Persons interested in determining sources of errors within or making changes to the internal logic of the VS1 supervisor should read this manual. This manual is also written as a reference tool for educational purposes. Readers must be familiar with programming techniques and the operating principles of VS1.

Prerequisite reading: IBM System/370 System Summary. Manual, 384 pages  
SLSS - ORDER NO. SUBSCRIPTION ONLY

## SY24-5156

OS/VS1 I/O SUPERVISOR LOGIC MANUAL

This manual describes the internal logic of the OS/VS I/O supervisor. It is intended to be used by program support customer engineers and system programmers who alter program design.

The I/O supervisor starts, monitors, and, when necessary, restarts I/O operations.

This manual is comprised of 7 sections:

1. Introduction: Informs you of the I/O supervisor's services and overall operation.
2. Method of Operation: Provides high level HIPO (Hierarchy plus Input-Process-Output) diagrams that describe the operation of the I/O supervisor and guide you into the program listing.
3. Program Organization: Contains functional organization charts of the I/O supervisor, and flowcharts of new or particularly complex routines.
4. Directories: Provides cross-reference lists.
5. Data Areas: Contains descriptions of the data areas that are used primarily by the I/O supervisor.
6. Diagnostic Aids: Contains information to help you interpret the program listing.
7. Appendixes: Supplements both this manual and the program listing. Included are descriptions of SVC routines and optional features, error recording information, error recovery routines, list of abbreviations, and a glossary.

Manual, 184 pages

SLSS - ORDER NO. SUBSCRIPTION ONLY

## SY24-5159

OS/VS1 CHECKPOINT/RESTART LOGIC

Provides a reference to the checkpoint and restart routines for persons involved in program maintenance, and for system programmers who are altering the program design.

Sections included give a brief introduction, major functions, control flow, pointers to the listings, data areas used, and messages issued by the checkpoint and restart routines.

Prerequisite Publications:

- o OS/VS Checkpoint/Restart, GC26-3784
- o OS/VS1 JCL Services, GC24-5100

Manual, 44 pages

SLSS - ORDER NO. SUBSCRIPTION ONLY

## SY24-5160

OS/VS1 IPL AND NIP LOGIC - COMPONENT NOS. 5741-SC1-C1, -C8  
Describes the internal logic of the OS/VS1 Initial Program Loader (IPL) and Nucleus Initialization Program (NIP) for persons involved in program maintenance, and for system programmers who are altering the program design.

Sections included in this reference manual provide the reader with introductory information about IPL and NIP, their functions, their routines, cross-references to the listings, data areas used, messages issued, and possible wait state codes.

Prerequisite Publications:

- o IBM System/370 System Summary, GA22-7001.
- o OS/VS1 Planning and Use Guide, GC24-5090.

Program Logic Manual, 152 pages

SLSS - ORDER NO. SUBSCRIPTION ONLY

## SY24-5161

OS/VS1 JOB MANAGEMENT LOGIC V3

This publication supplements the program listings and makes the information in the listings easier to access. It is for persons involved in program maintenance, providing them with:

- o hierachal overview of the job management functions to show how they operate.
- o functional system flow to illustrate the functions performed by the various job management modules.

The user of this publication should be familiar with OS/VS1 concepts and terminology, which can be found in the prerequisite publications listed here.

An appendix, Dictionary of Abbreviations, is also included.

This publication assumes a knowledge of the OS/VS1 job management functions. The section Method of Operation presents a hierarchical view of the job management functions and serves as a directory to the more detailed figures in the section Program Organization. The Program Organization section can be used alone or with the figures in the section Method of Operation to follow the functions performed by the modules.

Knowledge of the information in the following publication is required for an understanding of this publication:

OS/VS1 Planning and Use Guide, GC24-5090  
OS/VS1 JCL Services, GC24-5100  
OS/VS1 JCL Reference, GC24-5099  
OS/VS1 Supervisor Services and Macro Instructions, GC24-5103

Manual, 800 pages

SLSS - ORDER NO. SUBSCRIPTION ONLY

## SY24-5162

OS/VS IBM 3886 OPTICAL CHARACTER READER MODEL 1 LOGIC COMPONENT NOS. 5741-SC1-, 5742-SC1-, 5752-SC1- DI

This publication, when used with program listings, meets the documentation requirements of support personnel who maintain the Operating System/Virtual Storage (OS/VS) support for the IBM 3886 Model 1 under the Basic Sequential Access Method (BSAM). The publication describes the modules that form the IBM System/370 OS/VS support for the IBM 3886.

Manual, 56 pages

SLSS - ORDER NO. SUBSCRIPTION ONLY

## SY24-5163

OS/VS IBM 3890 DOCUMENT PROCESSOR LOGIC

This publication when used with the program listings, provides the documentation requirements of support personnel who service the Operating System/Virtual Storage (OS/VS) support for the IBM 3890 Document Processor under the Queued Sequential Access Method (QSAM).

This publication describes the following modules that form the IBM System/370 OS/VS support for the IBM 3890:

- o OPEN Executor for the IBM 3890
- o SETDEV module
- o GET Module
- o SYNCH Module
- o CNTRL Module
- o ERP (error recovery procedure) module

Manual, 40 pages

SLSS - ORDER NO. SUBSCRIPTION ONLY

## GY24-5164

OS/VS1 MASTER INDEX OF LOGIC

The Master Index of Logic is a consolidation of the indexes of the system logic publications of OS/VS1.

Items are listed alphabetically and refer to the manual that contains the original index entry. By going to the referenced manual's index the page number of the item can be found.

Index, 400 pages

SLSS - ORDER NO. SUBSCRIPTION ONLY

## SY24-5165

OS/VS DISKETTE COPY PROGRAMMING SUPPORT PROGRAM LOGIC MANUAL, PROG NOS. 5744-BJ1, BL1

A program logic Manual describes the internal design or logic of the subject program. These manuals are intended for persons involved in program maintenance and system programmers who are altering the program design. Program logic information is not necessary for the operation of the program; therefore, distribution of these publications should be limited to persons with maintenance and alteration requirements.

Manual

SLSS - ORDER NO. SUBSCRIPTION ONLY

## SY24-5166

OS/VS1 LOGIC FOR IBM 3540 DISKETTE INPUT/OUTPUT UNIT

This publication documents the internal operation of the programs that support operation of the IBM 3540 Diskette Input/Output Unit under OS/VS1. It helps the programmer follow the internal operation of the programs to determine the location of a program malfunction.

Manual, 100 pages

SLSS - ORDER NO. SUBSCRIPTION ONLY

## SY24-5167

OS/VS2 LOGIC FOR IBM 3540 DISKETTE INPUT/OUTPUT UNIT

This publication documents the internal operation of the programs that support operation of the IBM 3540 Diskette Input/Output Unit under OS/VS2. It helps the programmer follow the internal operation of the programs to determine the location of a program malfunction.

Manual, 150 pages

SLSS - ORDER NO. SUBSCRIPTION ONLY

## LY26-3737

IBM SYSTEM/360 OPERATING SYSTEM TIME SHARING OPTION ASSEMBLER PROMPTER PROGRAM LOGIC MANUAL PROGRAM NUMBER 5734-CP2

This manual describes the assembler prompter, a program product that operates only under the Time Sharing Option (TSO) of the IBM System/360 Operating System.

The assembler prompter consists of two modules that interact with the TSO terminal monitor program (TMP), the parse service routine (IKJPARS), the dynamic allocation interface routine (IKJDAIR), the PUTLINE service routine, and the stack service routine. This manual discusses how the assembler prompter interacts with these routines to

analyze the ASM command and to allocate data sets required by the assembler. It also discusses how the prompter passes control to the assembler.

The manual assumes that the reader knows the ASM command, its operands, and how to use the command as described in the IBM SYSTEM/360 OPERATING SYSTEM: TIME SHARING OPTION ASSEMBLER PROMPTER USER'S GUIDE (SC26-3740). The book also assumes that the reader is familiar with the assembler language and the concepts of TSO as described in: IBM SYSTEM/360 OPERATING SYSTEM: ASSEMBLER LANGUAGE (GC28-6514)

IBM SYSTEM/360 OPERATING SYSTEM: TIME SHARING OPTION GUIDE (GC28-6698)

IBM SYSTEM/360 OPERATING SYSTEM: TIME SHARING OPTION COMMAND LANGUAGE REFERENCE (GC28-6732)

IBM SYSTEM/360 OPERATING SYSTEM: TIME SHARING OPTION GUIDE TO WRITING A TERMINAL MONITOR PROGRAM OR A COMMAND PROCESSOR (GC28-6764)

This manual is intended for people involved in program maintenance, and its distribution is limited to licensees doing maintenance work. Program logic information is not necessary to use the program.  
Manual, 56 pages  
SLSS - ORDER NO. SUBSCRIPTION ONLY

## LY26-3760

OS ASSEMBLER H LOGIC PROG. NO. 5734-AS1

This publication describes the internal logic and operation of Assembler H running under the IBM System/360 Operating System. In addition to descriptive text, this publication contains detailed flowcharts, figures showing the formats of internal tables and data areas, a microfiche directory, and a number of appendixes containing related reference documentation.

Program Logic Manuals are intended for IBM Customer Engineers concerned with program maintenance or alteration, and system programmers concerned with system design.

The reader should be familiar with the IBM System/360 Operating System and with the functions of an assembler.  
Program Logic Manual, 320 pages  
SLSS - ORDER NO. SUBSCRIPTION ONLY

## SY26-3814

OS/VS LOADER LOGIC

This publication describes the internal logic and organization of the OS/VS Loader program. It is intended for persons involved in maintaining or modifying the loader. It is not required for normal use and operation of the program described.

Before using this publication, the reader must be familiar with OS/VS Linkage Editor and Loader, GC26-3813, and OS/VS and DOS/VS Assembler Language, GC33-4010.

Corequisite publications include OS/VS1 Storage Estimates, GC24-5094, or OS/VS2 Storage Estimates, GC28-0604, and OS/VS1 System Data Areas, SY28-0605, or OS/VS2 System Data Areas, SY28-0606.  
Manual, 167 pages  
SLSS - ORDER NO. SUBSCRIPTION ONLY

## SY26-3815

OS/VS LINKAGE EDITOR LOGIC

This publication describes the internal organization and logic of the OS/VS linkage editor. The linkage editor, a processing program, combines and edits modules to produce a load module that can be loaded into virtual storage by the control program.

This publication is intended for persons involved in the maintenance and modification of the linkage editor; it is not required for the normal use and operation of the programs described.

The following publications are required for an understanding of the linkage editor:

- o OS/VS Linkage Editor and Loader, GC26-3813
- o OS/VS Data Management Services Guide, GC26-3783
- o OS/VS ata Management Macro Instructions, GC26-3793
- o OS/VS JCL Reference, GC28-0618

OS/VS1 System Data Areas, SY28-0605, or OS/VS2 System Data Areas, SY28-0606, describes data areas used by the linkage editor.

Manual, 232 pages  
SLSS - ORDER NO. SUBSCRIPTION ONLY

## SY26-3820

OS/VS2 CHECKPOINT/RESTART LOGIC

This book describes the logic of the OS/VS2 routines that take a checkpoint and restart a job at a checkpoint. The major parts of this book and the information in them are as follows:

- o Introduction - describes the checkpoint/restart routines in general terms and briefly tells what they do.
- o Method of Operation - describes the operations performed by checkpoint/restart routines and the input to and output from those operations.
- o Program Organization - shows the flow of control between the modules of checkpoint/restart and

describes the major operations performed by each module.

- o Data Areas - shows the data areas used by checkpoint/restart routines.
- o Diagnostic Aids - Lists the messages, message codes, and return codes generated by checkpoint/restart modules.
- o Modules Directory - lists each checkpoint/restart modules and refers to a figure in "Program Organization" or "Method of Operation" that describes each module.

This book is intended for use by programming systems representatives and system programmers maintaining checkpoint/restart routines.

A general understanding of how the user requests that a checkpoint be taken and restarts his job is prerequisite knowledge for understanding the information in this book. See OS/VS Checkpoint/Restart, GC26-3784, for this type of information.

Manual, 115 pages  
SLSS - ORDER NO. SUBSCRIPTION ONLY

## SY26-3823

OS/VS2 I/O SUPERVISOR LOGIC

Intended as an aid in troubleshooting the OS/VS2 I/O supervisor, the component responsible for communicating with the system's I/O devices. Contains two paths to the microfiche listings: a tutorial path, to make the listings meaningful to the reader lacking a basic understanding of the I/O supervisor's function and design; and a diagnostic path, to get the knowledgeable reader from a dump, a message, or an error code as near the source of error as possible.

The chapters that make up the tutorial path name and classify the collars of the I/O supervisor, tell how the callers ask for services, and describe how the I/O supervisor performs the services. The chapters that make up the diagnostic path show the diagnostic output of I/O supervisor procedures and give the flow-of-control between the procedures.

Contains two appendixes; the first describes the logic of the OS/VS2 EXCP processor, a component that communicates the requests of some IBM access methods to the IBM access methods to the I/O supervisor; the second gives an overview of the error recovery processing that is done following an I/O error.

Related Publication: OS/VS2 Scheduler and Supervisor Logic, SY28-0621

listings, this publication allows the reader to maintain or make changes to the I/O supervisor when necessary.

Related publications include OS/VS2 Supervisor Manual, 140 pages  
SLSS - ORDER NO. SUBSCRIPTION ONLY

## SY26-3825

OS/VS2 VIRTUAL STORAGE ACCESS METHOD (VSAM) LOGIC

This manual is intended for maintenance personnel and development programmers who require an in-depth knowledge of OS/VS2 VSAM/2 design, organization, and data areas. The virtual Storage Access Method (VSAM) is an access method for use with OS/VS for data stored on direct-access storage devices.

The manual describes the internal logic of VSAM and contains module directories and diagnostic information. It should be used with the program listings and with the VSAM microfiche cross-reference tables that show which program modules reference the fields of data areas, which modules issue the macros used by VSAM, and how control flows between program procedures.

OS/VS Virtual Storage Access Method (VSAM) Programmer's Guide, GC26-3838, is a prerequisite.

Manual, 300 pages  
SLSS - ORDER NO. SUBSCRIPTION ONLY

## SY26-3826

OS/VS2 CATALOG MANAGEMENT LOGIC

This manual is intended for maintenance personnel and development programmers who require an in-depth knowledge of OS/VS2 Catalog Management's design, organization, data areas, and diagnostic information.

The manual describes the internal logic of OS/VS Catalog management and contains diagnostic information, data area descriptions, and figures and tables that show the relationship between various parts of the program.

OS/VS Virtual Storage Access Method (VSAM) Programmer's Guide, GC26-3838, and OS/VS Access Method Services, GC26-3836, are prerequisites.

Manual, 320 pages  
SLSS - ORDER NO. SUBSCRIPTION ONLY

## SY26-3827

OS/VS2 OPEN/CLOSE/EOV LOGIC

This publication is intended for system programmers and people who want to understand the Open/Close/End-of-Volume (EOV) (functions).

Open opens a data set by linking system control blocks so that the access methods can perform the input/output operations. EOVS applies these linkages when the end of a volume of a multivolume data set is reached and performs end-of-data processing. Close closes a data set by restoring the system control blocks to the contents they had before the data set was opened.



The book is divided into the following sections: Introduction, Method of Operation, Program Organization, Directory, Data Areas, and Diagnostic Aids. The latter section discusses how to use a set of routines called Problem Determination to find the causes of errors that occur during Open/Close/EOV processing.

The reader is expected to be familiar with OS Data Management, as described in OS/VS Data Management Services Guide, GC26-3783.

Manual

SLSS - ORDER NO. SUBSCRIPTION ONLY

## SY26-3828

OS/VS2 DADSM LOGIC, COMPONENT NO. 5742-SC1-D4 AND 5752-SC1-D4

This manual provides detailed information about the direct-access device space management (DADSM) routines. The DADSM routines allocate and release space on a direct-access volume by altering the volume table of contents. This publication describes how these routines operate and how they relate to each other and to the control program (OS/VS); it also describes data set control blocks, which make up the volume table of contents.

The intended audience is persons who support the DADSM routines and system programmers who wish to alter the design of these routines. Cross-references to module names and to labels, within each module of the DADSM routines are provided, as are descriptions of data areas, and methods of diagnosing DADSM problems. Prerequisite Publications:

For how-to and reference information on allocating, extending, and releasing space as direct-access volumes: OS/VS1 JCL, GC28-0692

For reference information on space allocation:

OS/VS Data Management Services Guide, GC26-3783.

For reference and how-to information on deleting data sets (SCRATCH macro), renaming data sets (RENAME macro), obtaining access to DSCBs (OBTAIN macro) and providing password protection for data sets (PROTECT macro):

OS/VS2 System Programming Library: Data Management

GC26-3830

Manual, 150 pages

SLSS - ORDER NO. SUBSCRIPTION ONLY

## SY26-3831

OS/VS2 BDAM LOGIC, COMPONENT NO. 5742-SC1-D7 AND 5752-SC1-D7

This book describes the internal logic of the Basic Direct Access Method (BDAM) for OS/VS2. It is intended as a reference book for IBM Programming Support Representatives and system programmers who maintain or alter BDAM routines.

A general knowledge of data management is required for understanding the information in this book. See OS/VS Data Management Services Guide, GC26-3783, for background information on data management.

Manual, 140 pages

SLSS - ORDER NO. SUBSCRIPTION ONLY

## SY26-3832

OS/VS2 SAM LOGIC

This manual contains a general description of the Get, Put, Write and associated modules for QSAM, BSAM, and BPAM. SAM executors and appendages are also described.

The manual is intended for use by persons involved in programming support and system programmers who are altering the program design.

The SAM routines used for optical character readers, and magnetic character readers are discussed in separate publications, in the IBM System/360 and System/370 Bibliography, GA22-6822. These publications are prerequisites for this publication:

o OS/VS2 Planning Guide, for OS/VS2, GC28-0667.

o OS/VS Data Management Services Guide, GC26-3783.

Manual, 283 pages

SLSS - ORDER NO. SUBSCRIPTION ONLY

## SY26-3833

OS/VS2 ISAM LOGIC-COMPONENT NO. 5742-SC1-D8

This publication describes the program logic of the two indexed sequential access methods: the queue indexed sequential access method (QISAM) and the basic indexed sequential access method (BISAM). It also discusses the relationship of indexed sequential access method routines to other parts of the control program.

This publication is intended for personnel supporting or modifying ISAM.

These publications are prerequisite to this publication:

o OS/VS Data Management Services Guide, GC26-3783

o OS/VS Data Management Macro Instructions, GC26-3793

Manual, 288 pages

SLSS - ORDER NO. SUBSCRIPTION ONLY

## SY26-3834

OS/VS2 VIO LOGIC

This book describes what the VIO processor does and how it operates. It is intended for IBM programming support representatives and system programmers who are learning about, supporting, or modifying the VIO logic. They should be thoroughly familiar with the OS/VS2 environment and with channel programming.

VIO enables system-named temporary data sets to reside in external page storage and to be processed using paging I/O. VIO interprets regular L/O requests and simulates

their execution by moving data between a user's buffer and the VIO buffer. VIO uses paging I/O to cause the pages in the VIO buffer to be intermittently paged in or out of main storage as required.

To thoroughly understand the logic involved in VIO processing, this book should be used with either listings, or microfiche of compiled VIO source code.

The following are prerequisite publications:

- o For information about ASM processing in support of VIO, see OS/VS2 Auxiliary Storage Management (ASM) Logic, SY35-0009
- o For an orientation to the OS/VS2 system, see OS/VS2 Planning Guide for Release 2, GC28-0667
- o For information about job management, task management, real storage management (RSM), virtual storage management (VSM), and recovery/termination management (RTM) and their support of VIO processing, see OS/VS2 Scheduler and Supervisor Logic, SY28-0621
- o For information about L/O appendages, see OS/VS2 System Programming Library: Data Management, GC26-3830.

Manual

SLSS - ORDER NO. SUBSCRIPTION ONLY

## SY26-3836

OS/VS1 BDAM LOGIC - PROGRAM NUMBER 5741-SC1-D7

This book describes the internal logic of the Basic Direct Access Method (BDAM). It is intended as a reference book for IBM programming support representatives and system programmers maintaining BDAM routines and for customer system programmers modifying BDAM routines.

A general knowledge of data management and OS/VS is required for understanding the information in this book. See OS/VS Data Management Services Guide, GC26-3783, for background information about data management and OS/VS1 Planning and Use Guide, GC24-5090, for information about OS/VS1.

Manual, 110 pages

SLSS - ORDER NO. SUBSCRIPTION ONLY

## SY26-3837

OS/VS1 DADSM LOGIC - PROGRAM NUMBER 5741-SC1-D4

This manual provides detailed information about the direct access device space management (DADSM) routines. The DADSM routines allocate and release space on a direct access volume by altering the volume table of contents. This publication describes how these routines operate and how they relate to each other and the system control program (OS/VS1); it also describes data set control blocks which make up the volume table of contents.

The intended audience is persons who support the DADSM routines and system programmers who wish to alter the design of these routines. Cross-references to module names and to labels within each module of the DADSM routines are provided, as are descriptions of data areas, and methods of diagnosing DADSM problems.

Prerequisite publications:

- o For how to and reference information on allocating extending and releasing space on direct-access volumes: OS/VS1 JCL Services, GC24-5100, and OS/VS1 JCL Reference, GC24-5099.
- o For reference information on space allocation: OS/VS Data Management Services Guide, GC26-3783.
- o For reference and how-to information on deleting data sets (SCRATCH macro), renaming data sets (RENAME macro), obtaining access to DSCBs (OBTAIN macro) and providing password protection for data sets (PROTECT macro):
- o For general information about the operating system: OS/VS1 Planning and Use Guide, GC24-5090
- o For details about the System Management Facilities (SMF) records: OS/VS System Management Facilities (SMF), GC35-0004
- o For reference and how-to information on using IEHLIST, OS/VS Utilities, GC35-0005

OS/VS1 Data Management for System Programmers, GC26-3837. Drop shipped to major users; minimal supply available at IBM Distribution Center to meet other requirements.

Manual, 147 pages

SLSS - ORDER NO. SUBSCRIPTION ONLY

## SY26-3838

OS/VS1 ISAM LOGIC - PROGRAM NUMBER 5741-SC1-D8

This publication describes the program logic of the two indexed sequential access methods: the queued indexed sequential access method (QISAM) and the basic indexed sequential access method (BISAM). It also discusses the relationship of indexed sequential access method routines to other parts of the control program.

This publication is intended for personnel supporting or modifying ISAM. These publications are prerequisite to this publication.

o OS/VS Data Management Services Guide, GC26-3783

o OS/VS Data Management Macro Instructions, GC26-3793

Manual, 288 pages

SLSS - ORDER NO. SUBSCRIPTION ONLY

## SY26-3839

OS/VS1 OPEN/CLOSE/EOV LOGIC

This publication describes the functions (units of processing) and modules (unit of code) of the Open/Close/End-of Volume portion of the operating system.

It also describes the relationship of Open/Close/EOV to the portions of the operating system that give control to and receive control from it. Open/Close/EOV modifies system control blocks, and mounts and verifies volumes so that I/O operations can be performed. This publication is divided into seven sections: Introduction, Method of Operation, Program Organization, Module Directory, Data Areas, Diagnostic Aids, and Appendix.

This book uses DCB and ACB as interchangeable terms. Where it is necessary to refer to both control blocks, they are referred to as DCB/ACB or DCB or ACB. DCB is used as the prefix for all fields within these control blocks (for example, DCBMACRF). The ACB is used by the job entry subsystem (JES) and by the virtual storage access method (VSAM) to logically connect the system program or a user's program to a data set, in the same way that a DCB is used. Manual, 240 pages

SLSS - ORDER NO. SUBSCRIPTION ONLY

SY26-3840

OS/VS1 SAM LOGIC

The information in this manual is intended for programming support customer engineers and programmers who require specific information about (QSAM) queued sequential access method, (BASAM) basic sequential access method, and (BPAM) basic partitioned access method routines.

A general understanding of data management is prerequisite knowledge for understanding the information in this book. See OS/VS Data Management Services Guide, GC26-3783, for background information on data management.

The manual is organized into six sections: Introduction, Method of Operation, Directory, Data Areas, Program Organization and Flow of Control, and Appendixes.

Manual, 232 pages

SLSS - ORDER NO. SUBSCRIPTION ONLY

SY26-3841

OS/VS1 VIRTUAL STORAGE ACCESS METHOD (VSAM) LOGIC

This book is intended for maintenance personnel and development programmers who require an in-depth knowledge of OS/VS1 VSAM's design, organization, data areas, and diagnostic information.

The book describes the internal logic of the OS/VS1 Virtual Storage Access Method (VSAM) and contains diagnostic information, data area descriptions, and figures and tables that show the relationship between various parts of the program.

OS/VS Virtual Storage Access Method (VSAM) Programmer's Guide, GC26-3838, and OS/VS Access Method Services, GC26-3836, are prerequisite books.

Manual, 453 pages

SLSS - ORDER NO. SUBSCRIPTION ONLY

GY27-7198

IBM SYSTEM/360 OPERATING SYSTEM: MACHINE-CHECK HANDLER FOR SYSTEM/370 MODELS 155 THRU 168 (LOGIC), P/N 360S-DN-539

This manual describes the internal operations of the Machine-Check Handler (MCH) for the IBM System/370 Models 155 and 165. MCH is a standard component of the MFT and MVT versions of System/360 Operating System when used with the Models 155 and 165.

This manual is written for persons who maintain the program or who are altering the program's design. Its primary purpose is to serve as a guide to the program listings.

Program Logic Manual, 192 pages

SLSS - ORDER NO. SUBSCRIPTION ONLY

GY27-7228

7074 OS EMULATOR ON MODELS 165/168 - LOGIC PROG. NOS. 360C-EU-739 (OS), 5744-AK1 (VS1, VS2)

This publication describes the internal logic of the IBM 7074 Emulator Program for the IBM System/370 Models 165 and 168. The emulator program is a problem program that executes under the MFT, MVT, VS1, or VS2 configuration of the Operating System. The IBM Compatibility Feature #7117 must be installed on the model you use.

The emulator program executes object programs written for the IBM 7074 Data Processing System. Major topics in this publication are the logic of the emulator program; the relationships among the emulator program, the compatibility feature, and the operating system; and the logic of tape formatting programs used in conjunction with the emulator.

This publication is a reference manual for persons responsible for emulator program maintenance.

Manual

SLSS - ORDER NO. SUBSCRIPTION ONLY

GY27-7229

7080 OS EMULATOR ON MODELS 165/168: LOGIC, PROG. NOS. 360C-EU-737 (MFT/MVT), 5744-AL1 (VS1/VS2)

This manual describes the internal logic of the IBM 7080 Emulator Program for the IBM System/370 Model 165. The emulator program is a problem program that executes under the MFT and MVT configuration of the IBM System/360 Operating System. The IBM Compatibility Feature #7118 must be installed on the Model 165.

The emulator program executes object programs written for the IBM 7080 Data Processing System. Major topics are the logic of the emulator program; the relationships among the emulator program, the compatibility feature, and the operating system; and the logic of tape formatting programs

used in conjunction with the emulator.

This publication is a reference manual for persons responsible for emulator program maintenance. Readers should be experienced with the IBM 7080 Data Processing System and have a working knowledge of the MFT or MVT configuration of the IBM System/360 Operating System. Systems Library, 204 pages

SLSS - ORDER NO. SUBSCRIPTION ONLY

LY27-7230

VIDEO/370 LOGIC MANUAL - PROGRAM NUMBERS 5734-RC5, 5736-RC3

This manual presents the logic of VIDEO/370, which allows direct data entry through the use of IBM 3270 display stations. It describes the functions of VIDEO/370, the routines that perform the functions, and the data areas used by the routines. Information for diagnosing problems with the VIDEO/370 sample program is also included.

This book is intended for use by IBM program service representatives, Field Engineering education, SDD product programmers, DPD system engineers, or customers performing similar functions.

Manual, 224 pages

SLSS - ORDER NO. SUBSCRIPTION ONLY

GY27-7237

IBM SYSTEM/360 OPERATING SYSTEM: MACHINE-CHECK HANDLER FOR SYSTEM/370 MODELS 135 AND 145 (LOGIC), P/N 360S-DN-539

This manual describes the internal operations of the Machine-Check Handler (MCH) for the IBM System/370 Models 135 and 145. MCH is a standard component of the MFT version of the System/360 Operating System when used with the Model 135 or the Model 145.

This manual is written for persons who maintain the program or who are altering the program's design. Its primary purpose is to serve as a guide to the program listings.

Program logic manual, 128 pages

SLSS - ORDER NO. SUBSCRIPTION ONLY

GY27-7238

7074 OS EMULATOR ON MODELS 155/158 LOGIC PROG. NOS. 360C-EU-741 (OS); 5744-AJ1 (VS1, VS2)

This manual describes the internal logic of the IBM 7074 Emulator Program for the IBM System/370 Model 155. The emulator program is a problem program that executes under the MFT or MVT configuration of the IBM System/360 Operating System. The IBM Compatibility Feature #7117 must be installed on the Model 155.

This manual describes how the emulator program executes object programs written for the IBM 7074 Data Processing System. Major topics are the logic of the emulator program; the relationship among the emulator programs, the compatibility feature, and the operating system; the logic of the tape formatting programs used in conjunction with the emulator and the logic of the compatibility feature.

This publication is a reference manual for persons responsible for maintenance of the emulator program, tape formatting programs, and compatibility feature. Readers should be experienced with the IBM 7074 Data Processing System and have a working knowledge of the MFT or MVT configuration of the IBM System/360 Operating System. Manual, 228 pages

SLSS - ORDER NO. SUBSCRIPTION ONLY

SY27-7239

OS/VS RECOVERY MANAGEMENT SUPPORT LOGIC - COMPONENT NOS. 5741-SCI-CE, 5742-SCI-CE

This publication describes three recovery management programs that are part of OS/VS:

- o The Machine-Check Handler, a program that processes machine-check interruptions. Depending on the severity of the malfunction, the Machine-Check Handler (1) restores the system to normal operation, (2) terminates tasks associated with the malfunction so the system can resume processing, or (3) places the system in a wait state. In all cases, the Machine-Check Handler writes diagnostic messages and error records.
- o The Channel-Check Handler, a program that receives control after the detection of a channel data check, channel control check, or interface control check. The Channel-Check Handler analyzes the channel error and provides the results of this analysis to the appropriate error recovery procedure and to the operator and system maintenance personnel.
- o Dynamic Device Reconfiguration, a program that permits a demountable volume to be moved from one device to another and repositioned. This method is used to bypass I/O errors and avoid abnormally terminating the affected job or reloading the system.

Manual, 164 pages

SLSS - ORDER NO. SUBSCRIPTION ONLY

SY27-7240

OS/VS GRAPHICS ACCESS METHOD LOGIC MANUAL

Describes the internal logic of the Graphics Access Method (GAM) for the IBM 2250 Display Unit, Models 1 and 3, and the IBM 2260 Display Station (Local Attachment). Areas of the program that perform specific functions are identified and related to the program listings.

GAM consists of input/output and control routines that are part of the graphic programming services for the 2250 display unit and the 2260 display station. The GAM routines perform three major functions:

- o Graphic data management (including buffer management)
- o Input/output control
- o Attention handling (both basic and express)

This program logic manual is directed to the IBM customer engineer, who maintains the program, and to the system programmer, who may wish to alter the program design. It should be used in conjunction with, and as a guide to, appropriate program listings. Program logic information is not necessary for program operation and use.

Manual, 104 pages  
SLSS - ORDER NO. SUBSCRIPTION ONLY

## SY27-7241

OS/VS GRAPHICS PROBLEM-ORIENTED ROUTINES LOGIC

This manual describes the internal logic of the problem oriented routines (PORs) for the IBM 2250 Display Unit, Models 1 and 3. Areas of the program that perform specific functions are identified and related to the program listings.

PORs, which are part of the graphic programming services for the 2250 display unit, are generalized routines that generate graphic orders for displaying various images and alphanumeric information on the 2250 display unit. Each POR is described in detail to show its internal structure and logic.

This program logic manual is directed to the IBM customer engineer, who maintains the program, and to the system programmer, who may wish to alter the program design. It should be used in conjunction with, and as a guide to, the appropriate program listings. Program logic information is not necessary for program operation and use.

Manual, 52 pages  
SLSS - ORDER NO. SUBSCRIPTION ONLY

## SY27-7242

OS/VS GRAPHIC SUBROUTINE PACKAGE (GSP) FOR FORTRAN IV, COBOL, AND PL/I LOGIC MANUAL

This manual describes the internal logic of the graphic subroutine package (GSP), a program that enables a FORTRAN, COBOL, or PL/I programmer to write graphic programs for the IBM 2250 Display Unit under the control of OS/VS. GSP may also be used in an assembler language program.

This program logic manual is directed to the IBM customer engineer, who maintains the program, and to the system programmer, who may wish to alter the program design. It should be used in conjunction with, and as a guide to, the appropriate program listings. Program logic information is not necessary for program operation and use.

Manual, 136 pages  
SLSS - ORDER NO. SUBSCRIPTION ONLY

## SY27-7243

OS/VS2 IPL AND NIP LOGIC - COMPONENT NOS. 5742-SCI-C1, -C8

This publication describes the logic of the IPL (initial program loader) and NIP (nucleus initialization program) support for OS/VS2. The information is intended for use by personnel involved in program maintenance. IPL loads the nucleus designated by the user and prepares the system for initialization. NIP initializes the nucleus and the remainder of real storage in preparation for system execution.

Readers of this publication should be familiar with the following publications:

- o OS/VS Supervisor Services and Macro Instructions, GC27-6979.
- o OS/VS2 Supervisor Logic, SY27-7244.

The following publications may be helpful in understanding IPL and NIP:

- o OS/VS Message Library: VS2 System Messages, GC38-1002.
- o OS/VS Message Library: VS2 System Codes, GC38-1008.
- o Operator's Library: OS/VS2 Reference, GC38-0210.
- o OS/VS2 System Data Areas, SY28-0606.

Manual, 208 pages  
SLSS - ORDER NO. SUBSCRIPTION ONLY

## SY27-7244

OS/VS2 SUPERVISOR LOGIC VOLUME I

This publication describes the logic of the OS/VS2 supervisor, its relationship to the other portions of the control program, and the interaction between supervisor modules.

The information in this manual is intended for personnel who are responsible for determining sources of error within or making modifications to the VS2 supervisor.

The supervisor support for the communications task and checkpoint/restart are not documented in this publication. The communications task which is documented in OS/VS2 Job Management Logic, SY28-0620; checkpoint/restart logic is documented in OS/VS2 Checkpoint/Restart Logic,

SY26-3820.

To understand the information in this publication, you must be familiar with the basic concepts of and services provided by the VS2 supervisor as described in OS/VS Supervisor Services and Macro Instruction, GC27-6979.

Manual, 1,012 pages  
SLSS - ORDER NO. SUBSCRIPTION ONLY

## GY27-7245

DOS VERSION 4 BTAM LOGIC, PROG. NO. 370N-CQ-469

This publication describes the internal logic of the Basic Telecommunications Access Method (BTAM) in Version 4 (Release 27) of the Disk Operating System (DOS). It is intended for persons involved in program maintenance and for systems programmers who are altering the program design. It can be used to help locate BTAM application program errors. This publication contains:

- o An overview of BTAM logic
- o A guide to specific BTAM routines by alphabetical name of the routine and by function
- o Routine descriptions and flowcharts

This information is designed to be used with the program listings.

The user should be familiar with how BTAM is used; this is described in the SRL publication, DOS Version 4 Basic Telecommunications Access Method, GC27-6978.

Manual, 436 pages  
SLSS - ORDER NO. SUBSCRIPTION ONLY

## SY27-7246

OS/VS BTAM LOGIC MANUAL

This publication describes the internal logic of the Basic Telecommunications Access Method (BTAM). It is intended for use by persons involved in program maintenance and by system programmers who are altering the program design. Program logic information is not necessary for the use and operation of the program; therefore, distribution of this publication is limited to those with maintenance and alteration requirements.

Manual, 339 pages  
SLSS - ORDER NO. SUBSCRIPTION ONLY

## SY27-7249

DOS/VS QTAM LOGIC MANUAL - COMPONENT NUMBER 5745-SC-QTM

This reference publication describes the internal logic of the Queued Telecommunications Access Method (QTAM) under DOS/VS (Disk Operating System with Virtual Storage).

It is intended for persons involved in program maintenance and by systems programmers who are altering the program design. Program logic information is not necessary for the operation of the program; therefore, the distribution of this publication is limited to those with maintenance and alteration requirements.

Manual, 369 pages  
SLSS - ORDER NO. SUBSCRIPTION ONLY

## SY27-7250

OS/VS2 RECOVERY MANAGEMENT SUPPORT LOGIC

Describes the logic of the Machine-Check Handler, The Channel Check Handler, Dynamic Device Reconfiguration, and the Missing Interruption Handler. The intended audience is system maintenance personnel, including customer engineers, programming support representatives, and system programmers. An understanding of OS/VS2, including paging and I/O operation, is assumed.

Manual, 132 pages  
SLSS - ORDER NO. SUBSCRIPTION ONLY

## SY27-7251

DOS/VS BTAM LOGIC MANUAL - COMPONENT NUMBER 5745-SC-BTM

This publication describes the internal logic of the Basic Telecommunications Access Method (BTAM) in DOS/VS (Disk Operating System with Virtual Storage). It is intended for persons involved in program maintenance and for systems programmers who are altering the program design. It can be used to help locate BTAM application program errors. This publication contains:

- o An overview of BTAM logic
- o A guide to specific BTAM routines by alphabetic name of the routine and by function
- o Routine descriptions and flowcharts

This information is designed to be used with the program listings.

The user should be familiar with how BTAM is used; this is described in the SRL publication DOS/VS BTAM, GC27-6989.

Manual, 456 pages  
SLSS - ORDER NO. SUBSCRIPTION ONLY

## GY27-7255

OS/VS2 HASP II VERSION 4 LOGIC MANUAL - PROGRAM NUMBER 370H-TX-001

This manual describes the purpose and function of HASP and its relationship to OS/VS2 Release 1. It does not replace the program listings; it supplements them and makes the information in them more accessible.

This publication contains seven sections:

Section 1 Introduction - describes the general

characteristics and functions of HASP II Version 4.

Section 2 Method of Operation - contains HIPO (Hierarchy plus Input-Process-Output) diagrams that describe the operation of HASP II Version 4. The diagrams are high level and are designed to guide the reader to a particular area of the program listing.

Section 3 Program Organization - describes the HASP general program organization and each of the HASP processors.

Section 4 Directory - provides cross-reference lists.

Section 5 Data Areas - contains descriptions of the interrelationship and content of HASP data areas and control blocks.

Section 6 Diagnostic Aids - contains information necessary for interpreting the program listing and diagnosing program failures.

Section 7 Appendix A HASP Programmer Macros - describes HASP macro instructions and their use.

Glossary - defines HASP terms.

Related OS/VS publications are listed in the IBM System/360 and System/370 Bibliography, GA22-6822.  
Manual, 484 pages  
SLSS - ORDER NO. SUBSCRIPTION ONLY

## SY27-7256

INTRODUCTION TO VTAM LOGIC

This publication describes the general way that the Virtual Telecommunications Access Method (VTAM) works, the interfaces that exist between major groups of VTAM routines, and the control blocks that VTAM uses. The VTAM routines are grouped into six major categories: initialization and termination services configuration services; system services; and reliability, availability, and serviceability.

This publication is one of a set of publications that describe the logic of VTAM. It describes the high-level logic, which is similar in the DOS/VS, OS/VS1, and OS/VS2 versions of VTAM. The VTAM logic manuals for each system describe the lower-level, system-dependent VTAM logic.  
Manual, 116 pages  
SLSS - ORDER NO. SUBSCRIPTION ONLY

## SY27-7257

OS/VS1 VTAM LOGIC

This manual is the second part of a two-part description of the logic of the Virtual Telecommunications Access Method (VTAM) for OS/VS1. The first part is the Introduction to VTAM Logic, SY27-7256, which describes the high-level logic. The two manuals are intended primarily for IBM Programming Support Representatives, to enable them to quickly locate failures in the access method. Using OS/VS1 VTAM Logic, the PSR can determine the module that performs a particular function; pertinent information about each module is provided and control flow diagrams show how control passes between modules.

The data areas for OS/VS1 VTAM Logic are contained in a separate publication, VTAM Data Areas, SY27-7263.

Prerequisite Publications: DOS/VTAM Logic, SY27-7262  
Manual, 992 pages  
SLSS - ORDER NO. SUBSCRIPTION ONLY

## GY27-7259

7094 OS EMULATOR ON MODELS 165/168: LOGIC, PROG. NOS. 360C-EU-740 (MFT/MVT) & 5744-AM1 (VS1/VS2)

This manual describes the internal logic of the IBM 709/7090/7094 II Emulator Program for the IBM System/370 Model 165. The emulator program is a problem program that executes under the MFT and MVT configurations of the IBM System/360 Operating System. The IBM Compatibility Feature #7119 must be installed on the Model 165.

The emulator program executes object programs written for the IBM 709, 7090, 7094, or 7094 II Data Processing System. Major topics are the logic of the emulator program; the relationship among the emulator program, the compatibility feature, and the operating system; and the logic of tape formatting programs used in conjunction with the emulator.

This publication is a reference manual for persons responsible for emulator program maintenance. Readers should be experienced with the IBM 709, 7090, 7094, or 7094 II Data Processing System, and have a working knowledge of the MFT or MVT configuration of the IBM System/360 Operating System.

Manual  
SLSS - ORDER NO. SUBSCRIPTION ONLY

## SY27-7260

OS/VS2 GRAPHIC ACCESS METHOD LOGIC

Describes the internal logic of the Graphics Access Method (GAM) for the IBM 2250 Display Unit, Models 1 and 3, and the IBM 2260 Display Station (Local Attachment). Areas of the program that perform specific functions are identified and related to the program listings.

GAM consists of input/output and control routines that are part of the graphic programming services for the 2250 display unit and the 2260 display station. The GAM routines

perform three major functions:

- o Graphic data management (including buffer management)
- o Input/Output control
- o Attention handling (both basic and express)

This program logic manual is directed to the IBM customer engineer, who maintains the program, and to the system programmer, who may wish to alter the program design. It should be used in conjunction with, and as a guide to, appropriate program listings. Program logic information is not necessary for program operation and use.  
Manual, 108 pages  
SLSS - ORDER NO. SUBSCRIPTION ONLY

## SY27-7262

DOS/VS VTAM LOGIC

This manual is the 2nd part of a 2 part description of the logic of the virtual Telecommunications Access Method (VTAM) for DOS/VS. The 1st part is the Introduction to VTAM Logic, SY27-7256, which describes the high-level logic.

The two manuals are intended primarily for IBM Programming Support Representatives to enable them to quickly locate failures in the access method. Using DOS/VS VTAM Logic, the PSR can determine the module that performs a particular function; pertinent information about each module is provided and control flow diagrams show how control passes between modules.

The data area for DOS/VS VTAM Logic are contained in a separate publication, VTAM DATA AREAS, SY27-7263.  
Manual, 754 pages  
SLSS - ORDER NO. SUBSCRIPTION ONLY

## SY27-7263

VTAM DATA AREAS (OS/VS1 AND DOS/VS) LOGIC MANUAL

Intended to be used in conjunction with DOS/VS VTAM Logic, SY27-7262 or OS/VS1 VTAM Logic, SY27-7257, this manual provides diagrams of each VTAM data area, together with lists of fields (alphabetically and by displacement) and lists of flags, masks, and constants for each data base area.

Prerequisite publications - NONE  
Manual, 276 pages  
SLSS - ORDER NO. SUBSCRIPTION ONLY

## SY27-7266

OS/VS1 VTAM DATA AREAS

This edition replaces and makes obsolete the publication VTAM DATA AREAS SY27-7263-0 and Technical Newsletter SN27-1453. This manual provides data maps for OS/VS1 VTAM.

Included are lists of fields by displacement and in alphabetical order, a list of flags and masks, and a list of constants for each data area.

The primary users of this manual are IBM PSR's and customer system programmers.  
Prerequisites: VTAM Concepts and Planning GC27-6998 and OS/VS1 VTAM Logic SY27-7257.  
Manual, 305 pages  
SLSS - ORDER NO. SUBSCRIPTION ONLY

## SY27-7267

OS/VS2 VTAM DATA AREAS

This manual provides data maps for OS/VS2 VTAM. Included are a list of fields by displacement and in alphabetical order, a list of flags and masks, and a list of constants for each data area. The primary users of this manual are IBM PSR's and customer system programmers.

PREREQUISITES: VTAM Concepts and Planning GC27-6998  
OS/VS2 VTAM Logic SY28-0621

Manual, 240 pages

SLSS - ORDER NO. SUBSCRIPTION ONLY

## GY28-0603

OS/VS MASTER INDEX OF LOGIC

This publication consolidates the indexes of program logic manuals for OS/VS; it applies to both VS1 and VS2.

The master index lists topics alphabetically, and refers to manuals where these topics are discussed. The indexes of these manuals list the same topics and refer to specific pages.

Index, 320 pages

SLSS - ORDER NO. SUBSCRIPTION ONLY

## SY28-0605

OS/VS1 SYSTEM DATA AREAS

This publication describes the contents and format of the major control blocks used by more than one component of the OS/VS1 control program. This publication is to be used by IBM software support personnel and by system programmers who require information about the individual fields contained in the system's major control blocks.

Manual, 600 pages

SLSS - ORDER NO. SUBSCRIPTION ONLY

## SY28-0620

OS/VS2 JOB MANAGEMENT LOGIC MANUAL

This publication provides the information necessary to trace function and program organization through the job management part of the control program. The intended audience is primarily involved with system maintenance but may possibly be altering system design.

The major functions described are master scheduler

initialization, system input/output processing, initiating and terminating tasks, allocating and freeing devices, processing commands, managing work queues, communicating with the system operator and console, recovering from errors, and recording system information.

The program organization necessary to accomplish the functions provided is described, and local data areas, a module directory, an introductory overview of job management, and a section tying message IDs to the issuing and detecting modules, are provided.  
Manual, 640 pages  
SLSS - ORDER NO. SUBSCRIPTION ONLY

## SY28-0622

OS/VS2 JES 2 LOGIC

This manual describes the purpose and functions of JES2 and its relationship to OS/VS2 Release 2. It does not replace the program listings; it supplements them and makes the information in them more accessible. This publication contains the following sections:

- Section 1 Introduction - describes the general characteristics and functions of JES2.
- Section 2 Method of Operation - contains HIPO (Hierarchy plus Input-Process-Output) diagrams that describe the operation of JES2. The diagrams are high level and are designed to guide the reader to a particular area of the program listings.
- Section 3 Program Organization - describes the JES2 general program organization and each of the JES2 processors.
- Section 4 Directory - provides cross-reference lists.
- Section 5 Data Areas - contains descriptions of the interrelationship and content of data areas and control blocks.
- Section 6 Diagnostic Aids - contains information necessary for interpreting the program listing and diagnosing program failures.
- Section 7 Appendixes:
  - A - JES2 Programmer Macros - describes JES 2 macro and their use.
  - B - MULTI-LEAVING\* - describes the basic principles of MULTI-LEAVING.
  - C - Remote Terminal Bootstrap - describes the RTPBOOT bootstrap program.
  - D - External Writer - describes the External Writer program which is used for producing SYSOUT data sets on magnetic tape or direct-access devices.

Manual, 828 pages  
SLSS - ORDER NO. SUBSCRIPTION ONLY

## SY28-0623

OS/VS2 SYSTEM INITIALIZATION LOGIC

This publication describes the functions and internal logic of the system initialization process for the OS/VS2 Release 2 System. This publication is intended for the IBM programming systems representative who is involved in modifying system initialization programs.  
Systems publication, 260 pages  
SLSS - ORDER NO. SUBSCRIPTION ONLY

## SY28-0624

OS/VS2 SCHEDULER AND SUPERVISOR LOGIC VOLUME 1 OF 3

This publication documents the internal logic of the following scheduler and supervisor functions:

- o Communications Task
- o Command Processing (including Reconfiguration Commands)
- o LOGON Scheduling
- o System Resources Manager
- o System Activity Measurement Facility (MF/1)
- o Region Control Task
- o Started Task Control (including START/LOGON/MOUNT)
- o Job Scheduler:
  - Subsystem Interface
  - Master Subsystem
  - Initiator/Terminator
  - SWA Create Interface
  - Converter/Interpreter
  - SWA Manager
  - Allocation Unallocation
  - System Management Facilities (SMF)
  - System Log
  - Checkpoint/Restart
- o Timer Supervision
- o Supervisor Control
- o Task Management
- o Program Management
- o Real Storage Management
- o Virtual Storage Management
- o Recovery/Termination Management (R/TM)

To order Scheduler and Supervisor Logic Volumes 1, 2, and 3 (SY28-0624-0, SY28-0625-0, SY28-0626-0) use order number SBOF-8210.  
Manual, 800 pages  
SLSS - ORDER NO. SUBSCRIPTION ONLY

## SY28-0625

OS/VS2 SCHEDULER AND SUPERVISOR LOGIC - VOLUME 2 OF 3

This publication documents the internal logic of the following scheduler and supervisor functions:

- o Communications Task

- o Command Processing (including Reconfiguration Commands)
- o LOGON Scheduling
- o System Resources Manager
- o System Activity Measurement Facility (MF/1)
- o Region Control Task
- o Started Task Control (including START/LOGON/MOUNT)
- o Job Scheduler:
  - Subsystem Interface
  - Master Subsystem
  - Initiator/Terminator
  - SWA Create Interface
  - Converter/Interpreter
  - SWA Manager
  - Allocation Unallocation
  - System Management Facilities (SMF)
  - System Log
  - Checkpoint/Restart
- o Timer Supervision
- o Supervisor Control
- o Task Management
- o Program Management
- o Real Storage Management
- o Virtual Storage Management
- o Recovery/Termination Management (R/TM)

To order Scheduler and Supervisor Logic Volumes 1, 2, and 3 (SY28-0624-0, SY28-0625-0, SY28-0626-0) use order number SBOF-8210.  
Manual, 868 pages  
SLSS - ORDER NO. SUBSCRIPTION ONLY

## SY28-0626

OS/VS2 SCHEDULER AND SUPERVISOR LOGIC VOLUME 3 OF 3

This publication documents the internal logic of the following scheduler and supervisor functions:

- o Communications Task
- o Command Processing (including Reconfiguration Commands)
- o LOGON Scheduling
- o System Resources Manager
- o System Activity Measurement Facility (MF/1)
- o Region Control Task
- o Started Task Control (including START/LOGON/MOUNT)
- o Job Scheduler:
  - Subsystem Interface
  - Master Subsystem
  - Initiator/Terminator
  - SWA Create Interface
  - Converter/Interpreter
  - SWA Manager
  - Allocation Unallocation
  - System Management Facilities (SMF)
  - System Log
  - Checkpoint/Restart
- o Timer Supervision
- o Supervisor Control
- o Task Management
- o Program Management
- o Real Storage Management
- o Virtual Storage Management
- o Recovery/Termination Management (R/TM)

To order Scheduler and Supervisor Logic Volumes 1, 2, and 3 (SY28-0624-0, SY28-0625-0, SY28-0626-0) use order number SBOF-8210.  
Manual, 692 pages  
SLSS - ORDER NO. SUBSCRIPTION ONLY

## SY28-0635

OS/VS1 SERVICE AIDS LOGIC

This publication describes the functions and internal logic of eight service aid programs provided for use in servicing OS/VS1. These service aid programs are: Generalized Trace Facility, HMAPTFLE, HMASPZAP, HMBLIST, HMDPRDMP, HMSADAMP, IMCJOBQD, IMCOSJQD.

This publication is intended for the IBM Programming systems representative who is involved in maintaining service aid programs. This publication should be used in conjunction with OS/VS1 Service Aids, GC28-0665.  
Systems Publication  
SLSS - ORDER NO. SUBSCRIPTION ONLY

## SY28-0643

OS/VS2 SERVICE AIDS LOGIC

This publication describes the functions and internal logic of the service aid programs provided for use in servicing OS/VS2. The service aid programs are: Generalized Trace Facility, AMBLIST, AMDPRDMP, AMAPTFLE, AMDSADAMP, and AMASPZAP.

This publication is intended for the IBM programming systems representative who is involved in maintaining service aid programs. This publication should be used in conjunction with OS/VS2 Service Aids, GC28-0674, which tells how to use the service aid programs.  
Manual, 408 pages  
SLSS - ORDER NO. SUBSCRIPTION ONLY

## SY28-0650

OS/VS2 TSO TERMINAL MONITOR PROGRAM AND SERVICE ROUTINES LOGIC

This publication describes the internal logic of the TSO Terminal Monitor Program (TMP) and the TSO Service Routines:

STACK; GETLINE; PUTLINE; PUTGET; Command Scan; Parse; Dynamic Allocation Interface Routine (DAIR); Default and Catalog Information routines; and DAIR/SVC99 Error Code Analyzer.

The TMP accepts commands from the terminal and gives control to the TSO Command Processors named by the commands. The TSO service routines perform common functions needed by both the TMP and the command processors.

This publication is written for persons who maintain or modify TSO; it is not necessary for persons who use TSO to process programs or for those who write programs that are processed by TSO.  
Manual, 416 pages  
SLSS - ORDER NO. SUBSCRIPTION ONLY

## SY28-0651

OS/VS2 TSO COMMAND PROCESSOR LOGIC VOLUME I: ACCOUNT

This publication describes the internal logic of the programs that handle the ACCOUNT command and its ADD, CHANGE, DELETE, LIST, and SYNC subcommands. It also describes the internal logic of the ACCOUNT subroutines and the ACCOUNT BROADCAST interface.

The command processors are described with method of operation diagrams and supporting text. Directories for routines are provided.

This manual is intended for persons involved in program debugging; it is not intended for normal use or operation of the programs described.  
Manual, 542 pages

SLSS - ORDER NO. SUBSCRIPTION ONLY

## SY28-0652

OS/VS2 TSO COMMAND PROCESSOR LOGIC VOLUME IV

This publication describes the internal logic of the programs that handle the following TSO commands:

ALLOCATE	LISTDS
ATTRIB	OPERATOR
CALL	OUTPUT
CANCEL/STATUS	PROFILE
DELETE	PROTECT
EXEC	RENAME
FREE	RUN
HELP	SEND
LINK/LOADGO	SUBMIT
LISTALC	TERMINAL
LISTBCC	TIME

The manual is intended for persons involved in program debugging, or systems programmers who are altering the design; it is not necessary for normal use or operation of the programs described.

Manual, 380 pages

SLSS - ORDER NO. SUBSCRIPTION ONLY

## SY28-0653

OS/VS2 TSO ENHANCEMENTS NO. 2 LOGIC - COMPONENT NOS.

5742-SC1-T0, T1, T2, T3, T4, T5, T7, T8, T9

This publication describes the logic that supports TSO Enhancements No. 2. Only logic changes resulting from enhancements are documented in this publication. The logic documentation of the following TSO command processors and facilities are changes:

ACCOUNT
EDIT
EXEC
PROFILE
I/O Service Routines

Systems Publication, 88 pages

SLSS - ORDER NO. SUBSCRIPTION ONLY

## SY28-0654

OS/VS2 TSO TERMINAL MESSAGES DIRECTORY

This publication contains a directory of TSO Terminal Messages. The terminal message descriptions include the message text, brief description of why the message was issued, the modules associated with the message, and the external name of the program that issued the message.

This manual is intended for persons involved in program debugging and is not intended for normal use or operation of the programs referenced.

Manual

SLSS - ORDER NO. SUBSCRIPTION ONLY

## SY28-0655

OS/VS2 TSO SUPPORT FOR VS BASIC LOGIC - RELEASE 1.6

This publication describes the logic that supports VS BASIC or an equivalent in the TSO command processors. Only changes resulting from VS BASIC are documented in this publication.

This publication is intended for persons involved in program debugging, or system programmers who are altering the program design; it is not intended for normal use of the commands described.

Manual

SLSS - ORDER NO. SUBSCRIPTION ONLY

## SY28-0659

OS/VS2 TSO ENHANCEMENTS LOGIC - COMPONENT NUMBERS

5742-SC1-T0 AND 5742-SC1-T4

This publication describes the internal logic that supports Program Number 5742-010, Feature Number 5005. The logic of the following commands and routines is affected:

ALLOCATE

Dynamic Allocation

EDIT

OPERATOR

Parse routine

PROFILE

RUN

SEND

The information in this publication supplements the information in the following prerequisite publications:

## OS/VS2 TSO:

Command Processor Logic, Vol. I, Order No. SY28-0651  
Command Processor Logic, Vol. II, Order No. SY33-8548  
Command Processor Logic, Vol. IV, Order No. SY33-0652  
Terminal Monitor Program and Service Routines Logic,  
Order No. SY28-0650

This publication is intended for persons involved in program maintenance, or system programmers who are altering the program design; it is not intended for normal use of operation of the programs described.

Only changes resulting from the enhancements are documented. For complete logic documentation of the subject commands and routines, consult the appropriate prerequisite publications.

Manual, 62 pages

SLSS - ORDER NO. SUBSCRIPTION ONLY

## SY28-0660

OS/VS RES ACCOUNT FACILITY LOGIC - COMPONENT NO. 5741-SC1-BC

The OS/VS1 Remote Entry Services (RES) Account Facility provides background users the ability to update the user attribute data set (SYS1.UADS) and the broadcast data set (SYS1.BROADCAST) from a remote work station other than a conversational terminal.

This publication describes the internal logic of the Account Facility whose routines establish and administer the background environment for batch, or non-interactive, users of the OS/VS1 RES ACCOUNT command processor.

This publication is for people who maintain or modify the routines in the Account Facility; it is not necessary for people who wish to use the facility to update the UADS or broadcast data set. For that type of explanatory information, refer to the OS/VS1 RES System Programmers' Guide.

Systems Publication, 384 pages

SLSS - ORDER NO. SUBSCRIPTION ONLY

## SY28-0662

OS/VS1 OLTEP LOGIC

This publication describes the functions and internal logic of the Online Test Executive Program (OLTEP) which performs online testing of input/output devices under control of OS/VS1.

This publication is intended for the IBM programming systems representative who is responsible for program maintenance. It can be used to supply an overview of OLTEP logic or to locate specific areas of the program and to relate them to the corresponding program listings.

Prerequisite information is contained in OS/VS1 OLTEP, GC28-0666, which tells how to use OLTEP to test input/output devices. For information on OLTEP messages refer to: OS/VS Message Library: Service Aids and OLTEP Messages, GC38-1006.

Systems Publication

SLSS - ORDER NO. SUBSCRIPTION ONLY

## SY28-0664

DOS/VS AND OS/VS TOLTEP LOGIC

This seven section program logic manual describes the internal logic of the Teleprocessing Online Test Executive Program (TOLTEP). TOLTEP operates as a subtask of VTAM and is the interface between VTAM and the online test programs (OLTS) that test the hardware characteristics of various terminals supported by VTAM that use the basic mode of data transfer. Information in this manual is intended for IBM representatives who are responsible for program maintenance.

Manual, 100 pages

SLSS - ORDER NO. SUBSCRIPTION ONLY

## SY28-0669

OS/VS1, SYS1.LOGREC ERROR RECORDING LOGIC

This publication describes the internal logic and organization of SYS1.LOGREC Error Recording under the OS/VS1 system control program. This publication is intended for the IBM programming systems representative and installation programmer involved in maintaining or using the SYS1.LOGREC data set.

This publication should be used in conjunction with OS/VS1 SYS1.LOGREC Error Recording, GC28-0668, which tells how to use the IFCDIP00 and IFCEREPO service aid programs.

Publication, 148 pages

SLSS - ORDER NO. SUBSCRIPTION ONLY

## SY28-0672

OS/VS1 DYNAMIC SUPPORT SYSTEM LOGIC

COMPONENT NO. 5741-SC1-10

Provides an introduction to the Dynamic Support System (DSS) Logic to guide the IBM programming system representative and system programmers who need to debug DSS.

DSS is a debugging tool used to diagnose and temporarily repair OS/VS in the field. DSS operates as a standalone

system that can stop OS/VS operation, for problem diagnosis or repair, or allow OS/VS to run in a monitored condition, so that DSS gains control when program events occur or when execution reaches a specified breakpoint.

Although there are no mandatory prerequisite publications, before using DSS the reader must have a working knowledge of the internal logic of OS/VS.

Manual  
SLSS - ORDER NO. SUBSCRIPTION ONLY

SY28-0676

OS/VS2 OLTEP LOGIC

This publication describes the functions and internal logic of the Online Test Executive Program (OLTEP) which performs online testing of input/output devices under control of OS/VS.

This publication is intended for the IBM programming systems representative who is responsible for program maintenance. It can be used to supply an overview of OLTEP logic or to locate specific areas of the program and to relate them to the corresponding program listings.

Prerequisite information is contained in OS/VS2 System Programming Library: OLTEP, GC28-0675-0, which tells how to use OLTEP to test input/output devices. For information on OLTEP messages refer to: OS/VS Message Library: Service Aids and OLTEP Messages, GC38-1006.

Manual  
SLSS - ORDER NO. SUBSCRIPTION ONLY

SY28-0678

OS/VS2 SYS1.LOGREC ERROR RECORDING LOGIC

This publication describes the internal logic and organization of SYS1.LOGREC Error Recording under the OS/VS2 system control program. This publication is intended for the IBM programming systems representative and installation programmer involved in maintaining or using the SYS1.LOGREC data set.

This publication should be used in conjunction with OS/VS2 System Programming Library: SYS1.LOGREC Error Recording, GC28-0677, which tell how to use the IFCDEP00 and IFCEREPO service aid programs.

Manual  
SLSS - ORDER NO. SUBSCRIPTION ONLY

SY28-0679

OS/VS2 DYNAMIC SUPPORT SYSTEM LOGIC COMPONENT NO. 5742-SCI-10

Provides an introduction to the Dynamic Support System (DSS) Logic to guide the IBM programming system representative and system programmers who need to debug DSS.

DSS is a debugging tool used to diagnose and temporarily repair OS/VS in the field. DSS operates as a standalone system that can stop OS/VS operation for problem diagnosis or repair, or allow OS/VS to run in a monitored condition, so that DSS gains control when program events occur or when execution reaches a specified breakpoint.

The only prerequisite publication for using this publication is the OS/VS Dynamic Support System, GC28-0640. The reader should also have a working knowledge of the internal logic of OS/VS.

Manual, 176 pages  
SLSS - ORDER NO. SUBSCRIPTION ONLY

SY28-0685

OS/VS SYSTEM MODIFICATION PROGRAM (SMP) LOGIC

This publication contains information about internal logic of the System Modification Program (SMP). This information is intended for use by IBM personnel and system programmers responsible for changing and redesigning the installation's operating system. The reader should be experienced in using and modifying VS operating systems.

This document contains the internal logic that includes the method of operation diagrams, the module directory, the program organization, the data areas, and the diagnostic aids.

Manual, 64 pages  
SLSS - ORDER NO. SUBSCRIPTION ONLY

SY28-0687

OS/VS POWER WARNING FEATURE (PWF) SUPPORT LOGIC-ICR GUIDE

This publication introduces and provides the information necessary for those who must maintain the Power Warning Feature Support.

Manual  
SLSS - ORDER NO. SUBSCRIPTION ONLY

LY28-6403

IBM SYSTEM/360 OPERATING SYSTEM: FORTRAN IV (H EXTENDED) COMPILER, PROGRAM LOGIC MANUAL, PROGRAM NUMBER 5734-FO3

A Program Logic Manual describes the internal design or logic of the subject program. These manuals are intended for persons involved in program maintenance and system programmers who are altering the program design. Program logic information is not necessary for the operation of the program; therefore, distribution of these publications should be limited to persons with maintenance and alteration requirements.

Manual, 8-1/2 x 11, 634 pages  
SLSS - ORDER NO. SUBSCRIPTION ONLY

LY28-6406

SYSTEM/360 OPERATING SYSTEM TIME SHARING OPTION COBOL PROMPTER PROGRAM LOGIC MANUAL, PROGRAM NUMBER 5734-CP1  
A Program Logic Manual describes the internal design or logic of the subject program. These manuals are intended for persons involved in program maintenance and system programmers who are altering the program design. Program logic information is not necessary for the operation of the program; therefore, distribution of these publications should be limited to persons with maintenance and alteration requirements.

Manual, 86 pages  
SLSS - ORDER NO. SUBSCRIPTION ONLY

LY28-6407

IBM SYSTEM/360 OPERATING SYSTEM FULL AMERICAN NATIONAL STANDARD COBOL COMPILER AND LIBRARY, VERSION 3 PROGRAM LOGIC MANUAL, PROGRAM NUMBER 5734-CB1

This publication describes the internal design of the IBM System/360 Operating System Full American National Standard COBOL, X3.23-1968 Compiler and Library, Version 3. Program logic manuals are intended for persons involved in program maintenance, or for system programmers who are altering the program design for installations that require a special purpose COBOL compiler. It is not needed for normal use or operation of the compiler described.

Manual, 8-1/2 x 11, 400 pages  
SLSS - ORDER NO. SUBSCRIPTION ONLY

LY28-6408

FORTRAN IV LIBRARY (MOD I) FOR OS & VM/370 (CMS): PROGRAM LOGIC MANUAL, PROGRAM NUMBER 5734-LM1

This document describes the internal design of the IBM System/360 Operating System FORTRAN IV Library (Model 1), a program product.

The modules of the Model 1 library are designed to be combined as needed with the object code produced by the Code and Go FORTRAN or FORTRAN IV (61) compilers to form executable load modules.

This document is intended for use by persons involved in program maintenance. Program logic information is not necessary for the use and operation of the Model 1 library.

Distribution of this document is limited to licensees of the IBM program product it describes.

Program Logic Manual, 154 pages  
SLSS - ORDER NO. SUBSCRIPTION ONLY

LY28-6409

IBM SYSTEM/360 OPERATING SYSTEM FORTRAN IV LIBRARY MOD II PROGRAM LOGIC MANUAL, PROGRAM NUMBER 5734-LM3

This document describes the internal design of the IBM System/360 Operating System FORTRAN IV Library (Model 11), a program product.

The modules of the Model II library are designed to be combined as needed with the object code produced by the FORTRAN IV (H Extended) compiler to form executable load modules.

This document is intended for person involved in program maintenance; program logic information is not necessary for the use and operation of the Model II library.

Distribution of this document is limited to licensees of the IBM program product it describes.

Program Product Manual, 176 pages  
SLSS - ORDER NO. SUBSCRIPTION ONLY

LY28-6412

IBM SYSTEM/360 DISK OPERATING SYSTEM FULL AMERICAN NATIONAL STANDARD COBOL COMPILER VERSION 3, PROGRAM LOGIC MANUAL PROGRAM PRODUCT 5736-CB2

This publication describes the internal design of the IBM System/360 Disk Operating System Full American National Standard COBOL compiler, Version 3. It is intended for use by persons involved in program maintenance and by system programmers involved in altering the program design for installations requiring such alteration. This publication supplements the compiler listing and its comments, but is not a substitute for them.

Effective use of this manual requires an understanding of IBM System/360 operation and of the IBM System/360 Disk Operating System service programs and macro instructions. Knowledge of both IBM Full American National Standard COBOL and the IBM System/360 Assembler Language is a prerequisite. Reference publications for this information are listed in the preface of this manual.

Manual, 532 pages  
SLSS - ORDER NO. SUBSCRIPTION ONLY

LY28-6413

IBM SYSTEM/360 DISK OPERATING SYSTEM FULL AMERICAN NATIONAL STANDARD COBOL SUBROUTINE LIBRARY, VERSION 3 PROGRAM LOGIC MANUAL - PROGRAM NUMBER 5736-LM2

This publication describes the object-time subroutine library used by the IBM System/360 Disk Operating System Full American National Standard COBOL Compiler, Version 3. It is intended for use by persons involved in library maintenance and by system programmers involved in altering the library for installations requiring such alteration. This publication supplements the subroutine listings and their comments, but it is not a substitute for them.

Effective use of this manual requires an understanding of IBM System/360 operation and of the IBM System/360 Disk Operating System service programs and macro instructions as



well as the IBM System/360 Disk Operating System Full American National Standard COBOL Compiler, Version 3. Knowledge of both American National Standard COBOL and the IBM System/360 Assembler Language is a prerequisite. Reference publications for this information are listed in the Preface of this manual.  
Program Product Manual, 168 pages  
SLSS - ORDER NO. SUBSCRIPTION ONLY

LY28-6414

IBM SYSTEM/360 DISK OPERATING SYSTEM SUBSET AMERICAN NATIONAL STANDARD COBOL COMPILER AND LIBRARY PROGRAM LOGIC MANUAL - PROGRAM NUMBER 5736-CB1  
This publication describes the internal logic of the Subset COBOL compiler and COBOL Library object time subroutines. It is intended for use by persons responsible for program maintenance, and for systems programmers who must alter program design. Therefore, distribution of this publication is limited to licensees with the aforementioned requirements.  
Program Product Manual, 876 pages  
SLSS - ORDER NO. SUBSCRIPTION ONLY

LY28-6415

IBM SYSTEM/360 OPERATING SYSTEM FORTRAN IV (H EXTENDED PLUS) COMPILER AND LIBRARY PROGRAM LOGIC SUPPLEMENT (PROGRAMMING REQUEST FOR PRICE QUOTATION) PROGRAM NUMBER 5799-AAW  
This publication is a supplement to IBM System/360 Operating System: Fortran IV (A Extended) Compiler Program Logic Manual, Order No. LY28-6403. Together these publications provide customer engineers and other technical personnel with information describing the internal organization and operation of the FORTRAN IV (H Extended Plus) compiler.  
Supplementary Manual, 112 pages  
SLSS - ORDER NO. SUBSCRIPTION ONLY

LY28-6419

IBM S/360 OPERATING SYSTEM: FULL AMERICAN NATIONAL STANDARD COBOL SUBROUTINE LIBRARY V4 PLM - PROGRAM PRODUCTS 5734-CB2, 5734-LM2  
The Program Logic Manual describes the internal design or logic of the subject program. This manual is intended for persons involved in program maintenance and for system programmers who are altering the program design. Program logic information is not necessary for the operation of the program; therefore, distribution of this publication is limited to persons with maintenance and alteration requirements.  
Manual, 252 pages  
SLSS - ORDER NO. SUBSCRIPTION ONLY

LY28-6420

IBM S/360 OPERATING SYSTEM: FULL AMERICAN NATIONAL STANDARD COBOL COMPILER V4 - PROGRAM LOGIC MANUAL - PROGRAM PRODUCT 5734-CB2  
The Program Logic Manual describes the internal design or logic of the subject program. This manual is intended for persons involved in program maintenance and for system programmers who are altering the program design. Program logic information is not necessary for the operation of the program; therefore, distribution of this publication is limited to persons with maintenance and alteration requirements.  
Manual, 540 pages  
SLSS - ORDER NO. SUBSCRIPTION ONLY

LY28-6422

SYSTEM/370 VS BASIC: PROGRAM LOGIC, PROG. PROD. 5748-XX1  
This publication describes the internal logic and specifications of the IBM System/370 VS BASIC Processor. It is primarily intended for customer engineers and other technical personnel involved in program maintenance. Program logic is not necessary for the use and operation of the System/370 VS BASIC processor; therefore, distribution of this publication is limited to licensees who have the aforementioned requirement.  
Manual  
SLSS - ORDER NO. SUBSCRIPTION ONLY

LY28-6423

IBM DOS/VS COBOL COMPILER PROGRAM LOGIC - PROGRAM NUMBER 5746-CB1  
This publication describes the internal design of the IBM DOS/VS COBOL Compiler. It is intended for use by persons involved in program support and by system programmers involved in altering the program design for installations requiring such alteration. This publication supplements the compiler listing and its comments, but is not a substitute for them.

Effective use of this manual requires an understanding of the IBM Operating System and of the IBM DOS/VS service programs and macro instructions. Knowledge of both IBM DOS/VS COBOL and the IBM Assembler Language is a prerequisite. Reference publications for this information are listed in the preface of this manual.  
Manual, 542 pages  
SLSS - ORDER NO. SUBSCRIPTION ONLY

LY28-6424

IBM DOS/VS COBOL SUBROUTINE LIBRARY PROGRAM LOGIC - PROGRAM NUMBER 5746-LM4  
This publication describes the object-time subroutine library used by the IBM DOS/VS COBOL Compiler. It is intended for use by persons involved in library maintenance and by system programmers involved in altering the library for installations requiring such alteration. This publication supplements the subroutine listings and their comments, but it is not a substitute for them.  
Effective use of this manual requires an understanding of the IBM operating system and the DOS/VS Operating System service programs and macro instructions, as well as the IBM DOS/VS COBOL Compiler. Knowledge of both DOS/VS COBOL and IBM Assembler Language is a prerequisite. Reference publications for this information are listed in the preface of this manual.  
Manual, 192 pages  
SLSS - ORDER NO. SUBSCRIPTION ONLY

LY28-6425

IBM OS/VS COBOL SUBROUTINE LIBRARY PROGRAM LOGIC  
This publication describes the internal design of the IBM OS/VS COBOL library. The manual is intended for use by persons involved in program support and by systems programmers involved in altering the program design for installations requiring such alteration. It supplements the library listing and its comments but is not a substitute for them.  
Manual, 304 pages  
SLSS - ORDER NO. SUBSCRIPTION ONLY

LY28-6486

IBM OS/VS COBOL COMPILER PROGRAM LOGIC PROGRAM NUMBERS: 5740-CB1  
This publication describes the IBM OS/VS COBOL Compiler. The internal design of the compiler and the object program it produces are discussed. This publication is intended for use by persons involved in program support and by system programmers involved in altering the compilers for installations requiring such alteration. It supplements the compiler listings and its comments, but it is not a substitute for them.  
Effective use of this manual requires an understanding of the IBM operating system. Knowledge of both IBM OS/VS COBOL and the IBM Assembler Language is a prerequisite. Reference publications for this information are listed in the preface of this manual.  
Manual, 584 pages  
SLSS - ORDER NO. SUBSCRIPTION ONLY

GY28-6688

INTERNAL LOGIC MANUAL FOR THE IBM 2947-4 CHECK COLLECTION CONTROLLER SEQUENTIAL ACCESS METHOD - PROGRAM SUPPORT RPO 888264 - PROGRAM NUMBERS 5799-WAF 5799-WAG  
This publication describes the internal logic of the Check Collection Sequential Access Method (CSAM) program, which contains the data-management macro instructions and services for the IBM 2947 Model 4 Check Collection Controller. CSAM can be used with either the IBM Operating System/360 or the Disk Operating System/360.  
To explain their differences and similarities, this publication has text introductions, method of operation diagrams, flowcharts, data-area formats, program organization and descriptions.  
Program Logic Manual, 66 pages  
SLSS - ORDER NO. SUBSCRIPTION ONLY

LY28-6761

OS/MVT, OS/MVT, AND OS/VS DATA SET UTILITIES SUPPORT FOR ASCII: LOGIC MANUAL, PROG. NO. 5734-UT2  
This publication describes the internal logic of the System/360 Operating System data set utilities that support the American National Standard Code for Information Interchange (ASCII). This support is a program product that permits users to create and maintain both ASCII and EBCDIC data sets even through all System/360 internal operations are in EBCDIC mode.  
This publication is intended for persons involved in program maintenance, and for system programmers who are altering the program design. The information in this manual is not necessary for the use and operation of the utility programs.  
Program Product Logic Manual, 252 pages  
SLSS - ORDER NO. SUBSCRIPTION ONLY

LY28-6766

OS/MVT AND OS/VS2 DATA UTILITIES: COPY, FORMAT, LIST, MERGE: LOGIC MANUAL, PROG. NO. 5734-UT1  
The Program Logic Manual describes the internal design or logic of the subject program. This manual is intended for persons involved in program maintenance and for system programmers who are altering the program design. Program logic information is not necessary for the operation of the program; therefore, distribution of this publication is limited to persons with maintenance and alteration requirements.  
Manual, 394 pages  
SLSS - ORDER NO. SUBSCRIPTION ONLY



LY28-6832

IBM SYSTEM/360 OS/DOS ITF PROGRAM LOGIC INTRODUCTION AND METHOD OF OPERATION  
PROGRAM NUMBERS 5734-RC1, 5734-RC3, 5736-RC1, 5736-RC2  
 This publication describes the internal logic of the Interactive Terminal Facility (ITF) that operates under System/360 Operating System (OS) or System/360 Disk Operating System (DOS). It is intended for use by persons involved in program maintenance. Program logic information is not necessary for the use and operation of the ITF; therefore, distribution of this publication is limited to licensees who have the aforementioned requirement.  
 This publication is one section of the ITF program logic manual. Please refer to the Preface for a list of other sections that, together with this one, form the ITF program logic manual.  
 Program Product Logic Manual, 66 pages  
 SLSS - ORDER NO. SUBSCRIPTION ONLY

LY28-6833

IBM SYSTEM/360 OS/DOS ITF PROGRAM LOGIC INITIALIZATION SYSTEM CONTROL, AND SYSTEM SUPPORT PROGRAM LOGIC MANUAL - PROGRAM NUMBERS 5734-RC1, 5734-RC3, 5736-RC1, 5736-RC2  
 This publication describes the internal logic of the Interactive Terminal Facility (ITF) that operates under System/360 Operating System (OS) or System/360 Disk Operating System (DOS). It is intended for use by persons involved in program maintenance. Program logic information is not necessary for the use and operation of the ITF; therefore, distribution of this publication is limited to licensees who have the aforementioned requirement.  
 This publication is one section of the ITF program logic manual. Please refer to the Preface for a list of other sections that, together with this one, form the ITF program logic manual.  
 Program Product Logic Manual, 270 pages  
 SLSS - ORDER NO. SUBSCRIPTION ONLY

LY28-6834

IBM SYSTEM/360 OS/DOS ITF PROGRAM LOGIC LANGUAGE COMPONENT CONTROLLER PROGRAM LOGIC MANUAL PROGRAM NUMBERS 5734-RC1, 5734-RC3, 5736-RC1, 5736-RC2  
 This publication describes the internal logic of the ITF under OS or DOS for persons involved in program maintenance. It is only one section of the PLM. This third section of the PLM for DOS or OS ITF users should be preceded by LY28-6832 Introduction and Method of Operation, and LY28-6833 Initialization, System Control and System Support Components. For PL/I-only users it should be followed by LY28-6835 and LY28-6837 Language Component and LY28-6840 Index. For BASIC users only substitute LY28-6836 for LY28-6835. Users of both PL/I and BASIC should refer to all four.  
 Program Product Logic Manual, 10 pages  
 SLSS - ORDER NO. SUBSCRIPTION ONLY

LY28-6835

IBM SYSTEM/360 OS/DOS ITF PL/I PROGRAM LOGIC LANGUAGE COMPONENT: PL/I ROUTINES PROGRAM NUMBERS 5734-RC1, 5736-RC1  
 This publication describes the internal logic of the Interactive Terminal Facility (ITF) that operates under System/360 Operating System (OS) or System/360 Disk Operating System (DOS). It is intended for use by persons involved in program maintenance. Program logic information is not necessary for the use and operation of the ITF; therefore, distribution of this publication is limited to licensees who have the aforementioned requirement.  
 This publication is one section of the ITF program logic manual. Please refer to the Preface for a list of other sections that, together with this one, form the ITF program logic manual.  
 Program Product Logic Manual, 102 pages  
 SLSS - ORDER NO. SUBSCRIPTION ONLY

LY28-6836

IBM SYSTEM/360 OS/DOS ITF PROGRAM LOGIC LANGUAGE COMPONENT: BASIC ROUTINES PROGRAM NUMBERS 5736-RC2, 5734-RC3  
 This publication describes the internal logic of the Interactive Terminal Facility (ITF) that operates under System/360 Operating System (OS) or System/360 Disk Operating System (DOS). It is intended for use by persons involved in program maintenance. Program logic information is not necessary for the use and operation of the ITF; therefore, distribution of this publication is limited to licensees who have the aforementioned requirement.  
 This publication is one section of the ITF program logic manual. Please refer to the Preface for a list of other sections that, together with this one, form the ITF program logic manual.  
 Program Product Logic Manual, 170 pages  
 SLSS - ORDER NO. SUBSCRIPTION ONLY

LY28-6837

IBM SYSTEM/360 OS/DOS ITF PROGRAM LOGIC LANGUAGE COMPONENT: COMMON ROUTINES AND REFERENCE DATA PROGRAM NUMBERS 5734-RC1, RC3, 5736-RC1, RC2  
 This publication describes the internal logic of the Interactive Terminal Facility (ITF) that operates under

System/360 Operating System (OS) or System/360 Disk Operating System (DOS). It is intended for use by persons involved in program maintenance. Program logic information is not necessary for the use and operation of the ITF; therefore, distribution of this publication is limited to licensees who have the aforementioned requirement.

This publication is one section of the ITF program logic manual. Please refer to the Preface for a list of other sections that, together with this one, form the ITF program logic manual.  
 Program Product Logic Manual, 138 pages  
 SLSS - ORDER NO. SUBSCRIPTION ONLY

LY28-6840

INDEX FOR THE OS/DOS ITF PLM, PROG. NOS. 5734-RC1 AND 3, 5736-RC1 AND 2  
 This publication is the last section of the OS/DOS ITF program logic manual. Its preface lists the other sections that will complete the form of PLM required.  
 Index, 16 pages  
 SLSS - ORDER NO. SUBSCRIPTION ONLY

LY28-6842

IBM SYSTEM/360 OPERATING SYSTEM (TIME SHARING OPTION) INTERACTIVE TERMINAL FACILITY PROGRAM LOGIC INITIALIZATION, SYSTEM CONTROL, AND SYSTEM SUPPORT PROGRAM NUMBERS 5734-RC2, 5734-RC4  
 This publication describes the internal logic of ITF (Interactive Terminal Facility) that operates under System/360 Operating System with TSO (Time Sharing Option). It is intended for use by persons involved in program maintenance. Program logic information is not necessary for the use and operation of ITF; therefore, distribution of this publication is limited to licensees who have the aforementioned requirement.

This publication is one section of the ITF program logic manual. Please refer to the preface for a list of other sections that, together with this one, form the ITF program logic manual.  
 Manual, 98 pages  
 SLSS - ORDER NO. SUBSCRIPTION ONLY

LY28-6845

IBM SYSTEM/360 OPERATING SYSTEM (TIME SHARING OPTION) INTERACTIVE TERMINAL FACILITY PROGRAM LOGIC INDEX PROGRAM NUMBERS 5734-RC2, 5734-RC4  
 This publication describes the internal logic of ITF (Interactive Terminal Facility) that operates under System/360 Operating System with TSO (Time Sharing Option). It is intended for use by persons involved in program maintenance. Program logic information is not necessary for the use and operation of ITF; therefore, distribution of this publication is limited to licensees who have the aforementioned requirement.

This publication is one section of the ITF program logic manual. Please refer to the Preface for a list of other sections that, together with this one, form the ITF program logic manual.  
 Program Product, 26 pages  
 SLSS - ORDER NO. SUBSCRIPTION ONLY

LY28-6846

CODE AND GO FORTRAN PROCESSOR FOR OS & VM/370 (CMS): PROGRAM LOGIC, PROG. NO. 5734-FO1  
 This publication describes the internal logic of the Code and Go FORTRAN IV compiler.  
 Program Logic Manuals are intended for use by IBM customer engineers involved in program maintenance, and by systems programmers involved in altering the program design. Program logic information is not necessary for program operation and use; therefore, distribution of this manual is limited to persons with program maintenance or modification responsibilities.

The Code and Go FORTRAN IV compiler is a processing program of the IBM System/360 Operating System. It translates one or more source programs written in the FORTRAN language into System/360 executable machine code and then initiates execution of that code under the Time Sharing Option of the operating system.  
 Program Product, 364 pages  
 SLSS - ORDER NO. SUBSCRIPTION ONLY

SY28-6849

OS/VS1 RES RTAM AND WORKSTATION SUPPORT LOGIC - PROGRAM NUMBER 5741-SC1-BB  
 This logic manual is written for customer engineers and others who require information regarding the internal operation of RTAM (Remote Terminal Access Method), which is the access method used by RES (Remote Entry Services); RTAM is the major component of RES. Other components of RES are described when such information is needed for understanding RES.

The functions are presented in diagram form (HIPO diagrams) at a relatively high level. The diagrams include reference to labels in the program listing, which is to be used in conjunction with this logic manual. The manual includes description of data areas used by more than one module. Also included are such diagnostic aids as cross references of messages and modules, contents of control bytes for record compression and/or interleaving, and the storage layout of RES components.  
 Manual, 164 pages

SLSS - ORDER NO. SUBSCRIPTION ONLY

LY28-6856

FORTRAN IV (G1) COMPILER FOR OS & VM/370 (CMS): PROGRAM LOGIC, PROG. NO. 5734-FO2  
This publication describes the internal logic of the FORTRAN IV (G1) compiler.

The FORTRAN IV (G1) compiler, an extended version of FORTRAN IV (G), is adapted to a time sharing as well as a batch environment. It is a program product that operates under the IBM System/360 Operating System. It provides the ability to store object programs and to produce source and object listings storage maps and object decks. In addition, the FORTRAN IV (G1) compiler produces a tense form of output comprised of error messages and compiler statistics, suitable for terminal display.

This program logic manual is intended for use by persons involved in program maintenance. Program logic information is not necessary for the use and operation of the FORTRAN (G1) compiler; therefore, distribution of this publication is limited to licensees who have the aforementioned requirement.

Program Logic Manual, 248 pages  
SLSS - ORDER NO. SUBSCRIPTION ONLY

GY30-2011

OS/MFT, OS/MVT, AND OS/VS1: CRJE LOGIC  
PROG. NO. 3608-RC-551 (MFT/MVT), 5741-SC1-0A (VS1)  
This publication describes the internal logic of the Conversational Remote Job Entry (CRJE) facility of OS/MFT, OS/MVT, and OS/VS1. CRJE provides Remote Job Entry capability for users at remote keyboard terminals that are connected to an IBM System/360 or IBM System/370 via communications lines.

This manual is intended for use by personnel involved in program maintenance and by system programmers who are altering the program design. Program logic information is not necessary for the operation of the programs described. Program Logic Manual, 350 pages  
SLSS - ORDER NO. SUBSCRIPTION ONLY

SY30-2039

OS/VS TCAM LOGIC - PROGRAM NUMBER 5741-SC1-21  
This publication describes the internal logic of the OS/VS Telecommunications Access Method (TCAM). The book is intended for IBM programming systems representatives and system engineers who provide program maintenance and who need information on the internal organization and logic of TCAM.

In order to understand the logic of TCAM, the reader must have a general knowledge of OS/VS. In addition, the following prerequisite publications are applicable:

- o OS TCAM Concepts and Facilities, GC30-2022, to gain familiarity with the overall concepts and structure of TCAM.
- o OS/VS TCAM Programmer's Guide, GC30-2034, to learn how to construct and modify a TCAM MCP and a TCAM-compatible application program.

The OS/VS1 System Data Areas publication, SY28-0605, and the OS/VS2 System Data Areas publication, SY28-0606, provide corequisite information on system data areas that are used by TCAM.  
Manual, 470 pages  
SLSS - ORDER NO. SUBSCRIPTION ONLY

SY30-2049

OS/VS TCAM LOGIC - PROGRAM NOS. 5741-SC1-21, 5742-SC1-21 5744-AM2  
This publication describes the internal logic of the OS/VS Telecommunications Access Method (TCAM). The book is intended for IBM programming systems representatives and system engineers who provide program maintenance and who need information on the internal organization and logic of TCAM.

In order to understand the logic of TCAM, the reader must have a general knowledge of OS/VS. In addition the following prerequisite publications are applicable:

- o OS TCAM Concepts and Facilities, GC30-2022, to gain familiarity with the overall concepts and structure of TCAM.
- o OS/VS TCAM Programmer's Guide, GC30-2044, to construct and modify a TCAM message control program and a TCAM compatible application program.

The OS/VS1 System Data Areas publication, SY28-0605, and the OS/VS2 Data Areas publications, SB28-0606, provide corequisite information on System data areas that are used by TCAM.  
Manual, 800 pages  
SLSS - ORDER NO. SUBSCRIPTION ONLY

SY30-2059

OS/VS TCAM LOGIC  
This publication describes the internal logic of the OS/VS Telecommunications Access Method (TCAM). It is intended for IBM programming systems representatives and system engineers who provide program maintenance and who need information on the internal organization and logic of a TCAM system operating in a multiple virtual memory environment.

In order to understand the logic of TCAM, the reader must have a general knowledge of OS/VS. In addition, the following prerequisite publications are applicable:

OS TCAM Concepts and Facilities, GC30-2022, to gain familiarity with the overall concepts and structure of TCAM.

OS/VS TCAM Programmer's Guide, GC30-2044, to construct and modify a TCAM message control program and a TCAM compatible application program.

The OS/VS1 System Data Areas publication, SY28-0605, and the OS/VS2 Data Areas publication, SY28-0606, provide corequisite information on system data areas used by TCAM.  
Manual, 874 pages  
SLSS - ORDER NO. SUBSCRIPTION ONLY

SY30-2069

OS/VS1 TCAM LOGIC, LEVEL 8  
The Level 8 OS/VS1 TCAM PLM consists of Level 5 OS/VS TCAM plus the changes necessary to incorporate VTAM (Level 7) and the 3600 Finance Communication System (Level 8). Most of the data areas included in the OS/VS PLMs have been omitted, and data area indexes have been added. System libraries have been omitted from Appendix A except for the SY51.MACLIB library. New HIPO diagrams and new message information have been added.  
Manual, 668 pages  
SLSS - ORDER NO. SUBSCRIPTION ONLY

GY30-3000

IBM 3735 PROGRAMMABLE BUFFERED TERMINAL FORM DESCRIPTION. MACRO INSTRUCTIONS AND FORM DESCRIPTION UTILITY PROGRAM LOGIC MANUAL (OS, DOS, AND VS SYSTEMS)  
This publication describes the internal logic of the OS and DOS programming support for the IBM 3735 Programmable Buffered Terminal. The 3735 programming support includes both Form Description (FD) macro instructions and Form Description utility programs to provide the operating environment for applications using preprinted (fixed-format) forms and batch processing.

This publication is intended for IBM programming systems representatives who maintain the 3735 programming support and for customer system programmers who modify that support.

To understand the logic of the 3735 programming support, the reader must have a general understanding of OS or DOS and of the macro language facility of the assembler.  
Program Logic Manual, 180 pages  
SLSS - ORDER NO. SUBSCRIPTION ONLY

LY30-3004

GENERATION AND LOGIC MANUAL FOR PROGRAMMING RPQ P85007 SPECIAL START-STOP LINE CONTROL FOR IBM 3704 & 3705 EMULATION PROGRAM, PROG. NO. 5799-AGK  
This document contains information reflecting changes to the current version of the Emulation Program, VM12, required for support of special start-stop devices.  
Documentation is divided into three sections:

Section 1 - General description of the Special Stop Line Control PRPQ (P85007).

Section 2 - Information relating to areas of the Emulation Program Generation Manual, GC30-3002-1, that are affected by Special Start-Stop Line Control support.

Section 3 - Information relating to areas of the Emulation Program PLM, SY30-3001-0, that are affected by Special Start-Stop Line Control Support.

Manual, 30 pages  
SLSS - ORDER NO. SUBSCRIPTION ONLY

LY30-3005

GENERATION AND LOGIC MANUAL FOR PROGRAMMING RPQ P85004, SIX BIT TRANSCODE FOR IBM 3705 EMULATION PROGRAM PROGRAM NO. 5799-AGA  
This document contains information reflecting changes to the current version of the Emulation Program, VM12, required for support of Six Bit Transcode, PRPQ P85004. The document is intended for analysts and programmers responsible for the generation and maintenance of the Emulation Program, and for IBM system engineers and field engineers.

These changes affect only the method employed in converting transmitted or received data, rather than the actual functions performed by the Emulation Program. Consequently, only a few changes to the EP PLM, SY30-3001, and EP Generation Manual, GC30-3002, are necessitated by this PRPQ. Only the areas affected by the changes are included in this document.

Documentation is divided into three sections:  
Section 1. General description of the Six Bit Transcode PRPQ (P85004)

Section 2. Information relating to areas of the Emulation Program Generation Manual, GC30-3002, that are affected by Six Bit Transcode support.

Section 3. Information relating to areas of the Emulation Program PLM, SY30-3001, that are affected by Six Bit Transcode support.

Manual, 20 pages  
SLSS - ORDER NO. SUBSCRIPTION ONLY

SY30-3006

IBM 3705 EMULATION PROGRAM GENERATION AND LOGIC MANUAL FOR PROGRAM SUPPORT FOR HARDWARE RPQ M26099 SABRE LINE CONTROL  
Contains information reflecting changes to the current version of the Emulation Program, VM12, required for support of airlines (SABRE) line control PSHRPQ P85000. It is

intended for analysts and programmers responsible for the generation and maintenance of the Emulation Program, and for IBM systems engineers and field engineers. It is assumed that the reader has a conceptual knowledge of the current Emulation Program and of the Airlines Line Control supported by RPQs for the 2703 Transmission Control Unit.

Documentation is divided into three sections:

Section 1 - General description of the Airlines Line Control (ALC) PSHRPQ P85000.

Section 2 - Information relating to areas of the Emulation Program Generation and Utilities Guide and Reference Manual, GC30-3002, that are affected by Airlines Line Control support.

Section 3 - Information relating to areas of the Emulation Program PLM, SY30-3001, that are affected by Airlines Program PLM, SY30-3001, that are affected by Airlines Line Control support.

Manual, 74 pages

SLSS - ORDER NO. SUBSCRIPTION ONLY

## SY30-3007

IBM 3704 AND 3705 COMMUNICATIONS CONTROLLERS NETWORK CONTROL PROG/VS LOGIC MANUAL

A Program Logic Manual describes the internal design or logic of the subject program. These manuals are intended for persons involved in program maintenance and system programmers who are altering the program design. Program logic information is not necessary for the operation of the program; therefore, distribution of these publications should be limited to persons with maintenance and alteration requirements.

Manual

SLSS - ORDER NO. SUBSCRIPTION ONLY

## LY30-3009

IBM 3705 EMULATION PROGRAM GENERATION AND LOGIC MANUAL FOR PROGRAMMING RPQ P85005, SPECIAL SYNCHRONOUS LINE CONTROL PROGRAM NO. 5799-APY

This document describes the changes made to the IBM 3705 Emulation Program for programming RPQ P85005, Special Synchronous Line Control. This PRPQ emulates the Inter-Processor Communications Adapter (IPCA) feature of the IBM 2701 (RPQ M24802) and the cyclic checking feature for the 2701 with IPCA (RPQ M25697).

The document gives general information about the PRPQ and specific information about specifying the PRPQ during EP generation and about the internal logic of the PRPQ. It also summarizes the functions of a hardware RPQ required if certain features of the PRPQ are selected and describes in detail the commands and control characters used with the PRPQ.

This document supplements the information in the IBM 3704 and 3705 Communications Controllers Emulation Program Generation and Utilities, Controller Emulation Program, Program Logic Manual (SY30-3001). It is intended for analysts and programmers responsible for the generation and maintenance of the Emulation Program, and for IBM systems engineers and customer engineers.

Manual, 50 pages

SLSS - ORDER NO. SUBSCRIPTION ONLY

## LY30-3010

3704 & 3705 EMULATION PROGRAM GENERATION & LOGIC MANUAL FOR PROGRAMMING RPQ P85003 USASCI TRANSPARENT BSC LINE CONTROL PROGRAM NUMBER 5799-AFZ

This document reflects the changes made to the IBM 3705 Emulation Programs for support of PRPQ P85003, USASCI Transparency BSC Line Control. It is intended for analysts and programmers responsible for the generation and maintenance of the Emulation Program and for IBM systems engineers and customer engineers.

The document contains three types of information: (1) a general description of the PRPQ's functions; (2) information necessary to generate the PRPQ into an Emulation Program; and (3) modifications to the internal logic of the Emulation Program required by the PRPQ.

Manual, 20 pages

SLSS - ORDER NO. SUBSCRIPTION ONLY

## GY30-3012

IBM 3704 AND 3705 PROGRAM REFERENCE HANDBOOK

This handbook was formerly titled IBM 3704 and 3705 Data Areas SY30-3008. The handbook contains detailed information about the Network Control Program and Emulation Program data areas. It also contains debug and reference information such as command codes,abend codes, responses, MDR record formats, etc.

Manual, 3-3/4 x 6-3/4 inches, 200 pages

SLSS - ORDER NO. SUBSCRIPTION ONLY

## SY30-3013

IBM 3704 AND 3705 COMMUNICATIONS CONTROLLER NETWORK CONTROL PROGRAM/VTAM PROGRAM LOGIC MANUAL

This publication covers the internal logic of the IBM 3704 and 3705 Communications Controllers, Network Control Program/VS (NCP/VS), Version 3. Version 3 of the NCP operates under OS/VS VTAM and DOS VTAM. This PLM is designed to supplement the program listings for the NCP and to make access to the information in the listings easier.

The NCP/VS PLM is directed to the IBM program support

representatives and system engineers who provide program maintenance and who need information on the internal organization and logic of the NCP.

Manual, 600 pages

SLSS - ORDER NO. SUBSCRIPTION ONLY

## SY30-3014

IBM 3705 EMULATION PROGRAM GENERATION AND LOGIC MANUAL FOR RPQ 858663, PLOTTER ADAPTER - PSHRPQ P85008 - PROG. NO. 5799-WFA

This document contains information necessary to generate and use the Plotter Adapter Program (PSHRPQ P85008) for the IBM 3705 Emulation Program. This program, for use with RPQ 858663, provides for the attachment of IBM 1627 and/or CALCOMP 500,600, and 700 series plotters to the 3705.

This manual is intended for analysts and programmers responsible for generation and maintenance of the Emulation Program and for IBM system engineers and IBM customer engineers.

This document is intended to be used with the IBM 3704 and 3705 Communication Controllers Emulation Program Generation and Utilities, Guide and Reference Manual (GC30-3002) and the IBM 3704 and 3705 Communications Controllers Emulation Program Generation and Utilities, Guide and Reference Manual (GC30-3002) and the IBM 3704 and 3705 Communications Controllers Emulation Program, Program Logic Manual (SY30-3001).

\*gPRL7-6N-17

Manual, 30 pages

SLSS - ORDER NO. SUBSCRIPTION ONLY

## LY30-3016

IBM 3705 EMULATION PROGRAM GENERATION AND LOGIC MANUAL FOR PROGRAMMING RPQ P85015, VIRTUAL 50 LINE SUPPORT - PROG. NO. 5799-AKQ

This document contains information reflecting changes to the IBM 3705 Emulation Program, version 2 modification 2, required for Virtual 50 Line Support, PRPQ P85015 (Program Number 5799-AKQ). This PRPQ allows the attachment of up to six high-speed Binary Synchronous Communication lines to the IBM 3705 Communications Controller.

This document is intended for analysts and programmers responsible for the generation and maintenance of the Emulation Program, and for IBM systems engineers and field engineers. The reader should have a conceptual knowledge of the current Emulation Program.

The document is divided into three sections:

- o Section 1 is a general description of Virtual 50 concepts.
- o Section 2 contains the information needed to generate the Virtual 50 PRPQ into the Emulation Program.
- o Section 3 describes the program logic of the Virtual 50 PRPQ.

Logic Manual, 20 pages

SLSS - ORDER NO. SUBSCRIPTION ONLY

## LY30-3023

IBM 3704 AND 3705 EMULATION PROGRAM GENERATION AND LOGIC MANUAL FOR PROGRAMMING RPQ P85010, TELEGRAPH FULL - DUPLEX LINE CONTROL - PROG. NO. 5799-AGN

This document describes the Telegraph Full-Duplex Line Control Programming RPQ for the IBM 3704 and 3705 Communications Controllers Emulation Program. The PRPQ provides support of duplex line control for four telegraph terminals: The manual is intended for analysts and programmers responsible for generation and maintenance of the Emulation Program and for IBM system engineers and IBM customer engineers.

This document contains three types of information:

- o Information needed to generate the PRPQ into an Emulation Program.
- o Information about the internal logic of the PRPQ.
- o Information about the line control used for each of four terminal types supported by the PRPQ.

Prerequisites for this manual are:

IBM 3704 and 3705 Communications Controllers Emulation Program Generation and Utilities, Guide and Reference Manual (GC30-3002).

IBM 3704 and 3705 Communications Controllers Emulation Program, Program Logic Manual (SY30-3001).

Manual, 30 pages

SLSS - ORDER NO. SUBSCRIPTION ONLY

## GY33-6003

PL/I LANGUAGE SPECIFICATIONS

This publication is the IBM description of the PL/I language. It does not describe any implementation; nor does it imply that any of the language described has been implemented or will be implemented by IBM. The publication is intended for the use of implementers and programming language designers.

Language Specifications Manual, 243 pages

SLSS - ORDER NO. SUBSCRIPTION ONLY

## LY33-6007

OS PL/I OPTIMIZING COMPILER: PROGRAM LOGIC MANUAL PROGRAM NUMBER 5734-PLI

The internal design of the OS PL/I Optimizing Compiler is described in this manual, which is written for use by

programmers responsible for maintenance of the compiler. The manual is intended primarily as a guide to analysis of the program listings by people who are generally familiar with the compiler. However, overall and component descriptions are provided for use by readers who have no prior knowledge of the compiler design.  
Program Logic Manual, 752 pages  
SLSS - ORDER NO. SUBSCRIPTION ONLY

## LY33-6008

SYSTEM/360 OPERATING SYSTEM PL/I RESIDENT LIBRARY:  
PROGRAM LOGIC MANUAL - PROGRAM NUMBER 5734-LM4

The OS PL/I Resident Library consists of standard subroutines that are link-edited with object programs generated by the OS Optimizing Compiler. The library is used in program management, input/output, conversion, and interlanguage communication, and also includes many computational subroutines.

This publication is intended primarily for use by programmers concerned with the maintenance of the resident library. It summarizes, under functional headings, the internal logic of the library subroutines, and gives brief details of the relationships between them.  
Manual, 388 pages  
SLSS - ORDER NO. SUBSCRIPTION ONLY

## LY33-6009

OS PL/I TRANSIENT LIBRARY: PROGRAM LOGIC MANUAL  
PROGRAM NUMBER 5734-LM5

The OS PL/I Transient Library consists of standard subroutines that are loaded during execution of programs compiled by the OS PL/I Optimizing Compiler or the OS PL/I Checkout Compiler. These subroutines are used in error handling, program management, and input/output to provide storage dumps.

This publication is intended primarily for use by programmers concerned with maintenance of the transient library. It summarizes, under functional headings, the internal logic of the library subroutines and gives brief details of the relationships between them.  
Manual, 328 pages  
SLSS - ORDER NO. SUBSCRIPTION ONLY

## LY33-6010

DOS PL/1 OPTIMIZING COMPILER: PROGRAM LOGIC PROGRAM PRODUCT  
5736-PL1

The internal design of the DOS PL/1 Optimizing Compiler is described in this manual, which is written for use by programmers responsible for maintenance of the compiler. The manual is intended primarily as a guide to analysis of the program listings by people who are generally familiar with the compiler. However, overall and component descriptions are provided for use by readers who have no prior knowledge of the compiler design.  
Manual, 736 pages  
SLSS - ORDER NO. SUBSCRIPTION ONLY

## LY33-6011

DOS PL/1 RESIDENT LIBRARY: PROGRAM LOGIC MANUAL  
PROGRAM NUMBER 5736-LM4

The DOS/PL1 Resident Library consists of standard subroutines that are link-edited with object programs generated by the DOS Optimizing Compiler. The library is used in program management, input/output, conversion, and interlanguage communication, and also includes many computational subroutines.

This publication is intended primarily for use by programmers concerned with the maintenance of the resident library. It summarizes, under functional headings, the internal logic of the library subroutines, and gives brief details of the relationships between them.  
Manual, 8-1/2 x 11 inches, 310 pages  
SLSS - ORDER NO. SUBSCRIPTION ONLY

## LY33-6012

DOS PL/I TRANSIENT LIBRARY - PROGRAM LOGIC MANUAL  
PROGRAM NUMBER 5736-LM5

The DOS PL/1 Transient Library consists of standard subroutines that are loaded during execution of programs compiled by the DOS PL/1 Optimizing Compiler. These subroutines are used in error handling, program management, and input/output, and to provide storage dumps.

This publication is intended primarily for use by programmers concerned with the maintenance of the transient library. It summarizes, under functional headings, the internal logic of the library subroutines, and gives brief details of the relationships between them.  
Manual, 8-1/2 x 11 inches, 152 pages  
SLSS - ORDER NO. SUBSCRIPTION ONLY

## LY33-6013

OS PL/I CHECKOUT COMPILER: PROGRAM LOGIC VOLUME 1 OF 2.  
PROGRAM NUMBER 5734-PL2

This two-volume manual describes the internal logic of the OS PL/I Checkout compiler.

The checkout compiler consists of a translator program and an interpreter program. The translator converts PL/I source programs into instructions in an intermediate code. The interpreter achieves the effect of object-time execution of the coded instructions.

This volume contains a functional description of

translation and the logic of the interpretation process. It does not describe the dynamic aspects of interpretation (which are discussed in OS PL/I Checkout Compiler: Execution Logic, Order No. SC33-0032), or the internal logic of the library subroutines (which are discussed in Volume 2 of this manual, Order No. LY33-6014).

It is primarily intended for use by programmers who are responsible for maintenance of the compiler, or who wish to understand program design.  
SRL Manual, 764 pages  
SLSS - ORDER NO. SUBSCRIPTION ONLY

## LY33-6014

SYSTEM/360 OPERATING SYSTEM PL/I CHECKOUT COMPILER  
PROGRAM LOGIC, VOLUME 2 OF 2 - PROGRAM NUMBER 5734-PL2

This volume summarizes, under functional headings, the internal logic of the library subroutines, and gives brief details of the relationships between them.

The library is used in program management, input/output, conversion, and interlanguage communications, and also includes many computational subroutines.  
Manual, 380 pages  
SLSS - ORDER NO. SUBSCRIPTION ONLY

## SY33-7008

1401/1440/1460 DOS EMULATOR ON SYSTEM/370: LOGIC, PROG. NOS.  
370N-EU-490 (DOS), 5745-SC-EML (DOS/V5)

This publication describes the organization and logic of the program that emulates the 1401, 1440, and 1460 on the System/370 Models 135, 145, 155.

Manual, 342 pages  
SLSS - ORDER NO. SUBSCRIPTION ONLY

## SY33-7009

1410/7010 DOS EMULATOR ON SYSTEM/370 LOGIC, PROG. NOS.  
370N-EU-490 (DOS), 5745-SC-EML (DOS/V5)

This publication describes the internal logic of the 1410/7010 Emulator Program for the System/370 Models 145 and 155, using the System/360 Disk Operating System. The emulator program is a problem program executed under control of the System/360 Disk Operating System. The emulator program and the appropriate compatibility feature (#4458 for Model 145, #3950 for Model 155) execute 1410/7010 programs on these System/370 models.

Major topics in this publication are the logic of the emulator program, the functions of the compatibility features, and the logic of the tape formatting programs used with the emulator.

The publication is written to meet the needs of the IBM customer engineer who must maintain the program.  
Manual, 292 pages  
SLSS - ORDER NO. SUBSCRIPTION ONLY

## SY33-7010

MODEL 20 EMULATOR ON SYSTEM/370 USING DOS AND DOS/V5  
LOGIC - PROG. NOS. 370N-IC-002 AND 5745-SC-E20

Volume 1 of this manual describes the internal logic of the IBM System/360 Model 20 Emulator Program on the IBM System/370 Models 115, 125, and 135. The emulator is a problem program that operates under the control of DOS or DOS/V5. IBM Compatibility Feature #7520 must be installed on the System/370.

Volume 2 of this manual describes the internal logic of the data interchange program. The data interchange program converts files in Model 20 emulator format to files accessible by DOS/V5 programs, and vice versa. It does not use the compatibility feature, and can therefore run on any System/370 model.

This publication is intended to be a reference manual for those responsible for emulator program maintenance. Assumed is familiarity with the System/360 Model 20 and DOS or DOS/V5.  
Manual  
SLSS - ORDER NO. SUBSCRIPTION ONLY

## SY33-7015

DOS TO OS/V5 EMULATOR: LOGIC, PROG. NO. 5744-AS1

This publication describes the internal logic of the DOS Emulator Program under OS/V51 and OS/V52. The emulator is a combination of a software program and the DOS Compatibility Feature. The relationship of the program logic to that of the Compatibility Feature is described.

This publication has been written to serve as a guide to and for use with the program listing. It is intended for programmers involved in program maintenance and system programmers who are altering the program design. Note: (DOS to OS Emulator-Logic, GY26-3741 is now obsolete) use GY33-7018 for DOS Emulator under OS.

Manual, 576 pages  
SLSS - ORDER NO. SUBSCRIPTION ONLY

## SY33-7016

1401/1440/1460 OS/V5 EMULATOR ON SYSTEM/370, LOGIC - PROG.  
NO. 5744-AH1

This manual describes the internal logic of the IBM 1401/1440/1460 Emulator Program for the IBM System/370 Models 135/145/155/155-II/158. The emulator program runs as a problem program under the OS/V51 and OS/V52 control programs, and executes object programs written for the IBM 1401, 1440 and 1460 Data Processing Systems (the Model 135 must be equipped with IBM Compatibility Feature #4457; the

Model 145 with IBM Compatibility Feature #4457 or #4458; the Model 155 with IBM Compatibility Feature #3950).

Described in this manual are the logic of the emulator program, the inter-relationships of the emulator program, the compatibility feature, and the operating system, and the logic of the tape and disk formatting programs used in conjunction with the emulator.

This manual is intended to be a reference manual for those responsible for emulator program maintenance. Assumed is familiarity with the IBM 1401/1440/1460 Data Processing Systems and with the appropriate OS control program. Manual, 320 pages  
SLSS - ORDER NO. SUBSCRIPTION ONLY

## SY33-7017

1410/7010 OS/VS EMULATOR ON SYSTEM/370 - LOGIC, PROG. NO. 5744-AG1

This manual describes the internal logic of the IBM 1410/7010 Emulator Program for the IBM System/370 Models 145, 155-II and 158. The emulator runs as a problem program under the OS/VSI and OS/VS2 control programs, and executes object programs written for the IBM 1410 and 7010 Data Processing Systems (the Model 145 must be equipped with IBM Compatibility Feature #4457 or #4458; the Models 155-II and 158 with IBM Compatibility Feature #3950).

Described in this manual are the logic of the emulator program, the inter-relationships of the emulator program, the compatibility feature, and the operating system, and the logic of the tape and disk formatting programs used in conjunction with the emulator.

This manual is intended to be reference manual for those responsible for emulator program maintenance. Assumed is familiarity with the IBM 1410/7010 Data Processing Systems and with the appropriate OS control program. Manual, 312 pages  
SLSS - ORDER NO. SUBSCRIPTION ONLY

## GY33-7018

DOS TO OS EMULATOR - LOGIC PROGRAM NUMBER 360C-EU-738

This publication describes the internal logic of the DOS Emulator Program under OS/MFT and OS/MVT. The emulator is a combination of a software program and the DOS Compatibility Feature. The relationship of the program logic to that of the Compatibility Feature is described.

This publication has been written to serve as a guide to and for use with program listing. It is intended for programmers involved in program maintenance and system programmers who are altering the program design. (DOS to OS Emulator-Logic, GY20-3741 is now obsolete) Use SY33-7015 for DOS Emulation under OS/VS.

Manual  
SLSS - ORDER NO. SUBSCRIPTION ONLY

## GY33-7019

1401/1440/1460 OS/MFT AND OS/MVT EMULATOR ON SYSTEM/370 - LOGIC, PROG. NO. 360C-EU-735

This manual describes the internal logic of the IBM 1401/1440/1460 Emulator Program for the IBM System/370 Models 135/145/155. The emulator program runs as a problem program under the OS/MFT and OS/MVT control programs, and executes object programs written for the IBM 1401, 1440 and 1460 Data Processing Systems (the Model 135 must be equipped with IBM Compatibility Feature #4457; the Model 145 with IBM Compatibility Feature #4457 or #4458; the Model 155 with IBM Compatibility Feature #3950).

Described in this manual are the logic of the emulator program, the inter-relationships of the emulator program, the compatibility feature, and the operating system, and the logic of the tape and disk formatting programs used in conjunction with the emulator.

This manual is intended to be a reference manual for those responsible for emulator program maintenance. Assumed is familiarity with the IBM 1401/1440/1460 Data Processing Systems and with the appropriate OS control program. Manual, 300 pages  
SLSS - ORDER NO. SUBSCRIPTION ONLY

## GY33-7020

1410/7010 OS/MFT AND OS/MVT EMULATOR ON SYSTEM/370 LOGIC PROG. NO. 360C-EU-736

This manual describes the internal logic of the IBM 1410/7010 Emulator Program for the IBM System/370 Models 145, 155 155-II and 158. The emulator runs as a problem program under the OS/MFT and OS/MVT control programs, and executes object programs written for the IBM 1410 and 7010 Data Processing Systems (the Model 145 must be equipped with IBM Compatibility Feature #4457 for #4458; the Models 155, 155-II and 158 with IBM Compatibility Feature #3950).

Described in this manual are the logic of the emulator program; the interrelationships of the emulator program, the compatibility feature, and the operating system; and the logic of the tape and disk formatting programs used in conjunction with the emulator.

this manual is intended to be a reference manual for those responsible for emulator program maintenance. Assumed is familiarity with the IBM 1410/7010 Data Processing Systems and with the appropriate OS control program. Manual, 312 pages  
SLSS - ORDER NO. SUBSCRIPTION ONLY

## LY33-8038

DOS SORT/MERGE LOGIC - PROGRAM NUMBER 5746-SM1

This manual aids Programming Systems representatives and system programmers involved in maintenance circumvent and/or fix faults in the DOS/VS Sort/Merge (5746-SM1). It describes the structure, logic and operation of the sort/merge by means of method-of-operation diagrams, module descriptions, data area descriptions, and various cross-reference tables.

Manual, 135 pages  
SLSS - ORDER NO. SUBSCRIPTION ONLY

## LY33-8039

DOS SORT/MERGE PROGRAM LOGIC MANUAL PROGRAM NUMBER 5743-SM1

This manual is a guide to the internal organization and logic of program no. 5743-SM1, intended for customer engineers. Describes program capabilities and system environment, techniques used by the program, and specific program components (using flowcharts). Also includes such aids as:

- o Microfiche directory
- o Table Layouts
- o Register contents at entry to modules
- o Error-message module cross-reference tables
- o Control statement formats
- o Summary of program exits

The user should be familiar with the Disk Operating System service programs, assembler language, macro instructions, and sort/merge program specifications. Manual, 316 pages  
SLSS - ORDER NO. SUBSCRIPTION ONLY

## SY33-8041

OS/VS - VM/370 ASSEMBLER LOGIC COMPONENT NOS 5749-, 5741-, 5742-, and 5752-SCI-03

This program logic manual is written for customer engineers and programmers maintaining the OS/VS - VM/370 assembler. The manual describes the structure, logic, and operation of the assembler. Method of operation diagrams highlight the inputs, processing, and outputs of the assembler functions. The diagrams are accompanied by text describing the functions in more detail and cross-references to the program elements that perform the functions. Detailed charts show how the assembler phases use main storage and the flow of control and data between the assembler phases. The manual also contains layouts of data areas, information designed to be helpful in debugging and information about error message origin, macro and copy code usage, meta text flags, internal operation codes, entry points and EXTRN symbols, record formats, and the internal character set.

Prerequisite Publications:

OS/VS - DOS/VS - VM/370 Assembler Language,  
Order No. GC33-4010  
IBM System/370 Principles of Operation,  
Order No. GA22-7000  
IBM System/360 Principles of Operation,  
Order No. GA22-6821  
OS/VS - VM/370 Assembler Programmer's Guide,  
Order No. GC33-4021  
Manual, 276 pages  
SLSS - ORDER NO. SUBSCRIPTION ONLY

## LY33-8042

OS/VS SORT/MERGE LOGIC - PROG. PROD. 5740-SM1

Describes the functions of the OS/VS Sort/Merge Program Product, including method of operation, program organization directories of program components, data areas, and techniques used by the program. Diagnostic aids include tables showing the origin of program messages, a description of the program's debugging aids and formatted dumps, and some simple bypasses. Manual, 226 pages  
SLSS - ORDER NO. SUBSCRIPTION ONLY

## GY33-8532

DOS VERSION 4 LOGICAL TRANSIENTS, LOGIC - PROG. 370N-CL-453

This reference publication describes the internal logic of the IBM Disk Operating System, Logical Transient Programs. It is for persons involved in program maintenance and for system programmers who are altering the program design. Program logic information is not needed for normal operation of these programs. This publication is a supplement to the program listing.

Effective use of this manual requires an understanding of IBM System/370 operation and of IBM Disk Operating System Version 4 control and service programs, macro instructions, and operating procedures. Reference publications for this information are listed in the preface. Manual, 260 pages  
SLSS - ORDER NO. SUBSCRIPTION ONLY

## GY33-8533

INTRODUCTION TO DOS VERSION 4 LOGIC - PROGRAM NUMBER 370N-CL-453

This reference publication gives an overall view of the Disk Operating System (DOS), and it briefly describes the associated control and service programs.

It is intended for persons who are involved in program maintenance and for system programmers who are altering the

program design. Program logic information is not needed for normal use or operation of the system control program.

This manual is designed to introduce and to cross-reference the six companion PLMs of the Disk Operating System. These associated PLMs are listed in the Preface of this manual.

For titles and abstracts of other associated publications, see the IBM System/360 and System/370 Bibliography, GA22-6822.  
Manual, 52 pages  
SLSS - ORDER NO. SUBSCRIPTION ONLY

GY33-8534

DOS VERSION 4 SUPERVISOR AND RELATED TRANSIENTS - PROGRAM LOGIC MANUAL - PROGRAM NUMBER 370N-CL-453

This reference publication describes the internal logic of the IBM Disk Operating System, Supervisor and Physical and Recovery Transients Programs. It is for persons involved in program maintenance and for system programmers altering the program design. Program logic information is not needed for normal operation of these programs. This publication is a supplement to the program listing.

Effective use of this manual requires an understanding of IBM System/370 operation and of IBM Disk Operating System Version 4 control and service programs, macro instructions, and operating procedures. Reference publications for this information are listed in the Preface of this manual.  
Manual, 472 pages

SLSS - ORDER NO. SUBSCRIPTION ONLY

GY33-8537

DOS VERSION 4 SYSTEM SERVICE PROGRAMS - PROGRAM LOGIC, PROG. NO. 370N-CL-453

This reference publication describes the internal logic of supervisor-interrelated service programs of the IBM Disk Operating System.

This manual is intended for persons involved in program maintenance and for system programmers altering the program design. Program logic information is not needed for normal use or operation of the system control program. It is designed as a supplement to the program listing.

Its effective use requires an understanding of the IBM System/370 operation and of the IBM Disk Operating System control and service programs, macro instructions, and operating procedures. Reference publications for this information are listed in the preface of this manual.  
Manual, 208 pages

SLSS - ORDER NO. SUBSCRIPTION ONLY

GY33-8538

DOS VERSION 4 LINKAGE EDITOR MANUAL - PROGRAM LOGIC, PROG. NO. 370N-CL-453

This publication describes the internal logic of the IBM Disk Operating System linkage editor program. It is intended for use by persons involved in program maintenance and by system programmers who are altering the program design. Program logic information is not needed for normal operation of the linkage editor program. It is a supplement to the program listing.

Effective use of this manual requires an understanding of IBM System/370 operation and of IBM Disk Operating System control and service programs, macro instructions, and operating procedures.

For titles and abstracts of other associated publications, see the IBM System/360 and System/370 Bibliography, GA22-6822.  
Manual, 96 pages

SLSS - ORDER NO. SUBSCRIPTION ONLY

GY33-8539

SYSTEM/370 DOS VERSION 4 LIBRARIAN-PROGRAM LOGIC MANUAL - PROGRAM NUMBER 370N-CL-453

This reference publication describes the internal logic of the IBM Disk Operating System, Librarian Maintenance and Service Programs. Persons involved in program maintenance and system programmers should use this manual when altering the program design. Program logic information is not needed for normal operation of the librarian programs, but is to be used as a supplement to the program listing. Effective use of this manual requires an understanding of IBM System/370 operation and of IBM Disk Operating System control and service programs, macro instructions, and operating procedures. Reference publications for this information are listed in the Preface of this manual. Titles and abstracts of other related publications are listed in the IBM System/360 and System/370 Bibliography, GA22-6822.  
Manual, 316 pages

SLSS - ORDER NO. SUBSCRIPTION ONLY

GY33-8542

DOS VER. 4 IPL AND JCL LOGIC - PROG. NO. 370N-CL-453

This reference publication describes the internal logic of the IBM Operating System, Initial Program Load (IPL) and Job Control Programs. It is intended for use by persons involved in program maintenance and by system programmers who are altering the program design. Program logic information is not needed for normal operation of the IPL and Job Control Programs. It is designed to be used as a supplement to the program listing.

Effective use of this manual requires an understanding of IBM System/370 operation and of the IBM Disk Operating System control and service programs, macro instructions, and

operating procedures. Reference publications for this information are listed in the Preface of this manual.

For titles and abstracts of other associated publications, see the IBM System/360 and System/370 Bibliography, GA22-6822.  
Manual, 268 pages  
SLSS - ORDER NO. SUBSCRIPTION ONLY

GY33-8543

DOS VERSION 4 LIOCS INTRODUCTION VOLUME 1 - PROGRAM LOGIC MANUAL - PROGRAM NUMBERS 370N-CL-453, 370N-IO-454, 370N-IO-455, -456, -457, -458, -477, -478

This reference publication is one of four Program Logic Manuals that describe the internal logic of the Logical IOCS (Input-Output Control System) programs for the IBM Disk Operating System. The four related Program Logic Manuals are:

- Volume 1: Introduction, GY33-8543.
- Volume 2: SAM for Unit Record, Magnetic Tape, and Device Independent Files, GY33-8544.
- Volume 3: SAM and DAM for DASD, GY33-8545.
- Volume 4: ISAM, GY33-8546.

This manual is intended for persons involved in program maintenance and for system programmers who are altering the program design.

Program logic information is not necessary for the operation of the programs described.

Effective use of this publication requires an understanding of IBM System/370 operation and the Disk Operating System Assembler language and its associated macro definition language. R definition language.

Reference publications for this information are listed in the Preface.

For a list of associated publications and their abstracts, see IBM System/360 and System/370 Bibliography, GA22-6822.

Manual, 360 pages

SLSS - ORDER NO. SUBSCRIPTION ONLY

GY33-8544

DOS VER. 4 LIOCS VOL. 2, LOGIC - PROG. NO. 370N-CL-453 370N-IO-477, 370N-IO-456, 370N-IO-478, 370N-IO-458

This reference publication is one of four Program Logic Manuals that describe the internal logic of the Logical IOCS (Input/Output Control System) programs for the IBM Disk Operating System. The four related Program Logic Manuals are:

- Volume 1: Introduction, GY33-8543.
- Volume 2: SAM for Unit Record, Magnetic Tape, Device Independent Files, GY33-8544.
- Volume 3: SAM and DAM for DASD, GY33-8545.
- Volume 4: ISAM, GY33-8546.

This manual is intended for persons involved in program maintenance and for system programmers who are altering the program design. Program logic information is not necessary for the operation of the Programs described. Therefore, distribution is limited to those with maintenance and alteration responsibilities.

Effective use of this publication requires an understanding of IBM System/370 operation and the Disk Operating System Assembler language and its associate macro definition language. Reference publication for this information are listed in the preface.

For the titles and abstracts of other related publications, refer to the IBM System/360 and System/370 Bibliography, GA22-6822.  
Manual, 380 pages

SLSS - ORDER NO. SUBSCRIPTION ONLY

GY33-8545

DOS VERSION 4 LIOCS VOLUME 3-SAM AND DAM FOR DASD-PROGRAM LOGIC MANUAL - PROGRAM NUMBERS 370N-IO-455, 370N-IO-454

This reference publication is one of four Program Logic Manuals that describe the internal logic of the Logical IOCS (Input/Output Control System) programs for the IBM Disk Operating System. The four related Program Logic Manuals are:

- Volume 1: Introduction, GY33-8543.
- Volume 2: SAM for Unit Record, Magnetic Tape, and Device Independent Files, GY33-8544.
- Volume 3: SAM and DAM for DASD, GY33-8545.
- Volume 4: ISAM, GY33-8546.

This manual is intended for use by persons involved in program maintenance and by system programmers who are altering the program design.

Program logic information is not necessary for the operation of the programs described.

Effective use of this publication requires an understanding of IBM System/370 operation and the Disk Operating System Assembler language and its associated macro definition language.

Reference publications for this information are listed in the Preface.

For the titles and abstracts of other related publications, refer to the IBM System/360 and System/370 Bibliography, GA22-6822.

Program Logic Manual, 420 pages

SLSS - ORDER NO. SUBSCRIPTION ONLY



GY33-8546

DOS VERSION 4 LIOCS VOLUME 4 - ISAM - PROGRAM LOGIC MANUAL - PROGRAM NUMBER 370N-IO-457

This reference publication is one of four Program Logic Manuals that describe the internal logic of the Logical IOCS programs for the IBM Disk Operating System. The four related Program Logic Manuals are:

- Volume 1: Introduction, GY33-8543.
- Volume 2: SAM for Unit Record, Magnetic Tape, Device Independent Files, GY33-8544.
- Volume 3: SAM and DAM for DASD, GY33-8545.
- Volume 4: ISAM, GY33-8546.

This manual is intended for use by persons involved in program maintenance and by system programmers who are altering the program design. Program logic information is not necessary for the operation of the programs described.

Effective use of this publication requires an understanding of system operation, assembler language, and its associated macros. Reference publications for this information are listed in the Preface.

For the titles and abstracts of other related publications, refer to the IBM System/360 and System/370 Bibliography, GA22-6822.

Program Logic Manual, 400 pages  
SLSS - ORDER NO. SUBSCRIPTION ONLY

GY33-8547

DOS VERSION 4 SYSTEM UTILITIES - PROGRAM NUMBER 370N-UT-491

This publication describes the internal logic of the IBM DOS System Version 4 Utility programs. It is intended for use by persons involved in program maintenance and by system programmers who are altering the program design. Program logic information is not necessary for the operation of the program.

Manual, 170 pages  
SLSS - ORDER NO. SUBSCRIPTION ONLY

SY33-8548

OS/VS2 TSO COMMAND PROCESSOR LOGIC VOLUME II: EDIT

This publication describes the internal logic of the TSO EDIT Command Processor program. Included in this manual are discussions of the organization and method of operation of the program, tables of data layouts.

The EDIT program processes the EDIT command and subcommands, which are a part of the TSO command language. The EDIT command and its subcommands create and modify data sets.

The subcommands are:

ALLOCATE	END	INSERT	RENUM	SUBMIT
BOTTOM	FIND	Insert/Replace/Delete	RUN	TABSET
CHANGE	FORMAT	LIST	SAVE	TOP
DELETE	HELP	MERGE	SCAN	UP
DOWN	INPUT	PROFILE	SEND	VERIFY

This manual is intended for use by persons debugging the EDIT Command Processor program, or by systems programmers who are altering the program design. It is not intended, nor is it needed for normal operation of the program.

Manual  
SLSS - ORDER NO. SUBSCRIPTION ONLY

SY33-8551

DOS/VS SUPERVISOR LOGIC

This reference publication describes the internal logic of the IBM Disk Operating System Virtual Storage (DOS/VS) Supervisor and the Attention Transients. It is for persons involved in program maintenance and for system programmers altering the program design. Program logic information is not needed for normal operation of these programs. This publication is a supplement to the program listing.

Manual, 490 pages  
SLSS - ORDER NO. SUBSCRIPTION ONLY

SY33-8552

DOS/VS ERROR RECOVERY AND RECORDING TRANSIENTS LOGIC COMPONENT NUMBERS 5734-SC-DKE, 5745-SC-IOX, 5745-SC-RMS, AND 5745-SC-TPE

This reference publication provides general information and detail flowcharts of the Recovery and Recording Transient Programs of the IBM Disk Operation System/Virtual Storage. The transient programs discussed handle the recovery from and recording of device errors, machine checks and channel checks. This publication, which is a supplement to the program listing, is intended for persons involved in program maintenance and for system programmers who are altering the program design. Program logic information is not needed for normal operation of these programs.

Manual  
SLSS - ORDER NO. SUBSCRIPTION ONLY

SY33-8553

DOS/VS LOGICAL TRANSIENTS MANUAL - PROGRAM NUMBERS 5745-SC-AIT AND 5745-SC-DOC

This reference publication provides general information and detail flowcharts of the Logical Transient Programs of the IBM Disk Operating System/Virtual Storage. The transient programs discussed are the Attention Routines, the Terminator Routines, the CRT Transients and some special service programs. This publication, which is a supplement to the program listing, is intended for persons involved in program maintenance and for system programmers who are

altering the program design. Program logic information is not needed for normal operation of these programs.

Manual, 280 pages  
SLSS - ORDER NO. SUBSCRIPTION ONLY

SY33-8554

DOS/VS SYSTEM SERVICEABILITY AIDS LOGIC

This reference publication describes the internal logic of supervisor-interrelated serviceability aid programs of the IBM Disk Operating System (DOS/VS).

This manual is intended for persons involved in program maintenance and for system programmers altering the program design. Program logic information is not needed for normal use or operation of the system control program. It is designed as a supplement to the program listing.

Its effective use requires an understanding of the IBM System/370 operation and of the serviceability aid programs provided with the DOS/VS system. Reference publications for this information are listed in the preface of this manual.

Manual, 332 pages  
SLSS - ORDER NO. SUBSCRIPTION ONLY

SY33-8555

DOS/VS IPL AND JOB CONTROL PROGRAM LOGIC - COMPONENT NUMBERS 5745-SC-IPL AND 5745-SC-JCL

This reference publication describes the internal logic of Version 5 of the IBM Disk Operating System/Virtual Storage, DOS/VS, Initial Program Load (IPL) and Job Control Programs. It is intended for use by persons involved in program maintenance and by system programmers who are altering the program design. Program logic information is not needed for normal operation of the IPL and Job Control Programs. It is designed to be used as a supplement to the program listing.

Effective use of this manual requires an understanding of IBM System/370 operation and of DOS/VS control and service programs, macro instructions, and operating procedures. Reference publications for this information are listed in the preface of this manual.

For titles and abstracts of other associated publications, see the IBM System/360 and System/370 Bibliography, GA22-6822, and IBM System/370 Advanced Function Bibliography, GC20-1763, for the editions that are applicable and current.

Manual, 336 pages  
SLSS - ORDER NO. SUBSCRIPTION ONLY

SY33-8556

DOS/VS LINKAGE EDITOR LOGIC MANUAL - PROGRAM NUMBER 5745-SC-LNK

This publication describes the internal logic of the IBM Disk Operating System/Virtual Storage linkage editor program. It is intended for use by persons involved in program maintenance and by system programmers who are altering the program design. Program logic information is not needed for normal operation of the linkage editor program. It is a supplement to the program listing.

Effective use of this manual requires an understanding of IBM System/370 operating and of IBM DOS/VS control and service programs, macro instructions, and operating procedures.

Manual, 104 pages  
SLSS - ORDER NO. SUBSCRIPTION ONLY

SY33-8557

DOS/VS LIBRARIAN LOGIC - COMPONENT NO. 5745-SC-LBR

This reference publication describes the internal logic of the IBM Disk Operating System/Virtual Storage (DOS/VS), Librarian Maintenance and Service Programs. Persons involved in program maintenance and system programmers should use this manual when altering the program design. Program logic information is not needed for normal operation of the librarian programs, but is to be used as a supplement to the program listing.

Effective use of this manual requires an understanding of IBM System/370 operation and of IBM DOS/VS control and service programs, macro instructions, and operating procedures. Reference publications for this information are listed in the Preface of this manual.

Titles and abstracts of other related publications are listed in the IBM System/360 and System/370 Bibliography, GA22-6822, and the IBM System/370 Advanced Function Bibliography, GC20-1763.

Manual, 340 pages  
SLSS - ORDER NO. SUBSCRIPTION ONLY

SY33-8558

DOS/VS SYSTEM UTILITIES LOGIC MANUAL - PROGRAM NUMBER 5745-SC-UTL

This publication describes the internal logic of the IBM DOS/VS System Utility programs. It is intended for use by persons involved in program maintenance and by system programmers who are altering the program design. Program logic information is not necessary for the operation of the programs.

Manual, 338 pages  
SLSS - ORDER NO. SUBSCRIPTION ONLY

SY33-8559

DOS/VS LIOCS VOL. I GENERAL INFORMATION AND IMPERATIVE MACROS LOGIC - COMPONENT NUMBER 5745-SC-CKR

This reference publication is the first of four Logic

Manuals that describe the internal logic of the Logical IOCS (Input/Output Control System) programs for the IBM Disk Operating System/Virtual Storage. The four related Logic Manuals are:

- Volume 1: General Information and Imperative Macros, SY33-8559
- Volume 2: SAM, SY33-8560
- Volume 3: DAM and ISAM, SY33-8561
- Volume 4: VSAM, SY33-8562

This manual is intended for use by persons involved in program maintenance and by system programmers who are altering the program design. Program logic information is not necessary for the operation of the programs described.

Effective use of this publication requires an understanding of IBM System/370 operation and the DOS/VS Assembler language and its associated macro definition language. Reference publications for this information are listed in the front of the manual.

For titles and abstracts of other related publications, refer to the IBM System/360 and System/370 Bibliography, GA22-6822, and the IBM System/370 Advanced Function Bibliography, GC20-1763.

Manual, 256 pages  
SLSS - ORDER NO. SUBSCRIPTION ONLY

SY33-8560

DOS/VS LIOCS VOL. 2 SAM LOGIC - COMPONENT NOS. 5745-SC-DOC, -DSK, -IOX, -MCR, -OCR, -PTP, -TAP, -TPE  
This reference publication is the second of four Logic Manuals that describe the internal logic of the Logical IOCS (Input/Output Control System) programs for the IBM Disk Operating System/Virtual Storage. The four related Logic Manuals are:

- Volume 1: General Information and Imperative Macros, SY33-8559
- Volume 2: SAM, SY33-8560
- Volume 3: DAM and ISAM, SY33-8561
- Volume 4: VSAM, SY33-8562

This manual is intended for use by persons involved in program maintenance and by system programmers who are altering the program design. Program logic information is not necessary for the operation of the program described.

Effective use of this publication requires an understanding of IBM System/370 operation and the DOS/VS Assembler language and its associated macro definition language. Reference publications for this information are listed in the front of the manual.

Manual, 436 pages  
SLSS - ORDER NO. SUBSCRIPTION ONLY

SY33-8561

DOS/VS LIOCS VOL. 3 DAM AND ISAM LOGIC  
This reference publication is the third of four Logic Manuals that describe the internal logic of the Logical IOCS (Input/Output Control System) programs for the IBM Disk Operating System/Virtual Storage. The four related Logic Manuals are:

- Volume 1: General Information and Imperative Macros, SY33-8559
- Volume 2: SAM, SY33-8560
- Volume 3: DAM and ISAM, SY33-8561
- Volume 4: VSAM, SY33-8562

This manual is intended for use by persons involved in program maintenance and by system programmers who are altering the program design. Program logic information is not necessary for the operation of the programs described.

Effective use of this publication requires an understanding of IBM System/370 operation and the DOS/VS Assembler language and its associated macro definition language. Reference publications for this information are listed in the front of the manual.

Manual, 354 pages  
SLSS - ORDER NO. SUBSCRIPTION ONLY

SY33-8562

DOS/VS LIOCS VOLUME 4: VSAM LOGIC  
This publication and the listing documentation (module prologues and comments) describe the internal logic of the DOS/VS Virtual Storage Access Method (VSAM). The intended audience is a person involved in program maintenance or a system programmer who is altering the program design. Logic information is not necessary for the operation of the programs described.

This manual and the listing documentation should be viewed as a maintenance set. The listings describe the internal logic of the modules, and the manual shows what the functions of DOS/VS VSAM are and how the modules work together to carry out those functions. Prerequisite publications:

- o DOS/VS Data Management Guide, GC33-5372, which describes DOS/VS VSAM data management.
- o DOS/VS Supervisor and I/O Macro Instructions, GC33-5373, which tells how to code DOS/VS VSAM macro instructions
- o DOS/VS LIOCS Volume 1: General Information and Imperative Macros Logic, SY33-8559 contains brief descriptions of how DOS/VS open, close, and end-of-volume routines interact with DOS/VS VSAM.

MANUAL, 720 PAGES  
SLSS - ORDER NO. SUBSCRIPTION ONLY

SY33-8564

DOS/VS ACCESS METHOD SERVICES LOGIC

This book describes the internal logic of the routines of Access Method Services and provides diagnostic information. This information is directed to maintenance personnel and development programmers who require an in-depth knowledge of the program's design, organization, and data areas. It is not required for effective use of Access Method Services. Manual, 140 pages  
SLSS - ORDER NO. SUBSCRIPTION ONLY

SY33-8565

DOS/VS POWER PROGRAM LOGIC - PROGRAM NUMBER 5745-SC-PWR  
This manual contains information about the internal logic of POWER.

The manual is divided into two major parts: "Part I. Description of POWER Logic", describes the POWER elements, their method of operation, the data areas used by POWER, and diagnostic aids for the user. "Part II. Flowcharts" contains the POWER flowcharts, a label table, and a cross-reference table.

Manual, 412 pages  
SLSS - ORDER NO. SUBSCRIPTION ONLY

SY33-8566

DOS/VS POWER RTE - PROGRAM LOGIC - PROG. NO. 5745-SC-PWR

The Program Logic Manual describes the internal design or logic of the subject program. This manual is intended for persons involved in program maintenance and for system programmers who are altering the program design. Program logic information is not necessary for the operation of the program; therefore, distribution of this publication is limited to persons with maintenance and alteration requirements.

Manual, 230 pages  
SLSS - ORDER NO. SUBSCRIPTION ONLY

SY33-8567

DOS/VS ASSEMBLER LOGIC - PROGRAM NUMBER 5745-SC-ASM

This manual aids Programming Systems Representatives and system programmers involved in maintenance circumvent and/or fix faults in the DOS/VS Assembler and the DOS/VS 3705 Assembler. It describes the structure, logic, and operation of the assembler. It provides information on how the assembler works functionally (this is illustrated through method-of-operation diagrams); how the program is divided into units; control and data flow between phases; allocation of main storage; detailed layouts of data areas; I/O activity and workfile layouts; register usage; debugging hints; and appendixes with related reference material.

The modifications made to certain phases of the DOS/VS Assembler in order to produce the DOS/VS 3705 Assembler are described in Appendix K.

Manual, 390 pages  
SLSS - ORDER NO. SUBSCRIPTION ONLY

SY33-8568

DOS/VS OLTEP LOGIC - COMPONENT NUMBER 5745-SC-OLT

This reference publication describes the internal logic of the IBM Disk Operation System, On-Line Test Executive Program (OLTEP). It is for persons involved in program maintenance and programmers who are altering the program design.

Manual  
SLSS - ORDER NO. SUBSCRIPTION ONLY

SY33-8570

DOS/VS POWER/VS LOGIC, COMPONENT NO. 5745-SC-PWR

Describes the internal logic of the POWER/VS program of the IBM Disk Operating System/Virtual Storage (DOS/VS). It is divided into six sections:

1. Introduction: contains general information on the purpose and functions of POWER/VS.
2. Method of Operation: describes the purpose and function of the POWER/VS phases.
3. Program Organization: contains detailed charts and HIPOs of all POWER/VS phases.
4. Directory: contains cross-reference lists.
5. Data Areas: contains descriptions of the data areas used by POWER/VS.
6. Diagnostic Aids: contains general debugging hints.

A number of Appendixes supplement the manual and the program listing. The manual is intended for persons involved in program maintenance and for system programmers altering the program design.

Manual, 756 pages  
SLSS - ORDER NO. SUBSCRIPTION ONLY

SY33-8571

DOS/VS HANDBOOK

This manual provides a summary for DOS/VS information for persons involved in program maintenance. It contains among others: System/370 instruction set, a summary of JCL and Librarian control statements, DTF-tables, Tape/DASD-label formats, Control-blocks and areas of Supervisor/POWER/Emulator Model 20, Service aids.

Manual, 414 pages  
//20///5745



SY33-8572

DOS/VS HANDBOOK (POWER/VS AND VTAM LOGIC VERSION) SUPPLEMENT TO SY33-8571

This manual is a supplement to the DOS/VS Handbook, SY33-8571. It contains information about POWER/VS and VTAM. Manual, 192 pages  
//20///5745

SY33-8573

1401/1410/1460 DOS/VS EMULATOR ON SYSTEM/370-LOGIC PROGRAM NUMBER 5745-SC-EML

Describes the logic of the program to emulate the 1401, 1440, and 1460 on the System/370 Models 115, 125, 145, 135HS, 145, 155-II, and 158. Manual, 348 pages  
SLSS - ORDER NO. SUBSCRIPTION ONLY

SY33-8574

1410/7010 DOS/VS EMULATOR ON SYSTEM/370, LOGIC - COMPONENT NO. 5745-SC-EML

This manual describes the internal logic of the IBM 1410/7010 Emulator Program for the IBM System/370 Models 145, 155-II, and 158. The emulator runs as a problem program under control of the IBM Disk Operating System/Virtual Storage (DOS/VS) on an IBM System/370 equipped with the appropriate compatibility feature. This manual is intended to be a reference manual for those responsible for emulator program maintenance. Manual, 292 pages  
SLSS - ORDER NO. SUBSCRIPTION ONLY

SY33-8575

MODEL 20 DOS/VS EMULATOR ON SYSTEM/370 LOGIC - COMPONENT NO. 5745-SC-E20

Volume 1 of this manual describes the internal logic of the IBM System/360 Model 20 Emulator Program on the IBM System/370 Models 115, 125, and 135. The emulator is a problem program that operates under the control of the Disk Operating System/Virtual Storage (DOS/VS). IBM compatibility Feature #7520 must be installed on the System/370. Volume 2 of this manual describes the internal logic of the data interchange program. The data interchange program converts files in Model 20 emulator format to files accessible by DOS/VS programs, and vice versa. It does not use the compatibility feature, and can therefore run on any System/370 model.

This publication is intended for those responsible for emulator program maintenance. Assumed is familiarity with the System/360 Model 20 and DOS/VS. Manual, (2 volumes) 355 pages  
SLSS - ORDER NO. SUBSCRIPTION ONLY

GY34-0019

DISTRIBUTED INTELLIGENCE SYSTEM OS/VS1: LOGIC, PROG. NO. 5744-BK1

The manual contains the logic of the Distributed Intelligence System program. This program controls System/7s that are satellite-connected to a host System/370. This network of systems permits mutual sharing of System/370 resources and System/7 sensor-based control capabilities. The manual is written for program support personnel who have a working knowledge of MSP/7 and OS/VS1 control programs. Manual, 850 pages  
SLSS - ORDER NO. SUBSCRIPTION ONLY

SY35-0003

OS/VS CATALOG MANAGEMENT LOGIC

This publication describes the internal logic of the catalog management routines in OS/VS. This information is directed to maintenance personnel and development programmers who require an in-depth knowledge of the program's design, organization, and data areas. It is not required for effective use of catalog management facilities.

The reader should be familiar with general programming techniques, OS/VS concepts, and the IBM System/370 before reading this book. Manual  
SLSS - ORDER NO. SUBSCRIPTION ONLY

SY35-0004

OS/VS2 TSO COMMAND PROCESSOR LOGIC VOLUME III: TEST

This publication describes the internal logic of the OS/VS2 TSO TEST command processor. The TEST command processor allows a terminal user to test an assembly language problem program.

This publication contains text introductions, method-os-operation diagrams, flowcharts, data area layouts, program organization descriptions, and a module directory.

This publication is written for persons who maintain or modify TSO; it is not required by persons who use TSO to process programs or who write programs that are processed by TSO. Manual, 232 pages  
SLSS - ORDER NO. SUBSCRIPTION ONLY

SY35-0005

OS/VS UTILITIES LOGIC COMPONENT NOS. 5741-SC1-, 5742-, and 5752-SC1-IO, I1, I2, UA-U9 INCL.

This publication describes the internal logic of the utility programs provided for OS/VS. It contains flowcharts of the

programs, figures showing the formats of the major tables and records, and an appendix that lists the modules of the utility programs.

The manual is intended for persons involved in program maintenance, and system programmers who are altering the program design. Program logic information is not necessary for the use and operation of the program. Manual

SLSS - ORDER NO. SUBSCRIPTION ONLY

SY35-0008

OS/VS ACCESS METHOD SERVICES: LOGIC VS1 RELEASE 2.0 AND VS2 RELEASE 1.6

This book describes the internal logic of the routines of Access Method Services and provides diagnostic information. This information is directed to maintenance personnel and development programmers who require an in-depth knowledge of the program's design, organization, and data areas. It is not required for effective use of Access Method Services.

You should be familiar with general programming techniques, OS/VS VSAM concepts and use, and System/370 before turning to this publication. Logic Manual, 360 pages  
SLSS - ORDER NO. SUBSCRIPTION ONLY

SY35-0009

OS/VS2 AUXILIARY STORAGE MANAGEMENT (ASM) LOGIC

This book explains the software logic of ASM. It is written for the Customer Engineer & System programmer. Manual, 470 pages

SLSS - ORDER NO. SUBSCRIPTION ONLY

SY35-0010

OS/VS2 ACCESS METHOD SERVICES LOGIC

This book describes the internal logic of OS/VS2 Access Method Services routines and provides diagnostic information. This information is directed to support personnel and development programmers who require an in-depth knowledge of the program's design, organization, and data areas. The book is not required for effective use of Access Method Services. Manual, 486 pages

SLSS - ORDER NO. SUBSCRIPTION ONLY

SY35-0011

OS/VS2 CVOL PROCESSOR LOGIC

This book describes the internal logic of the CVOL Processor and provides diagnostic information. This information is directed to maintenance personnel and development programmers who require in-depth knowledge of the design organization and data areas. It is not required for effective use of the CVOL Processor. Manual, 112 pages

SLSS - ORDER NO. SUBSCRIPTION ONLY

SY35-0014

OS/VS MASS STORAGE CONTROL (MSC) TRACE REPORTS LOGIC

This book describes the internal logic of the Trace Report Programs and provides diagnostic information. This information is directed to Maintenance Personnel and Development Programmers who require an in-depth knowledge of the Program's Design, Organization, and Data Areas. It is not required for effective use of the Trace Reports Programs. Prerequisite Publications are:

OS/VS Mass Storage System (MSS) Services for Space Management, GC35-0012.  
IBM 3850 Mass Storage System (MSS) Installation Guide. Manual

SLSS - ORDER NO. SUBSCRIPTION ONLY

SY35-0015

OS/VS MASS STORAGE SYSTEM (MSS) SERVICES LOGIC

This book describes the internal logic of the function support routines (FSRs) that support the mass storage system and provides diagnostic information.

This information is directed at support personnel and development programmers who need an in-depth knowledge of the function support routines (FSRs) design, organization, and data areas. Manual

SLSS - ORDER NO. SUBSCRIPTION ONLY

SY35-0016

OS/VS MASS STORAGE CONTROL (MSC) TABLE CREATE LOGIC

This book describes the internal logic of the Mass Storage Control Table Create Program. The information in the book is directed to Maintenance Personnel and Development programmers who require an in-depth knowledge of the program's design, organization, and data areas. It is not required for effective use of the Table Create Program.

Prerequisite Publication is:  
OS/VS Mass Storage Control Table Create, GC35-0013. Manual, 34 pages

SLSS - ORDER NO. SUBSCRIPTION ONLY

S2C0-0021

DOS/VS EARLY WARNING MICROFICHE

Early Warning information consists of the most current available service information, which has been extracted from

the RETAIN system and reproduced on microfiche.  
Microfiche  
SLSS - ORDER NO. SUBSCRIPTION ONLY

G520-2334 1130-1800-System/7  
G520-2335 S/360 Model 20 and Unit Record  
G520-2336 Industry Applications  
G520-2469 Operating System Curriculum Planning  
catalog, 650 pages  
SLSS - ORDER NO. SUBSCRIPTION ONLY

S2C0-0031

EARLY WARNING MICROFICHE - OS/VIRTUAL SYSTEM

Early Warning information consists of the most current available service information, which has been extracted from the RETAIN system and reproduced on microfiche.  
Microfiche  
SLSS - ORDER NO. SUBSCRIPTION ONLY

G320-1408

S/370 MCGILL UNIVERSITY SYSTEM FOR INTERACTIVE COMPUTING (MUSIC) RELEASE 2: IUP 5796-AAT NOTICE

A new release of the MUSIC Timesharing System is now available. It contains significant new system support for S/370 Models 125, 158, 165 and 168, including 3330/3333 Model II, 3704/3705, enhancements to BASIC and APL workspace support. In addition, its interface to VM/370 has been improved to provide more efficient operation when running in a virtual machine under VM/370 control. Programming services have been extended until December 31, 1974. MUSIC offers a high performance and high function timesharing facility previously unavailable to the low entry System/370 user.  
Notice, 6 pages  
/////5796-AAT

S2C0-0051

MICROFICHE - EARLY WARNING 2025 AND LARGER FILE CARD

Early Warning information consists of the most current service information available which has been extracted from the RETAIN System and reproduced on microfiche.  
Microfiche  
SLSS - ORDER NO. SUBSCRIPTION ONLY

S2C0-0301

MICROFICHE EARLY WARNING - PROGRAM PRODUCTS, CSP AND SCP

Early Warning information consists of the most current available service information, which has been extracted from the RETAIN system and reproduced on microfiche.  
Microfiche  
SLSS - ORDER NO. SUBSCRIPTION ONLY

G320-1523

DBPROTOTYPE (5796-PBB), IMSMAP (5796-PBC), PLIMS (5796-PBF), BTS (5796-PBD), TEST IMS UTILITIES (5796-PBE) ARE NOW READY FOR SHIPMENT AVAILABILITY NOTICE

Five IMS Version 2.3 Productivity Aids - DBPROTOTYPE for Data Base Design, IMSMAP for Data Base Structure Mapping and Documentation, PLIMS for IMS application programming, BTS and TEST IMS UTILITIES for IMS application testing, now available for shipment from PID are described. These five IUP's have been developed and used by IBM internal installations to support the design, development, testing, and documentation of IMS data bases and application programs.  
Notice  
/////5796-PBB, 5796-PBC, 5796-PBD, 5796-PBE, 5796-PBF

G310-0012

IBM WORLD TRADE MARKETING PUBLICATIONS KWIC INDEX

This KWIC (key-word-in-context) Index lists publications generally available for distribution or sale to users of IBM data processing products and services. It is the World Trade edition of the IBM Marketing Publications KWIC Index. Manual, 168 pages  
SLSS - ORDER NO. SUBSCRIPTION ONLY

G320-1238

S/360 - S/370 MCGILL UNIVERSITY SYSTEM FOR INTERACTIVE COMPUTING GENERAL INFORMATION MANUAL - PROGRAM NUMBER 5796-AAT

MUSIC is a time-sharing system that offers a wide variety of facilities in a cost effective environment. It offers many languages and features normally found in larger systems. By combining the full functions of multiple languages and interactive capabilities with demonstrable dependability, MUSIC has proved to be a multipurpose high-performance system suitable for many types of operations, particularly in the Educational Area. For instance, it is currently being used by large city-wide school and university installations in addition to commercial and governmental organizations.

This manual provides the necessary information to market the time-sharing system. It includes configuration support and descriptions of the functions provided.  
Manual, 20 pages  
/////5796-AAT

G320-1529

3270 FORMATTING FEATURE FOR BATCH TERMINAL SIMULATOR IUP 5796-PBD - NOTICE

This notice is intended to inform the potential user about the program and that it has been released. The 3270 Formatting Feature is an expansion of the Batch Terminal Simulator IUP (5796-PBD); which is described in Availability Notice G320-1523. BTS allows IMS batch, batch message and message processing programs to be tested without having teleprocessing hardware installed. The addition of the 3270 Formatting Feature provides the ability to test applications using the IMS Message Formatting Service (MFS) without the use of 3270 hardware. This means that development of new online applications, or conversion of batch programs for online use, can proceed while still in the batch only test/development mode.  
Flyer, 7 pages  
/////5796-PBD

G320-1244

CUSTOMER EDUCATION COURSE CATALOG

This three-section catalog has been prepared to provide users of IBM data processing equipment with information on the various courses, curriculums, and education materials available to them through IBM Customer Education.

- A. GENERAL INFORMATION: This covers basic enrollment information, terms and conditions of education programs and agreements, location of various education centers and availability of special purpose programs such as
- o Time payments
  - o On-site courses
  - o Tailored courses [(RPQ) Request Price Quotation]
  - o Computerized education configurators
  - o Education Consulting Services
- B. EDUCATION PLANNING GUIDES: Since it is advantageous to develop an overall education plan that is in line with application implementation or personnel requirements, these flow chart aids have been developed to help the user match the curriculum with his requirements. In this fashion, the user should be able to project his education schedule with the related tuition for budgetary purposes.
- C. DETAILED COURSE DESCRIPTIONS: This section contains the courses offered to users of IBM data processing equipment. The descriptions cover the intended audience, as well as other relevant information. The descriptions have been written to give the reader as much detail as possible to help him select the proper course(s) from the broad spectrum offered.

As can be seen in the Table of Contents, the courses are cross-indexed in three sequences, alphabetic, course code and curriculum.

This catalog obsoletes the following publications in the "IBM Education ... a course of action" series, also known as Course Selection Guide modules.

G520-2327 Systems Science Education  
G520-2329 The Operating System  
G520-2330 DOS/TOS

G320-1530

TEST DATA GENERATOR FOR SYSTEM/370 - IUP 5796-PBP - NOTICE

This notice is designed to inform potential users about the program and that it has been released.  
Test Data Generator constructs data used in testing an application program. The user describes the characteristics of the data and supplies the "seed" for a random number generator; the program constructs test files containing randomly generated data and optionally gives the user a data for testing the logic of application programs should provide savings by not having to prepare test data manually, thus reducing programming time and eliminating the heavy volume of keypunching normally required to establish test files. It should also provide less biased data for the actual test. Frequently, it can eliminate or postpone the writing and testing of data file load programs.  
Release Notice, 16 pages  
/////5796-PBP

G320-1532

DATA COMMUNICATION ANALYZER FOR IMS DB/DC (DCANALYZER): IUP 5796-PCA NOTICE

The Data Communication Analyzer (DCANALYZER) program is designed to assist the user in evaluating design alternatives for IMS data base/data communication systems. It produces relative data on service times and throughput of transactions processed on iterative runs of DCANALYZER under varying design combinations. The user can analyze and compare this data to select the design best suited to his needs.

This notice is intended to inform potential users about the program and that it has been released.  
Release Notice  
/////5796-PCA

G320-1535

DB PROTOTYPE/VS - IUP 5796-PCX, RELEASE NOTICE

DBPROTOTYPE/VS is a design evaluation tool which enables the IMS/VS user to create model data bases and skeletal application programs to run against these data bases. By analyzing the performance data obtained from successive runs utilizing different design parameters, the user can select

the system design best suited to his needs.

The value of this prototype approach to design is that it enables the user to study the effects of various design alternatives prior to expending resources in implementation. Programming for new or changing applications and data bases can follow with a higher level of confidence for success without costly rework caused by poor design.

DBPROTOTYPE/VS operates with IMS/VS. It extends the capabilities of DBPROTOTYPE (IUP 5796-PBB) to support IMS/VS features and incorporates improvements in the existing functions of DBPROTOTYPE. DBPROTOTYPE is prerequisite for DBPROTOTYPE/VS.

Flyer  
 \*\*\*\*\*5796-PCX

G320-1538

IMSMAP/VS - IUP 5796-PCY, RELEASE NOTICE

The Installed User Program IMSMAP/VS is a documentation aid which produces pictorial representations of data base structures. These maps, which are produced on a line printer, graphically represent the many characteristics of an IMS/VS data base. In addition to producing maps, IMSMAP/VS can print a detailed report describing the characteristics of each data description (DBD).

IMSMAP/VS is an extension of the currently available IUP, IMSMAP (5796-PBC). IMSMAP is a prerequisite for IMSMAP/VS. IMSMAP/VS provides both support for IMS/VS data bases and additional features not available in the original IMSMAP IUP.

Flyer  
 \*\*\*\*\*5796-PCY

G320-1539

BTS/VS - IUP 5796-PCZ, RELEASE NOTICE

BTS/VS is a terminal simulator which allows IMS/VS application programs to be tested without the use of teleprocessing hardware or the IMS DC feature. Extensive debugging facilities enable the BTS/VS user to test batch applications, as well as those intended to run in a teleprocessing environment. BTS/VS provides information about each transaction and message as it progresses through the IMS/VS system.

The BTS IUP (5796-PDB) is a prerequisite for the use of BTS/VS. The 3270 Formatting Feature, offered as a feature of BTS, extends 3270 simulation capability to both BTS and to BTS/VS.

Flyer  
 \*\*\*\*\*5796-PCZ

G320-1540

TEST IMS/VS UTILITIES - IUP 5796-PDA, RELEASE NOTICE

The Test IMS/VS Utilities were developed to aid in testing and checking out application program code by automating the functions of organizing, displaying and comparing test data. If performed manually, these functions can consume a large portion of customer programming manpower. This set of programs can assist the programmer in effectively managing his test data and more rapidly evaluating test results.

Test IMS/VS Utilities, offered as an enhancement of Test IMS Utilities, provides support for IMS/VS data bases and adds new functions to Test IMS Utilities. Test IMS Utilities (5796-PBE) is a prerequisite for the Test IMS/VS Utilities.

Flyer  
 \*\*\*\*\*5796-PDA

G320-1542

JOB CONTROL LANGUAGE EDITOR - IUP 5796-PDC, NOTICE

This Document announces availability of the Job Control Language Editor which brings to the batch user of OS MFT/MVT/VS1/VS2 text editing capability for Job Control Language (JCL) changes. This IUP can expedite conversion efforts involving JCL modifications such as converting from OS to VS or from one I/O device to another.

Flyer, 6 pages  
 \*\*\*\*\*5796-PDC

G320-1621

IBM MARKETING PUBLICATIONS KWIC INDEX

This reference document contains general information about publications in the Systems Library. It contains three sections as follows:

- 1) alphabetic KWIC index by titles
- 2) index by machine type number
- 3) price list in form number sequence (omitting the first character of the order number)

Reference Index, 192 pages  
 SLSS - ORDER NO. SUBSCRIPTION ONLY

G320-8088

CICS ON-LINE TEST/DEBUG FOR CICS/OSS, CICS/DOSS & CICS/DOSE: CON EDISON, IUP 5796-AEF NOTICE

CICS On-Line Test/Debug provides the programmer with the facilities to test and debug application programs or user files while CICS is operating by entering command statements via a 3270 Information Display System. The features include the ability to display and location in main memory of the machine, alter any location within the CICS job step boundaries, stop the execution of a specific CICS task at a specific address within an application program, display and alter storage records on any data set available to the CICS

job step, immediately update changes made to storage records on file, and open or close files on-line. In effect, this program provides a programmer with access to a 3270 the ability to "console debug" programs without interrupting the normal operation of your installation.

Flyer, 4 pages  
 \*\*\*\*\*5796-AEF

G320-8089

CICS/COBOL CALL INTERFACE FOR CICS/OSS CICS/DOSS & CICS/DOSE: NATIONAL BANK OF DETROIT, IUP 5796-AEG NOTICE

Current users of the Customer Information Control System (CICS) who are writing application programs in ANS COBOL usually write Assembler Language macros in their application programs. This procedure requires the use of the CICS Preprocessor Program and two compilations of the program, one for the Assembler Language macros and one for the COBOL.

This program provides a COBOL/CICS interface technique which eliminates the use of the CICS Preprocessor Program and makes the writing and debugging of ANS COBOL/CICS application programs considerably easier. The system consists of 12 modules, one for each of the CICS management functions, and a Resident Interface Module. When the COBOL application programmer requires a CICS service, rather than write an Assembler Language macro, he simply codes a predefined COBOL CALL statement passing a list of parameters depending upon the service requested. The tested CICS macro is then issued in the subsequently called CICS Service Handler and control is returned to the requesting COBOL program upon completion of the CICS service.

Flyer  
 \*\*\*\*\*5796-AEG

G320-8099

3270 SCREEN IMAGE PROCESSOR FOR IMS AND IMS/VS - IUP 5796-AFC, RELEASE NOTICE

The Screen Image Preprocessor is a productivity aid which simplifies the design and implementation of IMS/3270 applications. Each 3270 screen format added to an IMS system necessitates the preparation of many detailed control statements as input to the Message Format Language Utility. Using a single control statement and only one card image for each line to be represented on the screen, the Preprocessor generates the required IMS input statements. Each line of the screen image is coded exactly as it is to appear on the 3270 screen. Field control information (attribute bytes), which do not appear on the actual screen but occupy one screen character position at the beginning of each field, must also be coded to specify the desired field types. The Preprocessor output includes a printed representation of the screen layout in addition to generated control statements which may be printed or passed to the Utility.

Flyer  
 \*\*\*\*\*5796-AFC

G320-8106

2927 DUAL PRINTER UTILITY PROGRAM - IUP 5796-AFK, RELEASE NOTICE

This IUP supports two IBM 1403 N1 printers connected to the IBM 2927 Tape to Printer RPQ. The RPQ with this IUP provides for high volume production printing for direct mail addressing, labeling, letter writing and premium notice printing at low cost. Each printer is operated independently of the other. Tapes are prepared in previous operations in the desired format. Two volumes of a multi-volume file or two separate jobs operate simultaneously. This program will not run on the IBM 2927 single printer model. FDP 5798-AKH as described in GB21-0610 provides comparable support for the single printer model.

Flyer  
 \*\*\*\*\*5796-AFK

G320-8107

DOS DBDUMP UTILITY PROGRAM PRODUCTIVITY AID FOR DOS DATA BASE APPLICATION PROGRAM TESTING (VANDL/I OR DL/I) INSTALLED AT SAGNER INC., FREDERICK, MD.

This flyer contains highlights of the DOS DBDUMP Utility Program, an Installed User Program in use at the Sagner Inc., Frederick, Maryland.

Flyer, 4 pages  
 \*\*\*\*\*5796-AFY

G320-8127

SMF - GRAPHICAL ANALYSIS PROGRAM FOR SYSTEM/370 - IUP 5796-AFP, NOTICE

This Availability Notice contains complete ordering information for the Program and all its related documentation, for management and data processing personnel who are prospective users of the program and others who require information concerning it.

The SMF-Graphical Analysis Program is designed to bridge the gap between the detailed accounting data provided by the OS or VS System Management Facilities (SMF) and the high-level, easy-to-read summarized reports required by data processing management.

SMF-GAP consists of three PL/1 "structured programs" which process the raw SMF provided by MFT, MVT, VS1, and VS2 (with or without HASP-V4). Nine reports are produced, containing four tabular listings, one two-part chart, three detailed histograms, and seven summary histograms.

In addition, a reformatted SMF data set is produced which can be read by user-written programs to provide

G320

accounting or other specialized reports. The records in  
this data set are compatible with PL/I, Assembler, or COBOL.  
Availability Notice, 6 pages  
/////5796-AFP

G520-2467

COURSE SELECTION GUIDE - DP EDUCATION FOR MANAGERS

This pamphlet includes a short description for lecture  
courses for DP Education for Managers. Course topics,  
prerequisites, tuition, and class durations are indicated  
along with a management curriculum chart.

Brochure

SLSS - ORDER NO. SUBSCRIPTION ONLY

## Part 3. Current Editions by Order Number

The flag \*\* before an order number indicates a new or changed item. The flag # following an order number means that more than one edition is current. Any Technical Newsletter applying to the latest edition also applies to all earlier editions but is listed only once. (See Preface.)

14	**GA09-1600-0			IBM 3270 INFORMATION DISPLAY SYSTEM CUSTOM FEATURE DESCRIPTION: 129-3270 ATTACHMENT (RPQ 8T0093)
09	**GA18-2000-1			IBM 3767 COMMUNICATION TERMINAL OPERATOR'S GUIDE
04	**GA19-0034-3			IBM 1275 OPTICAL READER SORTER FOR SYSTEM/360 AND SYSTEM/370
04	**GA19-0036-3#			PAPER AND PRINT QUALITY REQUIREMENTS FOR IBM 1270 AND 1275
	GA19-0036-0#			OPTICAL READER SORTERS
04	**GA19-0049-0	**GN19-0100	**GN19-0120	IBM SYSTEM/360 AND SYSTEM/370 COMPONENT DESCRIPTION AND OPERATING PROCEDURES: IBM 1288 OPTICAL PAGE READER, MODEL 1
00	**GA21-9001-0	**GN19-0313		IBM 1060 CONFIGURATOR
15	**GA21-9010-3			IBM 1060 DATA COMMUNICATIONS SYSTEM INSTALLATION MANUAL - PHYSICAL PLANNING
02	**GA21-9025-4#			IBM 1442-N1 AND N2 COMPONENT DESCRIPTION AND OPERATING PROCEDURES - SRL MANUAL
	GA21-9025-3#			IBM 2501 MODELS B1 AND B2 COMPONENT DESCRIPTION AND OPERATING PROCEDURES
02	**GA21-9026-3			IBM 2520-B1, B2, AND B3, COMPONENT DESCRIPTION AND OPERATING PROCEDURES - SRL MANUAL
02	**GA21-9027-4#			
	GA21-9027-3#	GN21-0104	GN21-0087	
		GN21-0083		
09	**GA21-9028-2			IBM 357/1030/2790 BADGE SPECIFICATIONS
02	**GA21-9033-3			IBM SYSTEM/360 COMPONENT DESCRIPTION AND OPERATING PROCEDURES, IBM 2540 CARD READ PUNCH - SRL MANUAL
09	**GA21-9041-0			IBM 1035 COMPONENT DESCRIPTION AND OPERATING PROCEDURES
04	**GA21-9064-7#			IBM SYSTEM/360 COMPONENT DESCRIPTION AND OPERATING PROCEDURES IBM 1287 OPTICAL READER
10	**GA21-9078-2			IBM 5486 CARD SORTER OPERATOR'S GUIDE
04	**GA21-9081-3	**GN21-0134	**GN21-0148	IBM SYSTEM/360 COMPONENT DESCRIPTION IBM 1288 OPTICAL PAGE READER MODEL 1
		**GN21-0147	**GN21-0163	
02	**GA21-9124-5#			IBM 3504 CARD READER/IBM 3505 CARD READER AND IBM 3525 CARD PUNCH SUBSYSTEM
08	**GA21-9131-3			3741 DATA STATION OPERATOR'S GUIDE
08	**GA21-9136-2			3742 DUAL DATA STATION OPERATOR'S GUIDE
04	**GA21-9139-0			IBM 1287 OPTICAL READER MODEL 5: GENERAL INFORMATION
04	**GA21-9143-2			IBM 3881 OPTICAL MARK READER MODELS 1 AND 2 REFERENCE MANUAL AND OPERATOR'S GUIDE
02	**GA21-9144-0			IBM 2596 CARD READ PUNCH PROGRAMMER'S REFERENCE MANUAL AND OPERATOR'S GUIDE - SYSTEMS REFERENCE LIBRARY
04	**GA21-9147-1	**GN21-0201	**GN21-0227	IBM 3886 OPTICAL CHARACTER READER MODEL 1 REFERENCE MANUAL
04	**GA21-9148-2			IBM 3886 OPTICAL CHARACTER READER INPUT DOCUMENT DESIGN GUIDE AND SPECIFICATIONS
04	**GA21-9150-0	**GN21-0213		IBM SYSTEM/360 AND SYSTEM/370 COMPONENT DESCRIPTION AND OPERATING PROCEDURES: IBM 1287 OPTICAL READER, MODEL 5
08	**GA21-9152-2			IBM 3740 DATA ENTRY SYSTEM - SYSTEM SUMMARY AND INSTALLATION PHYSICAL PLANNING
04	**GA21-9154-1	**GN21-0228		IBM 3886 OPTICAL CHARACTER READER MODEL 2 COMPONENT REFERENCE MANUAL
02	**GA21-9167-0	**GN21-0197		IBM SYSTEM/370: 5425 MULTI-FUNCTION CARD UNIT PROGRAMMER'S REFERENCE MANUAL AND OPERATOR'S GUIDE
08	**GA21-9170-2			IBM 3747 DATA CONVERTER REFERENCE MANUAL & OPERATOR'S GUIDE
08	**GA21-9182-0			THE IBM DISKETTE FOR STANDARD DATA INTERCHANGE
08	**GA21-9183-1	**GN21-0215		IBM 3741 DATA STATION REFERENCE MANUAL
08	**GA21-9184-0	**GN21-0185		IBM 3742 DUAL DATA STATION REFERENCE MANUAL
08	**GA21-9194-1			IBM 3741 MODELS 3 AND 4 PROGRAMMABLE WORK STATION PROGRAMMING REFERENCE MANUAL
30	**GA21-9195-0			A PROGRAMMER'S INTRODUCTION TO THE APPLICATION CONTROL LANGUAGE (FOR 3741 MODELS 3 & 4 PROGRAMMING WORKSTATION)
08	**GA21-9196-2			IBM 3741 MODELS 3 AND 4 PROGRAMMABLE WORK STATION GENERAL INFORMATION
08	**GA21-9197-0	**GN21-0220		IBM 3540 DISKETTE INPUT/OUTPUT UNIT OPERATOR'S GUIDE AND PROGRAMMER'S REFERENCE MANUAL
14	**GA21-9221-0			IBM 3742 DUAL DATA STATION FUNCTION CONTROL FEATURE REFERENCE MANUAL SUPPORTING RPQ 843866
14	**GA21-9224-0			IBM 3740 DATA ENTRY SYSTEM ASCII RPQ REFERENCE MANUAL SUPPORTING RPQS S40064, S40075, and S40081
00	**GA22-6822-21	**GN20-0370-2		IBM SYSTEM/360 AND SYSTEM/370 BIBLIOGRAPHY
09	**GA22-6846-4			IBM SYSTEM/360 COMPONENT DESCRIPTION
09	**GA22-6864-5#			IBM 2702 TRANSMISSION CONTROL
	GA22-6864-4#			IBM 2701 DATA ADAPTER UNIT COMPONENT DESCRIPTION
05	**GA22-6866-6#			
	GA22-6866-5#	GN32-0008		SYSTEM/360 COMPONENT DESCRIPTIONS: 2400-SERIES MAGNETIC TAPE UNITS, 2803/2804 TAPE CONTROLS, AND 2816 SWITCHING UNIT MODEL 1
01	**GA22-6877-5#			IBM SYSTEM/360 COMPONENT DESCRIPTIONS AND OPERATING PROCEDURES IBM 1052 PRINTER-KEYBOARD MODEL 7 WITH IBM 2150 CONSOLE
	GA22-6877-4#	GN22-0305		IBM SYSTEM/360 COMPONENT DESCRIPTIONS - 2820 STORAGE CONTROL AND 2301 DRUM STORAGE
07	**GA22-6895-3			IBM SYSTEM/370 MODEL 165 FUNCTIONAL CHARACTERISTICS
01	**GA22-6935-0	**GN22-0391	**GN22-0401	
		**GN22-0492		
01	**GA22-6942-2#			IBM SYSTEM/370 MODEL 155 FUNCTIONAL CHARACTERISTICS
01	**GA22-6943-3	**GN22-0469		IBM SYSTEM/360 AND SYSTEM/370 MODEL 195 FUNCTIONAL CHARACTERISTICS
00	**GA22-6944-3			IBM SYSTEM/360 AND SYSTEM/370 MODEL 195 CONFIGURATOR
10	**GA22-6951-0	**GN22-0366		IBM 50 MAGNETIC DATA INSCRIBER OPERATOR'S GUIDE
01	**GA22-6954-1			IBM SYSTEM/360 AND SYSTEM/370 MODEL 195 OPERATING PROCEDURES
13	**GA22-6955-1			IBM SYSTEM/370 SPECIAL FEATURE DESCRIPTION: 709/7090/7094/7094 II COMPATIBILITY FEATURE FOR IBM SYSTEM/370 MODEL 165

00	**GA22-6956-0			IBM SYSTEM/370 MODEL 165 CONFIGURATOR
00	**GA22-6957-1			IBM SYSTEM/370 MODEL 155 CONFIGURATOR
13	**GA22-6958-1			7070/7074 COMPATIBILITY FEATURE FOR IBM SYSTEM/370 MODELS 165, 165 II, and 168
01	**GA22-6962-1	**GN22-0400	**GN22-0463	IBM SYSTEM/370 MODEL 155 CHANNEL CHARACTERISTICS
		**GN22-0478		
13	**GA22-6963-1			7080 COMPATIBILITY FEATURE FOR IBM SYSTEM/370 MODELS 165, 165 II, and 168
01	**GA22-6966-1			IBM SYSTEM/370 MODEL 155 OPERATING PROCEDURES
01	**GA22-6969-1	**GN22-0481		IBM SYSTEM/370 MODEL 165 OPERATING PROCEDURES
13	**GA22-6983-0			SYSTEM/370 SPECIAL FEATURE: CHANNEL-TO-CHANNEL ADAPTER
01	**GA22-7000-4			IBM SYSTEM/370 PRINCIPLES OF OPERATION
00	**GA22-7001-4			IBM SYSTEM/370 SYSTEM SUMMARY
00	**GA22-7002-7			SYSTEM/370 INPUT/OUTPUT CONFIGURATOR
01	**GA22-7010-2	**GN22-0485	**GN22-0491	SYSTEM/370 MODEL 168 FUNCTIONAL CHARACTERISTICS MANUAL
01	**GA22-7011-2	**GN22-0475	**GN22-0483	IBM SYSTEM/370 MODEL 158 FUNCTIONAL CHARACTERISTICS
		**GN22-0486	**GN22-0490	
		**GN22-0494		
01	**GA22-7012-1			IBM SYSTEM/370 MODEL 158 CHANNEL CHARACTERISTICS
00	**GA22-7013-2			SYSTEM/370 MODEL 158 CONFIGURATOR
00	**GA22-7014-0			SYSTEM/370 MODEL 168 CONFIGURATOR
13	**GA22-7016-0			IBM SYSTEM/370 MODEL 165 II DYNAMIC ADDRESS TRANSLATION FACILITY
13	**GA22-7017-0	**GN22-0464	**GN22-0476	IBM SYSTEM/370 MODEL 155 II DYNAMIC ADDRESS TRANSLATION FACILITY
09	**GA24-1029-4			IBM 1001 DATA TRANSMISSION SYSTEM
04	**GA24-1499-8#			IBM 1219 READER SORTER IBM 1419 MAGNETIC CHARACTER READER
	GA24-1499-7#	GN24-0491		
09	**GA24-3018-5			IBM 1030 DATA COLLECTION SYSTEM
09	**GA24-3020-4			IBM 1050 REFERENCE DIGEST
15	**GA24-3021-5			IBM 1030 DATA COLLECTION SYSTEM INSTALLATION MANUAL - PHYSICAL PLANNING
15	**GA24-3022-5			IBM 1050 DATA COMMUNICATIONS SYSTEM INSTALLATION MANUAL, PHYSICAL PLANNING
09	**GA24-3034-2			IBM 1060 DATA COMMUNICATIONS SYSTEM
00	**GA24-3045-4			IBM 1030 CONFIGURATOR
03	**GA24-3073-9#			IBM 1403 PRINTER COMPONENT DESCRIPTION
	GA24-3073-8#	GN24-0672		
00	**GA24-3090-5			IBM TELEPROCESSING SYSTEMS SUMMARY
03	**GA24-3120-7			IBM 1443 PRINTER MODELS 1 THROUGH 4 AND N1, AND 1445 PRINTER MODELS 1 AND N1; COMPONENT DESCRIPTION
09	**GA24-3125-3			IBM 1050 OPERATOR'S GUIDE
09	**GA24-3266-1			IBM 1092 AND 1093 PROGRAMMED KEYBOARDS
03	**GA24-3312-8#			IBM 2821 CONTROL UNIT COMPONENT DESCRIPTION
	GA24-3312-7#	GN24-0455	GN24-0453	
13	**GA24-3342-0			BATCH NUMBERING FEATURE FOR IBM 1241 AND 1419 MAGNETIC INK CHARACTER RECOGNITION READERS
08	**GA24-3388-6#			IBM 2671 PAPER TAPE READER, IBM 2822 PAPER TAPE READER CONTROL - COMPONENT DESCRIPTION
	GA24-3388-5#	GN33-0004		
	GA24-3388-4#			
09	**GA24-3403-4#			IBM 2740 COMMUNICATION TERMINALS MODEL 1 AND 2 COMPONENT DESCRIPTION
	GA24-3403-3#	GN27-3034	GN27-3091	
09	**GA24-3415-3#			IBM 2741 COMMUNICATION TERMINAL
	GA24-3415-2#	GN27-3053		
09	**GA24-3426-0			IBM 2712 REMOTE MULTIPLEXOR
15	**GA24-3435-5			PLANNING AND INSTALLATION OF A DATA COMMUNICATION SYSTEM USING IBM LINE ADAPTERS
09	**GA24-3471-1			IBM 1050 SYSTEM SUMMARY
09	**GA24-3474-1			IBM 1050 DATA COMMUNICATION SYSTEM PRINCIPLES OF OPERATION
04	**GA24-3500-2			IBM 1259 MAGNETIC CHARACTER READER COMPONENT DESCRIPTION
04	**GA24-3542-2			IBM 1255 MAGNETIC CHARACTER READER MODELS 1, 2, AND 3 COMPONENT DESCRIPTION
03	**GA24-3543-6			IBM 3211 PRINTER 3216 INTERCHANGEABLE TRAIN CARTRIDGE AND 3811 PRINTER CONTROL UNIT COMPONENT DESCRIPTION AND OPERATOR'S GUIDE
01	**GA24-3550-2			IBM 3215 CONSOLE PRINTER-KEYBOARD COMPONENT DESCRIPTION
01	**GA24-3552-2			IBM 3210 CONSOLE PRINTER-KEYBOARDS COMPONENT DESCRIPTION
01	**GA24-3557-6#			IBM SYSTEM/370 MODEL 145 FUNCTIONAL CHARACTERISTICS
	GA24-3557-5#			
15	**GA24-3561-0			IBM 1925 MODEL 18 INTERFACE SWITCH UNIT RPQ 811301 INSTALLATION MANUAL--PHYSICAL PLANNING
15	**GA24-3562-0			IBM 2911 MODEL 14 INTERFACE SWITCH UNIT RPQ 811503 INSTALLATION MANUAL--PHYSICAL PLANNING
15	**GA24-3566-1#	**GN24-0476		IBM 1972 MODEL 3 PRODUCTION TERMINAL
	GA24-3566-0#			IBM 1972 MODEL 4 INSTRUCTION CONSOLE INSTALLATION MANUAL PHYSICAL PLANNING COMPONENT DESCRIPTION
01	**GA24-3573-1	**GN24-0655		IBM SYSTEM/370 MODEL 145 CHANNEL CHARACTERISTICS
14	**GA24-3590-0			IBM 1972 MODEL 3 PRODUCTION TERMINAL 1972 MODEL 4 INSTRUCTION CONSOLE OPERATOR'S GUIDE
35	**GA24-3594-0	**GN24-0496	**GN24-0498	IBM EMULATOR FOR RCA 301 ON SYSTEM/370 USING DOS AND DOS/V PLANNING GUIDE - PROGRAM NUMBER 5799-ADR
35	**GA24-3595-0	**GN24-0497	**GN24-0499	IBM EMULATOR FOR HONEYWELL SERIES 200 ON SYSTEM/370 USING DOS AND DOS/V (PRPQ): PLANNING GUIDE, PROG. NO. 5799-ADR
35	**GA24-3604-1	**GN33-7051		EMULATOR FOR HONEYWELL SERIES 200 ON SYSTEM/370 USING DOS AND DOS/V (PRPQ), PROG. NO. 5799-ADR
35	**GA24-3605-1	**GN33-7052		IBM EMULATOR MANUAL FOR RCA 301 ON SYSTEM/370 USING DOS & DOS/V, PROG. NO. 5799-ADR
04	**GA24-3612-1	**GN24-0712		IBM 3890 DOCUMENT PROCESSOR MACHINE AND PROGRAMMING DESCRIPTION
04	**GA24-3619-0			3890 DOCUMENT PROCESSOR OPERATOR'S GUIDE
07	**GA26-1589-3			COMPONENT SUMMARY-2835 STORAGE CONTROL 2305 FIXED HEAD STORAGE
07	**GA26-1592-4#			REFERENCE MANUAL FOR IBM 3830 STORAGE CONTROL AND IBM 3330 DISK STORAGE

14	**GA26-1599-2	**GN26-0289		IBM 2730 MODEL 1 TRANSACTION VALIDATION TERMINAL, IBM 2968 MODEL 9 AND MODEL 12 RECEIVER-TERMINAL CONTROL UNIT
15	**GA26-1600-1			2730 MODEL 1, 2968 MODEL 9, AND 2968 MODEL 12: INSTALLATION MANUAL - PHYSICAL PLANNING
07	**GA26-1606-2			IBM 2319 DISK STORAGE - A-SERIES, COMPONENT DESCRIPTION
07	**GA26-1615-3	**GN26-0310		INTRODUCTION IBM 3330 A-SERIES DISK STORAGE - SYSTEM LIBRARY
07	**GA26-1617-3	**GN26-0311		REFERENCE MANUAL FOR IBM 3830 STORAGE CONTROL MODEL 2
07	**GA26-1619-3	**GN26-0313	**GN26-0317	IBM 3340 COMPONENT SUMMARY
07	**GA26-1620-2	**GN26-0312		REFERENCE MANUAL FOR IBM INTEGRATED STORAGE CONTROL
15	**GA26-1621-1			INSTALLATION MANUAL PHYSICAL PLANNING IBM 2984 MODEL 1 CASH ISSUING TERMINAL RPQ 834660
07	**GA26-1625-1			IBM 3348 DATA MODULE HANDLING PROCEDURES
07	**GA26-1630-1			IBM 3330 SERIES DISK STORAGE MODEL 1 TO MODEL 11 (ELEVEN) CUSTOMER CONVERSION GUIDE
13	**GA26-1632-1			IBM 3340 DISK/STORAGE - FIXED HEAD FEATURE USERS GUIDE
03	**GA26-1633-0			FORMS DESIGN REFERENCE GUIDE FOR THE IBM 3800 PRINTING SUBSYSTEM.
07	**GA26-3599-6#			IBM SYSTEM/360 COMPONENT DESCRIPTIONS - 2314 DIRECT ACCESS STORAGE FACILITY AND 2844 AUXILIARY STORAGE CONTROL
07	**GA26-3633-1			DATA CELL HANDLING GUIDE
08	**GA26-4187-2			DISKETTE HANDLING PROCEDURES
07	**GA26-5756-10			IBM DISK PACK AND CARTRIDGE HANDLING PROCEDURES
02	**GA26-5893-7			IBM SYSTEM/360 AND SYSTEM/370 COMPONENT DESCRIPTION AND OPERATING PROCEDURES: IBM 2560 MULTI-FUNCTION CARD MACHINE
07	**GA26-5988-7			IBM SYSTEM/360 COMPONENT DESCRIPTIONS--2841 AND ASSOCIATED DASD
06	**GA27-2700-5			IBM SYSTEM/360 COMPONENT DESCRIPTION:
				IBM 2260 DISPLAY STATION
				IBM 2848 DISPLAY CONTROL
06	**GA27-2701-3#			IBM SYSTEM/360 COMPONENT DESCRIPTION IBM 2250
06	**GA27-2702-0			DISPLAY UNIT MODEL 1
				IBM SYSTEM/360 COMPONENT DESCRIPTION IBM
				2250 DISPLAY UNIT MODEL 2 IBM 2840 DISPLAY CONTROL MODEL 1
09	**GA27-2703-2#			IBM 2703 TRANSMISSION CONTROL COMPONENT DESCRIPTION
09	**GA27-2704-1			IBM SYSTEM/360 COMPONENT DESCRIPTION IBM 2711 LINE ADAPTER UNIT
09	**GA27-2712-1			COMPONENT DESCRIPTION: IBM 7770 AUDIO RESPONSE UNIT MODEL 3
06	**GA27-2721-1#			IBM SYSTEM/360 COMPONENT DESCRIPTION IBM 2250 DISPLAY UNIT
				MODEL 3 IBM 2840 DISPLAY CONTROL MODEL 2
10	**GA27-2725-2	**GN22-0341	**GN22-0340	IBM 50 MAGNETIC DATA INSCRIBER COMPONENT DESCRIPTION
		**GN22-0339	**GN22-0331	
05	**GA27-2726-1			IBM SYSTEM/360 COMPONENT DESCRIPTION IBM 2495 TAPE
				CARTRIDGE READER
15	**GA27-2727-1			IBM SYSTEM/360 CUSTOM SYSTEMS UNIT 2909 MODEL 3 - ASYNCHRONOUS DATA CHANNEL RPQ F13299 RPQ 882045
				INSTALLATION BULLETIN-PHYSICAL PLANNING
06	**GA27-2730-0			COMPONENT DESCRIPTION IBM 2285 DISPLAY COPIER
06	**GA27-2731-2	**GN27-2945		IBM SYSTEM/360 COMPONENT DESCRIPTION
				IBM 2265 DISPLAY STATION IBM 2845 DISPLAY CONTROL
14	**GA27-2737-0			IBM 2909-3 ASYNCHRONOUS DATA CHANNEL RPQ F13299
				CUSTOM FEATURE DESCRIPTION
09	**GA27-2739-5#			AN INTRODUCTION TO THE IBM 3270 INFORMATION DISPLAY SYSTEM
	GA27-2739-4#			
14	**GA27-2740-0			IBM 7412 MODEL 1 CONSOLE, CUSTOM SYSTEMS RPQ AA2846,
				CUSTOM FEATURE DESCRIPTION
15	**GA27-2741-0			INSTALLATION BULLETIN PHYSICAL PLANNING FOR IBM 7412
				CONSOLE MODEL 1 CUSTOM SYSTEMS RPQ AA2846
09	**GA27-2742-3	**GN31-0065		OPERATOR'S GUIDE FOR IBM 3270 INFORMATION DISPLAY SYSTEMS
09	**GA27-2749-4			IBM 3270 INFORMATION DISPLAY SYSTEM COMPONENT DESCRIPTION
09	**GA27-2750-2			IBM 3270 PROBLEM DETERMINATION GUIDE
14	**GA27-2752-0			IBM 3284/3286 PRINTER CUSTOM FEATURE DESCRIPTION MARGIN STOP
				VARIABLE RPQ #EB3995
14	**GA27-2753-3			IBM 3284/3286 PRINTER CUSTOM FEATURE DESCRIPTION VERTICAL
				FORMS INDEX CONTROL (RPQ EB4324)
14	**GA27-2758-0			IBM 3270 INFORMATION DISPLAY SYSTEM CUSTOM FEATURE
				DESCRIPTION, DUAL CASE CHARACTER SET RPQ 8K0366
01	**GA27-2770-0			A GUIDE TO 60 HERTZ UPS SELECTION
01	**GA27-2771-0			A GUIDE TO 50 HERTZ UPS SELECTION
01	**GA27-2772-0			A UPS INSTALLATION PLANNING GUIDE
14	**GA27-2773-1			IBM 3284/3286 PRINTER CUSTOM FEATURE DESCRIPTION: FORMS
				TRACTOR (RPQ WD 4031)
13	**GA27-2774-1			A GUIDE TO USING THE TEST REQUEST FEATURE ON IBM 3270
				INFORMATION DISPLAY SYSTEMS
14	**GA27-2775-2			IBM 3270 INFORMATION DISPLAY SYSTEM CUSTOM FEATURE
				DESCRIPTION SIGNATURE DISPLAY (RPQS 7U0010, 8K0438)
09	**GA27-3001-1			IBM 2740/2741 COMMUNICATIONS TERMINAL - OPERATOR'S GUIDE
09	**GA27-3004-2#			GENERAL INFORMATION - BINARY SYNCHRONOUS COMMUNICATIONS
09	**GA27-3005-3			IBM 2780 DATA TRANSMISSION TERMINAL - COMPONENT DESCRIPTION
15	**GA27-3006-4#	**GN27-3144		IBM REMOTE MULTIPLEXERS AND COMMUNICATIONS TERMINALS
	GA27-3006-3#			INSTALLATION MANUAL - PHYSICAL PLANNING
09	**GA27-3011-1			IBM 2760 OPTICAL IMAGE UNIT COMPONENT DESCRIPTION
09	**GA27-3013-2			SYSTEM COMPONENTS: IBM 2770 DATA COMMUNICATION SYSTEM
09	**GA27-3015-3#			IBM 2790 DATA COMMUNICATION SYSTEM COMPONENT DESCRIPTION
09	**GA27-3016-2			IBM 2790 SYSTEM SUMMARY
15	**GA27-3017-6#			IBM 2790 DATA COMMUNICATION SYSTEM INSTALLATION MANUAL
				PHYSICAL PLANNING
15	**GA27-3019-3	**GN27-3130		IBM 2770 DATA COMMUNICATION SYSTEM
				INSTALLATION MANUAL--PHYSICAL PLANNING
00	**GA27-3021-2			IBM 2790 CONFIGURATOR
09	**GA27-3029-1			2721 PORTABLE AUDIO TERMINAL
09	**GA27-3035-3			IBM 2790 DATA COMMUNICATION SYSTEM OPERATOR'S GUIDE
09	**GA27-3038-1			OPERATOR'S GUIDE: IBM 2770 DATA COMMUNICATION SYSTEM
09	**GA27-3039-0			IBM 2721 PORTABLE AUDIO TERMINAL OPERATOR'S HANDBOOK

09	**GA27-3043-2			IBM 3735 PROGRAMMABLE BUFFERED TERMINAL CONCEPT AND APPLICATION
15	**GA27-3044-1			IBM 2976 MOBILE TERMINAL SYSTEM CUSTOM SYSTEM DESCRIPTION OPERATOR'S GUIDE - PHYSICAL PLANNING
09	**GA27-3051-2			INTRODUCTION TO THE 3704 & 3705 COMMUNICATIONS CONTROLLERS
09	**GA27-3058-3#			IBM 3872 MODEM USER'S GUIDE
09	**GA27-3061-2			IBM 3735 PROGRAMMABLE BUFFERED TERMINAL OPERATOR'S GUIDE
09	**GA27-3062-2			IBM 3872 MODEM PROBLEM DETERMINATION CARD
09	**GA27-3063-2	**GN27-3131		COMPONENT INFORMATION FOR THE IBM 3780 DATA COMMUNICATION TERMINAL
14	**GA27-3066-2			SUPPLEMENTARY OPERATOR'S AND PROGRAMMER'S GUIDE INFORMATION CARD IBM 3735 WITH IBM 129 CARD DATA RECORDER (RPQ#EB1935)
14	**GA27-3069-0			SUPPLEMENTARY OPERATOR'S AND PROGRAMMER'S GUIDE INFORMATION IBM 3735 WITH IBM KEYPAD UNIT AND FILE SEARCH (RPQ #853102)
14	**GA27-3073-0			IBM 3735 WITH AUTO FDP EXECUTION RPQ #MB7057 OPERATOR'S CARD
09	**GA27-3086-1	**GA27-3091-1		GUIDE TO USING THE IBM 3704 COMMUNICATIONS CONTROLLER CONTROL PANEL
09	**GA27-3087-1	**GA27-3092-1		GUIDE TO USING THE IBM 3705 CONTROL PANEL
09	**GA27-3091-1			IBM 3704 OPERATOR REFERENCE SUMMARY
09	**GA27-3092-1			IBM 3705 OPERATOR REFERENCE SUMMARY
09	**GA27-3093-0			SYNCHRONOUS DATA LINK CONTROL GENERAL INFORMATION
09	**GA27-3094-1			OPERATING PROCEDURES GUIDE: IBM 3774 AND 3775 COMMUNICATION TERMINALS
09	**GA27-3095-1			REFERENCE CARD: IBM 3774 AND 3775 COMMUNICATION TERMINALS
09	**GA27-3096-1			IBM 3767 MODELS 1 & 2 COMMUNICATION TERMINAL COMPONENT DESCRIPTION
09	**GA27-3097-1			IBM 3770 DATA COMMUNICATION SYSTEM-- SYSTEM COMPONENTS
09	**GA27-3099-0	**GN27-3146		SYSTEM NETWORK ARCHITECTURE - SYSTEM SUMMARY
09	**GA27-3103-0			3770 DATA COMMUNICATION SYSTEM CUSTOMER SITE PREPARATION GUIDE
09	**GA27-3104-0			3767 COMMUNICATION TERMINAL CUSTOMER SITE PREPARATION GUIDE
09	**GA27-3106-1#			OPERATOR'S INTRODUCTION TO THE 3767 COMMUNICATION TERMINAL
	GA27-3106-0#			
05	**GA32-0006-3			TAPE SPECIFICATIONS FOR IBM ONE-HALF INCH TAPE DRIVES AT: 556 AND 800 BPI AND 3200 FCI
05	**GA32-0007-2			COMPONENT DESCRIPTION IBM 2420 MODEL 5 MAGNETIC TAPE UNIT
05	**GA32-0015-0			IBM 3410/3411 MAGNETIC TAPE SUBSYSTEM COMPONENT SUMMARY MANUAL
05	**GA32-0020-3			3803/3420 MAGNETIC TAPE SUBSYSTEMS
05	**GA32-0021-1			IBM 3803-2/3420 MAGNETIC TAPE SUBSYSTEMS
				SUBSYSTEM DESCRIPTION
05	**GA32-0022-0			IBM 3410/3411 MAGNETIC TAPE SUBSYSTEM COMPONENT DESCRIPTION MANUAL
85	**GA32-0023-1			IBM 3803/3420 CUSTOMER CONVERSION GUIDE
07	**GA32-0028-1#			INTRODUCTION TO THE IBM 3850 MASS STORAGE SYSTEM (MSS)
09	**GA33-0001-1			IBM 3875 MODEM USER'S GUIDE
09	**GA33-0002-1	**GN33-0008		IBM 3874 MODEM USER'S GUIDE
01	**GA33-1506-2	**GN33-1591	**GN33-1602	IBM SYSTEM/370MODEL 125 FUNCTIONAL CHARACTERISTICS
		**GN33-1618		
00	**GA33-1507-3			IBM SYSTEM/370 MODEL 125 CONFIGURATOR
00	**GA33-1508-1	**GN19-6259		IBM 3125 PROCESSING UNIT INTEGRATED COMMUNICATIONS ADAPTER: CONFIGURATOR MANUAL
01	**GA33-1509-1	**GN33-1604	**GN33-1628	OPERATOR'S LIBRARY: SYSTEM/370 MODEL 125 PROCEDURES
01	**GA33-1510-1	**GN33-1620		IBM SYSTEM/370 MODEL 115 FUNCTIONAL CHARACTERISTICS
00	**GA33-1511-3			IBM SYSTEM/370 MODEL 115 CONFIGURATOR
01	**GA33-1512-0	**GN33-1616		IBM SYSTEM/370 MODEL 125 CHANNEL CHARACTERISTICS
00	**GA33-1513-0	**GN19-6258		IBM 3115 PROCESSING UNIT INTEGRATED COMMUNICATIONS ADAPTER CONFIGURATOR
01	**GA33-1514-0	**GN33-1603	**GN33-1629	OPERATOR'S LIBRARY SYSTEM/370 MODEL 115 PROCEDURES
03	**GA33-1515-1	**GN33-1614		IBM 3203 PRINTER COMPONENT DESCRIPTION AND OPERATOR'S GUIDE
01	**GA33-1516-0	**GN33-1627	**GN33-1615	IBM SYSTEM/370 MODEL 115 CHANNEL CHARACTERISTICS
01	**GA33-3005-6#	**GN24-0699	**GN24-0703	IBM SYSTEM/370 MODEL 135 FUNCTIONAL CHARACTERISTICS
		**GN24-0707	**GN24-0713	
13	**GA33-3007-3#			IBM SYSTEM/370 MODEL 135-TERMINAL ADAPTER TYPE I MODEL II
	GA33-3007-2#	GN24-0708	**GN24-0726	(FOR ICA): SPECIAL FEATURE DESCRIPTION SYSTEM LIBRARY MANUAL
13	**GA33-3008-1			IBM SYSTEM/370 MODEL 135 TERMINAL ADAPTER TYPE III FOR ICA: SPECIAL FEATURE DESCRIPTION
13	**GA33-3009-3#			IBM SYSTEM/370 MODEL 135-SYNCHRONOUS DATA ADAPTER TYPE II
	GA33-3009-2#			(FOR ICA): SPECIAL FEATURE DESCRIPTION
	GA33-3009-1#			
01	**GA33-3010-1	**GN24-0674		IBM SYSTEM/370 MODEL 135 CHANNEL CHARACTERISTICS
13	**GA33-3011-1#			IBM SYSTEM/370 MODEL 135 - TELEGRAPH ADAPTER TYPE II
	GA33-3011-0#			(FOR ICA): SPECIAL FEATURE DESCRIPTION MANUAL
00	**GA33-3014-3	**GN24-0700	**GN24-0706	IBM SYSTEM/370 MODEL 135 CONFIGURATOR
		**GN24-0710		
14	**GA33-3015-1			REFERENCE MANUAL FOR IBM 5985 COLOR DISPLAY CONTROL UNIT MODEL H02 AND IBM 5941 DISPLAY CONSOLE, MODEL H02 (SEE ABSTRACT FOR RPQS)
14	**GA33-3016-0			IBM 3740 DATA ENTRY SYSTEM SPECIAL SELF-CHECK NUMBER DEVICE
08	**GA33-4500-2			CUSTOM UNIT DESCRIPTION RPQS USA WE0408, Z07465; WT X10260
09	**GA34-0016-1			IBM SYSTEM/360 COMPONENT DESCRIPTIONS - 2826 PAPER TAPE CONTROL UNIT 1017 PAPER TAPE READER 1018 PAPER TAPE PUNCH
14	**GA34-1507-2	**GN34-1523		IBM 5275 DIRECT NUMERICAL CONTROL STATION INTRODUCTION AND COMPONENT DESCRIPTION
14	**GA34-1511-1			IBM SYSTEM/7-360/370 CHANNEL ATTACHMENT: GENERAL INFORMATION MANUAL, RPQ D08112
14	**GA34-1531-1			SYSTEM/370 IBM 5098-N05 SENSOR BASED CONTROL UNIT GENERAL INFORMATION MANUAL
				IBM 5275 MACHINE TOOL CONTROL UNIT (MCU) ACCESSORY RPQ D08286: GENERAL INFORMATION MANUAL



09	**GA36-0001-1		IBM 4872 MODEM MODEL 1
14	**GA36-0002-1		IBM 4481 FILM READER/RECORDER
14	**GA36-0003-1		4481 FILM READER/RECORDER PROGRAMMER'S GUIDE
09	**GA36-0004-0		IBM 4872 MODEM MODELS 2 AND 3
97	SBOF-2250-0		PTF FOR OS/VS2
97	**SBOF-6375-0		PTF PROGRAM NUMBER 370N-AS 465 ASSEMBLER
			BASIC MODULES FOR 370 DOS
97	**SBOF-6376-0		PTF PROGRAM NUMBER 370N-CL-453
			SYS. CONT. AND BASIC IOCS FOR 370 DOS
97	**SBOF-6377-0		PTF PROGRAM NUMBER 370N-CQ-469
			BTAM FOR 370 DOS
97	**SBOF-6378-0		PTF PROGRAM NUMBER 370N-CQ-470
			QTAM FOR 370 DOS
97	**SBOF-6379-0		PTF PROGRAM NUMBER 370N-DN-481
			ON LINE TEST EXEC. PROG. FOR 370 DOS
97	**SBOF-6380-0		PTF PROGRAM NUMBER 370N-EU-490
			EMULATOR FOR 370 DOS
97	**SBOF-6381-0		PTF PROGRAM NUMBER 370N-IO-454
			DIRECT ACCESS METHOD FOR 370 DOS
97	**SBOF-6382-0		PTF PROGRAM NUMBER 370N-IO-455
			CONSECUTIVE DISK IOCS FOR 370 DOS
97	**SBOF-6383-0		PTF PROGRAM NUMBER 370N-IO-456
			CONSECUTIVE TAPE IOCS FOR 370 DOS
97	**SBOF-6384-0		PTF PROGRAM NUMBER 370N-IO-457
			ISFMS FOR 370 DOS
97	**SBOF-6385-0		PTF PROGRAM NUMBER 370N-IO-458
			CONSECUTIVE PT IOCS FOR 370 DOS
97	**SBOF-6386-0		PTF PROGRAM NUMBER 370N-IO-476, COMPILER I/O MODULES FOR
			370 DOS
97	**SBOF-6387-0		PTF PROGRAM NUMBER 370N-IO-477
			1259/1412/1419 MICR IOCS FOR 370 DOS
97	**SBOF-6388-0		PTF PROGRAM NUMBER 370N-IO-478
			OPTICAL CHARACTER READER FOR 370 DOS
97	**SBOF-6389-0		PTF PROGRAM NUMBER 370N-CQ-493
			3735 TERMINAL SUPPORT FOR 370 DOS
97	**SBOF-6390-0		PTF PROGRAM NUMBER 370N-UT-491
			SYSTEM UTILITY PROGRAM FOR 370 DOS
97	**SBOF-6391-0		PTF PROGRAM NUMBER 370N-UT-492
			EREP FOR 370 DOS
97	**SBOF-6392-0		PTF PROGRAM NUMBER 370N-SV-495
			2311/2314/3330 SUPERVISOR FOR 370 DOS
97	**SBOF-6393-0		M20 EMULATOR (VERSION 4) PTF'S - PROG. NO. 370N-IC-002
97	**SBOF-6400-0		PTF LISTINGS FOR OS/VS1
97	**SBOF-6401-0		DOS PTF - PROGRAM NUMBER 5744-AS1
97	**SBOF-6402-0		155, 158/7074 EMUL PTF PROGRAM NUMBER 5744-AJ1
97	**SBOF-6403-0		165, 168/7080 EMULATOR - PTF PROGRAM NUMBER 5744-AL1
97	**SBOF-6404-0		165, 168/7094 EMULATOR - PTF PROGRAM NUMBER 5744-AM1
97	**SBOF-6405-0		165, 168/7074 EMULATOR
			PTF LISTINGS FOR PROGRAM NO. 5744-AK1
97	**SBOF-6407-0		EMULATOR PTF PROGRAM 5744-AH1
97	**SBOF-6440-0		PTF'S FOR DOS/VS ASSEMBLER COMPONENT NO. 5745-SC-ASM
99	SBOF-8210-0		OS/VS2 SCHEDULER AND SUPERVISOR LOGIC
30	**GB21-0411-0		GRAPHPAK - INTERACTIVE GRAPHICS PACKAGE FOR APL/360
			PROG. NO. 5798-AGK - FDP AVAILABILITY NOTICE
30	**SB21-0412-0		GRAPHPAK - INTERACTIVE GRAPHICS PACKAGE FOR APL/360
			FIELD DEVELOPED PROGRAM DESCRIPTION/OPERATIONS MANUAL
			PROGRAM NUMBER 5798-AGK
30	**LB21-0413-0		GRAPHPAK - INTERACTIVE GRAPHICS PACKAGE FOR APL/360
			FIELD DEVELOPED PROGRAM-SYSTEMS GUIDE
			PROGRAM NUMBER 5798-AGK
22	**GB21-0414-0		GRAPHS AND HISTOGRAMS IN APL AVAILABILITY NOTICE - FDP
			NUMBER 5798-AGL
22	**SB21-0415-0		GRAPHS AND HISTOGRAMS IN APL PROGRAM DESCRIPTION/OPERATIONS
			MANUAL - FDP NUMBER 5798-AGL
22	**LB21-0416-0	**LN20-6259	GRAPHS AND HISTOGRAMS IN APL SYSTEMS GUIDE - FDP NUMBER
			5798-AGL
50	**GB21-0683-2		MINIMUM TELE-COMMUNICATION SYSTEM FOR S/370 AVAILABILITY
			NOTICE - FDP NUMBER 5798-ALN
50	**SB21-0684-4		MINIMUM TELE-COMMUNICATION SYSTEM FOR S/370 PROGRAM
			DESCRIPTION/OPERATIONS MANUAL - FDP NUMBER 5798-ALN
50	**LB21-0685-2		MINIMUM TELE-COMMUNICATION SYSTEM FOR S/370 SYSTEMS GUIDE
			FDP NUMBER 5798-ALN
30	**GB21-0686-2		DOS 2311/14/19 - 3330 DASD DEVICE INDEPENDENCE ROUTINES
			AVAILABILITY NOTICE - FDP NUMBER 5798-ALK
30	**SB21-0687-1		DOS 2311/14/19-3330 DASD DEVICE INDEPENDENCE ROUTINES
			PROGRAM DESCRIPTION/OPERATIONS MANUAL - FDP NUMBER 5798-ALK
30	**LB21-0688-0		DOS 2311/14/19-3330 DASD DEVICE INDEPENDENCE ROUTINES
			SYSTEMS GUIDE - FDP NUMBER 5798-ALK
30	**GB21-0740-2		DOS 3330 DATA SET CONVERSION AID AVAILABILITY NOTICE - FDP
			NUMBER 5798-AMN
30	**SB21-0741-1		DOS 3330 DATA SET CONVERSION AID PROGRAM
			DESCRIPTION/OPERATIONS MANUAL - FDP NUMBER 5798-AMN
30	**LB21-0742-1		DOS 3330 DATA SET CONVERSION AID SYSTEMS GUIDE - FDP NUMBER
			5798-AMN
30	**GB21-0761-0		STREAM - A 3270 INFORMATION DISPLAY SYSTEM PROGRAMMING AID
			FOR SYSTEM/360, 370: FDP 5798-ANE, NOTICE
30	**SB21-0762-0	**SN20-6225	STREAM - A3270 INFORMATION DISPLAY SYSTEM PROGRAMMING AID
			FOR SYSTEM/360, 370 PROGRAM DESCRIPTION/OPERATIONS MANUAL
			FDP NUMBER 5798-ANE
30	**LB21-0763-0		STREAM - A3270 INFORMATION DISPLAY SYSTEM PROGRAMMING AID
			FOR SYSTEM/360, 370 SYSTEMS GUIDE - FDP NUMBER 5798-ANE
24	**GB21-0836-0		BURROUGHS 2500 SERIES COBOL TO IBM ANS COBOL CONVERSION AID
			AVAILABILITY NOTICE - FDP NUMBER 5798-APH

24	**SB21-0837-0			BURROUGHS 2500 SERIES COBOL TO IBM ANS COBOL CONVERSION AID PROGRAM DESCRIPTION/OPERATIONS MANUAL - FDP NUMBER 5798-APH
24	**LB21-0838-0			BURROUGHS 2500 SERIES COBOL TO IBM ANS COBOL CONVERSION AID SYSTEMS GUIDE - FDP NUMBER 5798-APH
24	**GB21-0839-0			NCR CENTURY COBOL TO IBM ANS COBOL: CONVERSION AID FOR SYSTEM/360/370, FDP 5798-APG NOTICE
24	**SB21-0840-0			IBM ANS COBOL CONVERSION AID FOR NCR CENTURY COBOL FOR SYSTEM/360/370 PROGRAM DESCRIPTION/OPERATIONS MANUAL - FDP NUMBER 5798-APG
24	**LB21-0841-0			IBM ANS COBOL CONVERSION AID FOR NCR CENTURY COBOL FOR SYSTEM/360/370 SYSTEMS GUIDE - FDP NUMBER 5798-APG
32	**GB21-0857-0			OS/DITTO AVAILABILITY NOTICE - FDP NUMBER 5798-ARD
32	**SB21-0858-0	**SN20-6287		OS/DITTO PROGRAM DESCRIPTION/OPERATIONS MANUAL - FDP NUMBER 5798-ARD
32	**LB21-0859-1#			OS/DITTO SYSTEMS GUIDE - FDP NUMBER 5798-ARD
32	LB21-0859-0#			
32	**GB21-0875-3#			DOS/DITTO FOR SYSTEM/360, 370 AVAILABILITY NOTICE - FDP NUMBER 5798-ARN
32	GB21-0875-2#			DOS/DITTO FOR SYSTEM/360, 370 PROGRAM DESCRIPTION/OPERATIONS MANUAL - FDP NUMBER 5798-ARN
32	**SB21-0876-1			DOS/DITTO FOR SYSTEM/360, 370 SYSTEMS GUIDE - FDP NUMBER 5798-ARN
32	**LB21-0877-1			DOS FILE GENERATION UTILITY AVAILABILITY NOTICE - FDP NUMBER 5798-ARX
32	**GB21-0890-0			DOS FILE GENERATION UTILITY PDOM - FDP NUMBER 5798-ARX
32	**SB21-0891-0			DOS FILE GENERATION UTILITY SYSTEMS GUIDE - FDP NUMBER 5798-ARX
32	**LB21-0892-0			
24	**GB21-0914-0			IBM ANS COBOL FROM GE-415 COBOL CONVERSION AID FDP 5798-ASY, NOTICE
24	**SB21-0915-0	**SN20-6315		IBM ANS COBOL FROM GE-415 COBOL CONVERSION AID FDP 5798-ASY DESCRIPTION/OPERATIONS
24	**LB21-0916-0			IBM ANS COBOL FROM GE-415 COBOL CONVERSION AID FDP 5798-ASY SYSTEMS GUIDE
24	**GB21-0999-0			DOS SOURCE STATEMENT LIBRARY MAINTENANCE FOR ANS COBOL ON SYSTEM/370 AVAILABILITY NOTICE - FDP NUMBER 5798-AWD
24	**SB21-1000-0	**SN20-6285		DOS SOURCE STATEMENT LIBRARY MAINTENANCE FOR ANS COBOL ON SYSTEM/370 PROGRAM DESCRIPTION/OPERATIONS MANUAL - FDP NUMBER 5798-AWD
24	**LB21-1001-0			DOS SOURCE STATEMENT LIBRARY MAINTENANCE FOR ANS COBOL ON SYSTEM/370 SYSTEMS GUIDE - FDP NUMBER 5798-AWD
30	**GB21-1002-2#			DOS/V S D A S D D E V I C E I N D E P E N D E N C E O P E N ( D I O P E N ) A V A I L A B I L I T Y N O T I C E - F D P # 5 7 9 8 - A W H
30	GB21-1002-1#			
30	GB21-1002-0#			
30	**SB21-1003-1	**SN20-6308	**SN20-6312	DOS/V S D A S D D E V I C E I N D E P E N D E N C E O P E N ( D I O P E N ) P R O G R A M D E S C R I P T I O N / O P E R A T I O N S M A N U A L - F D P N U M B E R 5 7 9 8 - A W H
30	**LB21-1004-3#	**LN20-6314		DOS/V S D A S D D E V I C E I N D E P E N D E N C E O P E N ( D I O P E N ) S Y S T E M S G U I D E F D P N U M B E R 5 7 9 8 - A W H
30	LB21-1004-2#			
21	**GB21-1008-0			DOS/V S A S S E M B L E R T E S T I N G A I D - F D P N U M B E R 5 7 9 8 - A W J N O T I C E
21	**SB21-1009-0	**SN20-6282		DOS/V S A S S E M B L E R T E S T I N G A I D - F D P N U M B E R 5 7 9 8 - A W J D E S C R I P T I O N / O P E R A T I O N S
21	**LB21-1010-0			DOS/V S A S S E M B L E R T E S T I N G A I D - F D P N U M B E R 5 7 9 8 - A W J S Y S T E M S G U I D E
50	**GB21-1035-2			C I C S / 3 2 7 0 S I M U L A T O R ( 5 7 9 8 - A X C ) , C I C S D Y N A M I C M A P ( 5 7 9 8 - A X R ) , A N D C I C S P E R F O R M A N C E A N A L Y Z E R ( 5 7 9 8 - A Z N ) : 3 F D P ' S N O T I C E
50	**SB21-1036-1			C I C S / 3 2 7 0 S I M U L A T O R - F D P 5 7 9 8 - A X C D E S C R I P T I O N / O P E R A T I O N S
50	**SB21-1075-3			C I C S D Y N A M I C M A P - F D P 5 7 9 8 - A X R D E S C R I P T I O N / O P E R A T I O N S
50	**GB21-1092-0			I M S L O W - L E V E L C O D I N G & C O N T I N U I T Y C H E C K I N G S U B P R O G R A M : F D P 5 7 9 8 - A Y N N O T I C E
50	**GB21-1104-1			C O B I M S - F D P 5 7 9 8 - A Y K - A V A I L A B I L I T Y N O T I C E
50	**SB21-1105-1	**SN20-6255	**SN20-6278	C O B I M S - F D P 5 7 9 8 - A Y K - D E S C R I P T I O N / O P E R A T I O N S
50	**LB21-1106-0	**SN20-6400		
50	**GB21-1122-1#	**LN20-6279		C O B I M S - F D P 5 7 9 8 - A Y K - S Y S T E M S G U I D E
39	**SB21-1123-1			T S O C O M M A N D P R O C E S S O R - F D P 5 7 9 8 - A Y F N O T I C E
39	**LB21-1124-0	**LN20-6290		T S O C O M M A N D P R O C E S S O R - F D P 5 7 9 8 - A Y F D E S C R I P T I O N / O P E R A T I O N S
39	**GB21-1134-0			T S O C O M M A N D P R O C E S S O R - F D P 5 7 9 8 - A Y F S Y S T E M S G U I D E
30	**SB21-1135-0			A U T O M A T I C L I N E S P E E D S E L E C T I O N F O R I B M 3 7 0 4 / 3 7 0 5 F D P 5 7 9 8 - A Y R , N O T I C E
30	**LB21-1136-0			A U T O M A T I C L I N E S P E E D S E L E C T I O N F O R 3 7 0 4 / 3 7 0 5 F D P 5 7 9 8 - A Y R D E S C R I P T I O N / O P E R A T I O N S
50	**SB21-1181-3			A U T O M A T I C L I N E S P E E D S E L E C T I O N F O R I B M 3 7 0 4 / 3 7 0 5 F D P 5 7 9 8 - A Y R S Y S T E M S G U I D E
32	**GB21-1195-0			C I C S P E R F O R M A N C E A N A L Y Z E R - F D P 5 7 9 8 - A Z N D E S C R I P T I O N / O P E R A T I O N S
32	**SB21-1196-0			U T I L I T Y D A T A R E D U C T I O N S U B R O U T I N E S F O R S / 3 6 0 - 3 7 0 F D P 5 7 9 8 - A Z W , N O T I C E
32	**LB21-1197-0			U T I L I T Y D A T A R E D U C T I O N S U B R O U T I N E S F O R S / 3 6 0 - 3 7 0 F D P 5 7 9 8 - A Z W D E S C R I P T I O N S / O P E R A T I O N S
50	**GB21-1210-0			U T I L I T Y D A T A R E D U C T I O N S U B R O U T I N E S F O R S / 3 6 0 - 3 7 0 F D P 5 7 9 8 - A Z W , S Y S T E M S G U I D E
50	**SB21-1211-0			O N - L I N E P R E P A R A T I O N O F V I D E O / 3 7 0 F O R M A T S F D P 5 7 9 8 - B A C , N O T I C E
50	**LB21-1212-0			O N - L I N E P R E P A R A T I O N O F V I D E O / 3 7 0 F O R M A T S F D P 5 7 9 8 - B A C , D E S C R I P T I O N / O P E R A T I O N S
38	**GB21-1249-0			O N - L I N E P R E P A R A T I O N O F V I D E O / 3 7 0 F O R M A T S F D P 5 7 9 8 - B A C - S Y S T E M S G U I D E
38	**SB21-1250-0	**SN20-6264	**SN20-6295	D O S / V S P O W E R W O R K S T A T I O N S U P P O R T F O R T H E I B M 2 9 2 2 F D P 5 7 9 8 - B B Y - N O T I C E
38	**LB21-1251-0	**LN20-6305		D O S / V S P O W E R W O R K S T A T I O N S U P P O R T F O R T H E I B M 2 9 2 2 F D P 5 7 9 8 - B B Y - D E S C R I P T I O N / O P E R A T I O N S
				D O S / V S P O W E R W O R K S T A T I O N S U P P O R T F O R T H E I B M 2 9 2 2 F D P 5 7 9 8 - B B Y

50	**GB21-1255-0		IMS DICTIONARY SYSTEM - FDP 5798-BBA - NOTICE
50	**SB21-1256-2		IMS DICTIONARY SYSTEM - FDP 5798-BBA DESCRIPTION/OPERATIONS
50	**LB21-1257-1		IMS DICTIONARY SYSTEM - FDP 5798-BBA - SYSTEMS GUIDE
39	**GB21-1273-1#		TSO/VS2 PROGRAMMING CONTROL FACILITY - FDP 5798-BBJ - NOTICE
39	**SB21-1274-1		TSO/VS2 PROGRAMMING CONTROL FACILITY - FDP 5798-BBJ DESCRIPTION/OPERATIONS
39	**LB21-1275-1		TSO/VS2 PROGRAMMING CONTROL FACILITY - FDP 5798-BBJ SYSTEMS GUIDE
50	**GB21-1279-0		GIS/DDT TRANSLATION FROM IMS/DBD - FDP 5798-BBN, NOTICE
50	**SB21-1280-0	**SN20-6293	GIS/DDT TRANSLATION FROM IMS/DBD - FDP 5798-BBN, DESCRIPTION/OPERATIONS
50	**LB21-1281-0		GIS/DDT TRANSLATION FROM IMS/DBD - FDP 5798-BBN, SYSTEM GUIDE
30	**GB21-1291-0		3330 DEVICE SUPPORT EXTENDED-S/370 OS/MFT/MVT FDP 5798-BCE NOTICE
30	**SB21-1292-2		3330 DEVICE SUPPORT EXTENDED S/370 OS/MFT/MVT FDP 5798-BCE DESCRIPTION/OPERATIONS
40	**GB21-1294-0		OS/VS2 RELEASE 1 STORAGE UTILIZATION DISPLAY PROGRAM FDP 5798-BCL, NOTICE
40	**SB21-1295-0		OS/VS2 RELEASE 1 STORAGE UTILIZATION DISPLAY PROGRAM FDP 5798-BCL DESCRIPTION/OPERATIONS
40	**LB21-1296-0		OS/VS2 RELEASE 1 STORAGE UTILIZATION DISPLAY PROGRAM FDP 5798-BCL - SYSTEMS GUIDE
50	**GB21-1336-0		IMS DC MONITOR FDP 5798-BDF, NOTICE
50	**SB21-1337-0		IMS DC MONITOR - FDP 5798-BDF, DESCRIPTION/OPERATIONS
50	**LB21-1338-0		IMS DC MONITOR-FDP 5798-BDF SYSTEMS GUIDE
30	**GB21-1342-0		3890 DOS/VS APPLICATION/INSTALLATION SUPPORT (5798-BDC) FDP AVAILABILITY NOTICE
30	**SB21-1343-0	**SN20-6306	3890 DOS/VS APPLICATION/INSTALLATION SUPPORT - FDP 5798-BDC, DESCRIPTION/OPERATIONS
33	**GB21-1361-0		DOS/VS SORT FOR 1400 FILES FDP 5798-BDH, NOTICE
33	**SB21-1362-0		DOS/VS SORT FOR 1400 FILES FDP 5798-BDH, DESCRIPTION/OPERATIONS
33	**LB21-1363-0		DOS/VS SORT FOR 1400 FILES FDP 5798-BDH SYSTEMS GUIDE
50	**GB21-1373-1#		CICS SOURCE PROGRAM MAINTENANCE ON-LINE - FDP 5798-BDT, NOTICE
50	GB21-1373-0#		
50	**SB21-1374-0		CICS SOURCE PROGRAM MAINTENANCE ON-LINE FDP 5798-BDT DESCRIPTION/OPERATIONS
33	**GB21-1376-0		CMS SORT FOR VM/370 FDP 5798-BDW, NOTICE
33	**SB21-1377-0		CMS SORT FOR VM/370 FDP 5798-BDW DESCRIPTION/OPERATIONS
33	**LB21-1378-0		CMS SORT FOR VM/370 FDP 5798-BDW SYSTEMS GUIDE
28	**GB21-1386-0		DBOMP INTERFACE FOR RPG II - SYSTEM/370 DOS/VS - FDP 5798-BDZ, NOTICE
28	**SB21-1387-1		DBOMP INTERFACE FOR RPG II - SYSTEM/370 DOS/VS (5798-BDZ) FDP 5798-BDZ DESCRIPTION/OPERATIONS
28	**LB21-1388-1		DBOMP INTERFACE FOR RPG II - SYSTEM/370 DOS/VS (5798-BDZ) FDP SYSTEMS GUIDE
50	**GB21-1401-0		IMS LOG TAPE ANALYSIS - FDP 5798-CAQ, NOTICE
50	**SB21-1402-0		IMS LOG TAPE ANALYSIS - FDP 5798-CAQ, DESCRIPTION/OPERATIONS
50	**LB21-1403-0		IMS LOG TAPE ANALYSIS - FDP 5798-CAQ, SYSTEMS GUIDE
34	**GB21-1404-0		VS/1 UTILIZATION MONITOR - FDP 5798-CAK, NOTICE
36	**GB21-1413-1#		DOS/VS FILE/OPERATIONS CONTROL LANGUAGE - FDP 5798-CAG, NOTICE
36	**SB21-1414-0		DOS/VS FILE/OPERATIONS CONTROL LANGUAGE - FDP 5798-CAG, DESCRIPTION/OPERATIONS
50	**GB21-1425-0		IMS/VS 2260-3270 CONVERSION AID - FDP 5798-CBB, NOTICE
50	**SB21-1426-0		IMS/VS 2260-3270 CONVERSION AID - FDP 5798-CBB, DESCRIPTION/OPERATIONS
50	**LB21-1427-0		IMS/VS 2260-3270 CONVERSION AID - FDP 5798-CBB, SYSTEMS GUIDE
50	**GB21-1441-0		CICS/M.T.C.S. 3270 SCREEN FORMAT UTILITY - FDP 5798-CBH, NOTICE
50	**SB21-1442-0		CICS/M.T.C.S. 3270 SCREEN FORMAT UTILITY - FDP 5798-CBH, DESCRIPTION/OPERATIONS
50	**LB21-1443-0		CICS/M.T.C.S. 3270 SCREEN FORMAT UTILITY - FDP 5798-CBH, SYSTEMS GUIDE
24	**GB21-1447-0		CONVERSION AID: IBM DOS/VS ANS COBOL FROM BURROUGHS B5500 COBOL - FDP 5798-CBP, NOTICE
24	**SB21-1448-0		CONVERSION AID: IBM DOS/VS ANS COBOL FROM BURROUGHS B5500 COBOL - FDP 5798-CBP, DESCRIPTION/OPERATIONS
30	**GB21-1456-0		EXTENDING SEQUENTIAL DISK FILES FOR DOS/VS - FDP 5798-CBN, NOTICE
30	**SB21-1457-0		EXTENDING SEQUENTIAL DISK FILES FOR DOS/VS - FDP 5798-CBN DESCRIPTION/OPERATIONS
30	**LB21-1458-0		EXTENDING SEQUENTIAL DISK FILES FOR DOS/VS - FDP 5798-CBN, SYSTEMS GUIDE
50	**GB21-1492-0		CICS/ENTRY SYSTEM STATISTICS - FDP 5798-CBZ, NOTICE
50	**SB21-1493-0		CICS/ENTRY SYSTEM STATISTICS FDP 5798-CBZ DESCRIPTION/OPERATIONS
50	**GB21-1498-0		CICS/VOLUME TEST FACILITY - FDP 5798-CDJ, NOTICE
50	**SB21-1499-0	**SN20-6310	CICS/VOLUME TEST FACILITY - FDP 5798-CDJ DESCRIPTION/ OPERATIONS
50	**GB21-1504-0		CICS NETWORK ACTIVITY SIMULATOR - FDP 5798-CCH, NOTICE
50	**SB21-1505-0	**SN20-6304	CICS NETWORK ACTIVITY SIMULATOR - FDP 5798-CCH, DESCRIPTION/ OPERATIONS
50	**GB21-1507-0		CICS PLOT-FDP 5798-CCG, NOTICE
50	**SB21-1508-0	**SN20-6401	CICS PLOT - FDP 5798-CCG, DESCRIPTION/OPERATIONS
50	**GB21-1510-0		VANDL-1 - DL/I DATABASE UTILITY - FDP 5798-CDH, NOTICE
50	**SB21-1511-0		VANDL-1 - DL/I DATABASE UTILITY - FDP 5798-CDH, DESCRIPTION/OPERATIONS
50	**LB21-1512-0		VANDL-1 DL/I DATA BASE UTILITY, FDP 5798-CDH SYSTEMS GUIDE

34	**GB21-1513-0			POWER/VS AND PERFORMANCE ANALYZER FDP 5798-CDG, NOTICE
34	**SB21-1514-0	**SN20-6311		POWER/VS COST AND PERFORMANCE ANALYZER - FDP 5798-CDG, DESCRIPTION/OPERATIONS
34	**LB21-1515-0			POWER/VS COST & PERFORMANCE ANALYZER, FDP 5798-CDG SYSTEMS GUIDE
30	**GB21-1546-0			1400 COMPATABILITY ACCESS ROUTINE - FDP 5798-CDB, NOTICE
30	**SB21-1547-0			1400 COMPATABILITY ACCESS ROUTINE - FDP 5798-CDB, DESCRIPTION/OPERATIONS
28	**GB21-1566-0			S/370 RPG II ANALYSIS AND DOCUMENTATION AID - 5798-CDL, NOTICE
28	**SB21-1567-0			S/370 RPG II ANALYSIS AND DOCUMENTATION AID - FDP 5798-CDL, DESCRIPTION/OPERATIONS
28	**LB21-1568-0			S/370 RPG II ANALYSIS AND DOCUMENTATION AID - FDP 5798-CDL, SYSTEMS GUIDE
50	**GB21-1581-1#			IMS MONITOR SUMMARY AND SYSTEMS ANALYSIS PROGRAMS - FDP
	GB21-1581-0#			5798-CDT, NOTICE
50	**SB21-1582-0			IMS MONITOR SUMMARY AND SYSTEMS ANALYSIS PROGRAMS - FDP
				5798-CDT, DESCRIPTION/OPERATIONS
50	**GB21-1586-2#			IMS DICTIONARY SYSTEM ENHANCEMENTS - FDP 5798-CEE, NOTICE
	GB21-1586-1#			
50	**SB21-1587-1			IMS DICTIONARY SYSTEM ENHANCEMENTS - FDP 5798-CEE, DESCRIPTION/OPERATIONS
34	**GB21-9893-0			VM/SGP STATISTICS GENERATING PACKAGE, REPORT BROCHURE - IUP 5796-PDD
85	**GB21-9949-4			IBM CUSTOMER INFORMATION FDP/IUP REFERENCE SUMMARY
20	**GCB4-5104-0			OS/VS1 MASTER INDEX
21	**LCB6-3772-2			IBM SYSTEM/360 OS ASSEMBLER H - PROGRAM NUMBER 5734-AS1
14	**GCB8-6796-0			IBM 2947-4 CHECK COLLECTION CONTROLLER (RPQ #888264) SEQUENTIAL ACCESS METHOD (CSAM) MAIN MODULE-DOS MICROFICHE LISTING, PROG. NO. 5799-WAF
14	**GCB8-6797-0			IBM 2947-4 CHECK COLLECTION CONTROLLER (RPQ #888264) SEQUENTIAL ACCESS METHOD (CSAM) ERR MODULE-DOS MICROFICHE LISTING - PROGRAM NUMBER 5799-WAF
14	**GCB8-6798-0			IBM 2947-4 CHECK COLLECTION CONTROLLER (RPQ #888264) SEQUENTIAL ACCESS METHOD (CSAM) MAIN MODULE-OS MICROFICHE LISTING - PROGRAM NUMBER 5799-WAG
14	**GCB8-6799-0			IBM 2947-4 CHECK COLLECTION CONTROLLER (RPQ #888264) SEQUENTIAL ACCESS METHOD (CSAM) ERR MODULE-OS MICROFICHE LISTING - PROGRAM NUMBER 5799-WAG
50	**SC09-0007-2	**SN12-5039	**SN12-5026	VANDL-1 PRPQ DESCRIPTION AND OPERATION MANUAL (VANCOUVER DATA LANGUAGE ONE) - PROGRAM NUMBER 5799-AEY
15	**GC19-0004-3	**GN19-0144	**GN19-0146	IBM SYSTEM/370 INSTALLATION MANUAL -- PHYSICAL PLANNING NUMBER SYSTEMS - STUDENT TEXT
85	**GC20-1618-5#			A GUIDE TO PL/I FOR FORTRAN USERS: STUDENT TEXT
85	**SC20-1637-3			INTRODUCTION TO IBM DIRECT-ACCESS STORAGE DEVICES AND ORGANIZATION METHODS: STUDENT TEXT
85	**GC20-1649-8#			A GUIDE TO PL/I FOR COMMERCIAL PROGRAMMERS (STUDENT TEXT)
	GC20-1649-7#			OS (& OS/VS) DEVELOPMENT SUPPORT LIBRARIES: INSTALLATION MANAGEMENT TEXT
85	**SC20-1651-2			DATA COMMUNICATIONS PRIMER: STUDENT TEXT
85	**GC20-1663-2			INTRODUCTION TO IBM DATA PROCESSING SYSTEMS: STUDENT TEXT
85	**GC20-1668-2			OCR INPUT PREPARATION GUIDE FOR THE IBM 1287/1288 OPTICAL CHARACTER READERS
85	**GC20-1684-3#			DATA PROCESSING GLOSSARY
04	**GC20-1686-4#	GN20-3152		A GUIDE TO THE IBM SYSTEM/370 MODEL 155
	GC20-1686-3#			A GUIDE TO THE IBM SYSTEM/370 MODEL 165
85	**GC20-1699-4			IBM 1287/1288 OCR ERROR RECOVERY GUIDE
01	**GC20-1729-3	**GN20-3394		A GUIDE TO THE IBM SYSTEM/370 MODEL 145
01	**GC20-1730-3	**GN20-3395		A GUIDE TO THE IBM SYSTEM/370 MODEL 135
04	**GC20-1733-0			HANDPRINTING CONSIDERATIONS FOR THE IBM 1287/1288 OPTICAL CHARACTER READERS
01	**GC20-1734-3			IBM 3881 OPTICAL MARK READER - FORMS KIT
01	**GC20-1738-5			IBM 3881 OPTICAL MARK READER SYSTEMS DESIGN GUIDE
04	**GC20-1739-0			
03	**GC20-1750-0			OS/VS1 FEATURES SUPPLEMENT (OPTIONAL SECTION FOR GC20-1734, GC20-1738, GC20-1754, OR GC20-1755)
04	**GC20-1751-1#			OS/VIRTUAL STORAGE 2 RELEASE 1 - FEATURES SUPPLEMENT
	GC20-1751-0#			A GUIDE TO THE IBM SYSTEM/370 MODEL 158
20	GC20-1752-0			A GUIDE TO THE IBM SYSTEM/370 MODEL 168
20	GC20-1753-1			DOS/VIRTUAL STORAGE FEATURES SUPPLEMENT
01	**GC20-1754-1			VIRTUAL MACHINE FACILITY/370 FEATURES SUPPLEMENT
01	**GC20-1755-1			IBM 3886 OPTICAL CHARACTER READER FORMS KIT
20	GC20-1756-0			OPTICAL MARK READ/CARD PRINT APPLICATION SOLUTIONS IBM 3504 and 3505 CARD READERS IBM 3525 CARD PUNCH
20	GC20-1757-0			CONCEPTS OF THE IBM 3800 PRINTING SUBSYSTEM
04	**GC20-1760-0			VIRTUAL MACHINE FACILITY/370: INTRODUCTION
13	**GC20-1767-0			IBM VIRTUAL MACHINE FACILITY/370 PLANNING AND SYSTEM GENERATION GUIDE
03	**GC20-1775-0			IBM VIRTUAL MACHINE FACILITY/370 ASSEMBLER PROGRAMMER'S GUIDE
20	GC20-1800-4	**GN20-2657		IBM VIRTUAL MACHINE FACILITY/370 BASIC LANGUAGE REFERENCE MANUAL
34	GC20-1801-4	**GN20-2658		VIRTUAL MACHINE FACILITY/370: COMMAND LANGUAGE GUIDE FOR GENERAL USERS
21	GC20-1802-0	**GN20-2601		IBM VIRTUAL MACHINE FACILITY/370 EDIT GUIDE
23	GC20-1803-1			IBM VIRTUAL MACHINE FACILITY/370 OPERATOR'S GUIDE
36	GC20-1804-3#	**GN20-2659		VIRTUAL MACHINE FACILITY/370: SYSTEM PROGRAMMER'S GUIDE
36	GC20-1805-3	**GN20-2660		VIRTUAL MACHINE FACILITY/370: SYSTEM MESSAGES
40	GC20-1806-4	**GN20-2656	**GN20-2661	IBM VIRTUAL MACHINE FACILITY/370 OLTSEP AND ERROR RECORDING GUIDE
36	GC20-1807-3#	**GN20-2662		IBM VIRTUAL MACHINE FACILITY/370 TERMINAL USER'S GUIDE
40	GC20-1808-4	**GN20-2671	**GN20-2663	IBM VIRTUAL MACHINE FACILITY/370: RELEASE 1 GUIDE - PROGRAM NUMBER 5749-010
37	GC20-1809-2	**GN20-2645	**GN20-2655	
		**GN20-2664		
40	GC20-1810-3	**GN20-2665		
34	GC20-1811-0	**GN20-2609	**GN20-2625	
		**GN20-2630		

36	GC20-1812-1#			IBM VIRTUAL MACHINE FACILITY/370: EXEC USER'S GUIDE
	GC20-1812-0#			
20	GC20-1813-1			VIRTUAL MACHINE FACILITY/370: GLOSSARY AND MASTER INDEX
34	GC20-1814-0			IBM VIRTUAL MACHINE FACILITY/370: RELEASE 2 PLANNING GUIDE
34	GC20-1815-0	**GN20-2648	**GN20-2652	PROGRAM NO. 5749-020
		**GN20-2666		IBM VIRTUAL MACHINE FACILITY/370: RELEASE 2 GUIDE
30	GC20-1816-0	**GN20-2670		
22	**SC20-1845-0			IBM VIRTUAL MACHINE FACILITY/370: REMOTE SPOOLING
22	**SC20-1846-1#			COMMUNICATIONS SUBSYSTEM (RSCS) USER'S GUIDE - PROG. NO.
	SC20-1846-0#			5749-010
85	**GC20-8096-1			APL/CMS INSTALLATION MANUAL, PROGRAMMING RPQ MF2608 - PROG.
30	GC21-5004-3#			NO. 5799-ALK
	GC21-5004-2#	GN21-7658	GN21-5147	APL/CMS USER'S MANUAL, PROGRAMMING RPQ MF2608 - PROG. NO.
28	**SC21-5005-3	**SN28-1021	**SN28-1040	5799-ALK
		**SN28-1053		INTRODUCTION TO DATA MANAGEMENT STUDENT TEXT
30	GC21-5006-4			OS DATA MANAGEMENT SERVICES AND MACRO INSTRUCTIONS FOR IBM
32	**SC21-5013-1	**SN21-5198		1285/1287/1288
32	**SC21-5014-1	**SN21-5197		IBM DOS RPG II LANGUAGE, PROG. NO. 5736-RG1
28	**GC21-5021-1			
28	**GC21-5028-5			OS DATA MANAGEMENT SERVICES AND MACRO INSTRUCTIONS FOR IBM
28	**GC21-5052-0			1419/1275
28	**SC21-5056-0	**SN28-1022	**SN28-1024	DOS IBM 1288 BASIC UNFORMATTED READ SYSTEM: A DATA CAPTURE
32	**GC21-5067-1			UTILITY PROGRAM, PROG. NO. 5736-UT1
32	**GC21-5068-0			OS IBM 1288 BASIC UNFORMATTED READ SYSTEM: A DATA CAPTURE
30	GC21-5071-1			UTILITY PROGRAM, PROG. NO. 5734-UT3
08	GC21-5072-2			IBM DOS RPG II GENERAL INFORMATION MANUAL
30	GC21-5097-1	**GN28-2591		PROGRAM NUMBER 5736-RG1
28	**GC21-7514-1			IBM DISK OPERATING SYSTEM RPG II
15	**GC22-7004-3#	**GN22-2021	**GN22-2022	PROGRAM PRODUCT SPECIFICATIONS
		**GN22-2023	**GN22-2024	PROGRAM NUMBER 5736-RG1
28	GC24-3337-6#			IBM DISK OPERATING SYSTEM RPG II AUTO REPORT FEATURE
	GC24-3337-5#			GENERAL INFORMATION MANUAL - PROGRAM NUMBER 5736-RG1
34	GC24-5082-1			IBM DOS RPG II AUTO REPORT FEATURE - REFERENCE MANUAL
37	**GC24-5086-4#			PROGRAM NUMBER 5736-RG1
34	GC24-5090-4#			PROGRAM PRODUCT FUNCTIONAL DESCRIPTION FOR IBM DOS 1288
	GC24-5090-3#			BASIC UNFORMATTED READ SYSTEM - PROGRAM PRODUCT
	GC24-5090-2#			NUMBER 5736-UT1
36	GC24-5091-4			PROGRAM PRODUCT FUNCTIONAL DESCRIPTION FOR IBM 1288 BASIC
34	GC24-5092-0			UNFORMATTED READ SYSTEM (MFT/MVT/VSI/VS2) PROG. NO. 5734-UT3
37	GC24-5093-3#			IBM 3740 BTAM/TCAM PROGRAMMER'S GUIDE
34	GC24-5094-4			DOS/VS SYSTEM INFORMATION FOR IBM 3540 DISKETTE INPUT/OUTPUT
34	GC24-5095-2			UNIT
34	GC24-5097-0	**GN24-5460		OS AND OS/VS PROGRAMMING SUPPORT FOR THE IBM 3505 CARD
34	GC24-5098-0			READER AND IBM 3525 CARD PUNCH
36	GC24-5099-1			INTRODUCTION TO RPG II
36	GC24-5100-1			IBM SYSTEM/370 INSTALLATION MANUAL -- PHYSICAL PLANNING
30	GC24-5101-0			
34	GC24-5102-0			OS RPG LANGUAGE SPECIFICATIONS, PROG. NO. 360S-RG-038
36	GC24-5103-1	**GN24-5499		
20	GC24-5104-0	**GN24-5503		DOS TO OS/MFT, OS/MVT, OR OS/VSI MANAGEMENT PLANNING GUIDE
30	GC24-5109-0	**GN24-5494		DOS OLTEP
30	**GC24-5110-0			OS/VSI PLANNING AND USE GUIDE
30	**GC24-5111-0			VSI RELEASE 3.1
34	**GC24-5112-0	**GN24-5504	**GN24-5506	OS/VSI PROGRAMMER'S REFERENCE DIGEST
34	**GC24-5113-0			
21	**GC26-3734-0			OS/VSI RELEASE 1 GUIDE
21	**GC26-3735-1			OS/VSI DEBUGGING GUIDE
21	**SC26-3740-1			NUMBER 5741-010
21	**GC26-3743-3			OS/VSI STORAGE ESTIMATES - SYSTEM LIBRARY
21	**GC26-3758-3#			
	GC26-3758-2#	GN33-8151		DOS AND DOS/VS TO OS/VSI IMPLEMENTATION GUIDE
21	**SC26-3759-1	**SN33-8171		OS/VSI RELEASE 2 GUIDE - PROG. NO. 5741-020
21	**SC26-3768-3#			OS/VSI RELEASE 3 GUIDE PROGRAM NUMBER 5741-030
	SC26-3768-2#	SN33-8172	SN33-8187	OS/VSI JCL REFERENCE PROGRAM NUMBER 5741-030
21	**SC26-3770-2#			OS/VSI JCL SERVICES
	SC26-3770-1#			
21	**GC26-3771-3#			OS/VS IBM 3886 OPTICAL CHARACTER READER MODEL 1 REFERENCE
	GC26-3771-2#	GN33-8149		OS/VSI RELEASE 2.6 GUIDE
21	**GC26-3782-1			OS/VSI SUPERVISOR SERVICES AND MACRO INSTRUCTIONS
				OS/VSI MASTER INDEX
				OS/VS DISKETTE COPY PROGRAMMING SUPPORT REFERENCE MANUAL
				OS/VSI IBM 3540 PROGRAMMER'S REFERENCE
				OS/VS2 IBM 3540 PROGRAMMER'S REFERENCE
				OS/VSI RELEASE 3.1 GUIDE
				OS/VSI RELEASE 4 GUIDE
				IBM SYSTEM/360 OPERATING SYSTEM TIME SHARING OPTION:
				TSO ASSEMBLER PROMPTER DESIGN OBJECTIVES, PROGRAM 5734-CP2
				OS ASSEMBLER H, PROG. PROD. 5734-AS1 DESIGN OBJECTIVES
				OS TSO ASSEMBLER PROMPTER USER'S GUIDE, PROG. NO. 5734-CP2
				OS ASSEMBLER H, PROG. PROD. 5734-AS1 SPECIFICATIONS
				OS ASSEMBLER H GENERAL INFORMATION MANUAL, PROG. #5734-AS1
				OS ASSEMBLER H PROGRAMMER'S GUIDE, PROG. NO. 5734-AS1
				OS ASSEMBLER H SYSTEM INFORMATION, PROG. NO. 5734-AS1
				OS ASSEMBLER H MESSAGES, PROG. NO. 5734-AS1
				OS ASSEMBLER H LANGUAGE, PROG. NO. 5734-AS1
				IBM SYSTEM/360 OPERATING SYSTEM TIME SHARING OPTION
				ASSEMBLER PROMPTER PROGRAM PRODUCT SPECIFICATIONS
				PROGRAM NUMBER 5734-CP2

30	GC26-3783-4			OS/VS DATA MANAGEMENT SERVICES GUIDE
36	GC26-3784-5			OS/VS CHECKPOINT RESTART
34	GC26-3791-5	**GN24-5508 GN24-5508		OS/VS1 SYSTEM GENERATION REFERENCE
34	GC26-3792-4			OS/VS2 SYSTEM GENERATION REFERENCE
30	GC26-3793-4			OS/VS DATA MANAGEMENT MACRO INSTRUCTIONS MANUAL
30	GC26-3795-2			OS/VS TAPE LABELS
30	GC26-3799-2			OS/VS VIRTUAL STORAGE ACCESS METHOD (VSAM) PLANNING GUIDE
31	GC26-3813-2	**GN26-0774	**GN26-0779	OS/VS LINKAGE EDITOR AND LOADER
30	**GC26-3819-2			OS/VS VIRTUAL STORAGE ACCESS METHOD (VSAM) OPTIONS FOR ADVANCED APPLICATIONS - COMPONENT NOS. 5741-SC1-DE, 5742-SC1-DE
30	GC26-3830-1			OS/VS2 SYSTEM PROGRAMMING LIBRARY: DATA MANAGEMENT
30	GC26-3835-1#			OS/VS VIRTUAL STORAGE ACCESS METHOD (VSAM) SYSTEM INFORMATION - PROGRAM NUMBERS 5741-020 AND 5742-016
30	GC26-3835-0#	GN26-0769		OS/VS ACCESS METHOD SERVICES, COMPONENT NOS. 5741-AND 5752-SC1-DK
30	GC26-3836-1			
30	GC26-3837-1	**GN26-0783		OS/VS1 DATA MANAGEMENT FOR SYSTEM PROGRAMMERS
30	**GC26-3838-1			OS/VS VIRTUAL STORAGE ACCESS METHOD (VSAM) PROGRAMMER'S GUIDE
30	**GC26-3841-0			OS/VS2 ACCESS METHOD SERVICES (RELEASE 3)
30	**GC26-3842-0			PLANNING FOR ENHANCED VSAM UNDER OS/VS
22	**GC26-3847-0			APL LANGUAGE (PROGRAMMING RPOs WE1191 AND MF2608) REFERENCE PROG. NO. 5799-ALK, 5799-AJF
31	**GC27-0005-1#			IBM 3600 FINANCE COMMUNICATION SYSTEM HOST SERVICE PROGRAMS REFERENCE
	GC27-0005-0#			
30	**GC27-0017-0			IBM 3790 COMMUNICATION SYSTEM: HOST SERVICES GUIDE
35	GC27-6948-2	**GN27-1460		7074 OS EMULATOR ON SYSTEM/370 REFERENCE, PROG. NOS. 360C-EU-739, 741 (OS); 5744-AJ1, AK1 (VS1, VS2)
35	GC27-6952-2			7080 OS EMULATOR ON MODELS 165/168: REFERENCE, PROG. NOS. 360C-EU-737 (MFT/MVT), 5744-AL1 (VS1/VS2)
50	**SC27-6955-4			VIDEO/370 USERS GUIDE - PROGRAM PRODUCTS 5734-RC5, 5736-RC3
30	GC27-6957-1			DOS/VS VTAM SYSTEM PROGRAMMER'S GUIDE
50	**SC27-6960-5			VIDEO/370 SYSTEM INFORMATION MANUAL - PROG. NOS. 5736-RC3 AND 5734-RC5
50	**GC27-6967-2#			PROGRAM PRODUCT SPECIFICATIONS VIDEO/370 OS - PROGRAM NUMBER 5734-RC5
	GC27-6967-1#			
	GC27-6967-0#			
50	**GC27-6969-2#			PROGRAM PRODUCT SPECIFICATIONS VIDEO/370 DOS - PROGRAM NUMBER 5736-RC3
	GC27-6969-1#			
	GC27-6969-0#			
30	GC27-6971-0	**GN27-1391	**GN27-1437	OS/VS GRAPHIC PROGRAMMING SERVICES (GPS) FOR IBM 2250 DISPLAY UNIT - MANUAL
30	GC27-6972-0	**GN27-1392		OS/VS GRAPHIC PROGRAMMING SERVICES (GPS) FOR IBM 2260 DISPLAY STATION (LOCAL ATTACHMENT) - SYSTEM LIBRARY MANUAL
30	GC27-6973-0	**GN27-1393		OS/VS GRAPHIC SUBROUTINE PACKAGE (GSP) FOR FORTRAN IV, COBOL, AND PL/I - SYSTEM LIBRARY
30	GC27-6974-0	**GN27-1394 **GN27-1473	**GN27-1438	OS/VS PROBLEM DETERMINATION AIDS AND MESSAGES AND CODES FOR GPS AND GSP
30	**GC27-6978-2#			DOS VERSION 4 - BASIC TELECOMMUNICATIONS ACCESS METHOD MANUAL - PROGRAM NUMBER 370N-CQ-469
	GC27-6978-1#	GN27-1426		
30	**GC27-6980-3	**GN27-1477		OS/VS BTAM
35	GC27-6983-0			7094 OS EMULATOR ON MODELS 165/168 REFERENCE PROGRAM NUMBER FOR OS/MFT AND OS/MVT - 360C-EU-740 AND PROGRAM NUMBER FOR OS/VS1 AND OS/VS2 - 5744-AM1
30	GC27-6985-0			DOS/VS QTAM MPPS (MESSAGE PROCESSING PROGRAM SERVICES) COMPONENT NUMBER 5745-SC-QTM
30	GC27-6986-0			DOS/VS QTAM MCP (MESSAGE CONTROL PROGRAM) - COMPONENT NUMBER 5745-SC-QTM
30	GC27-6987-3			INTRODUCTION TO VTAM (VIRTUAL TELECOMMUNICATIONS ACCESS METHOD)
30	GC27-6989-2#			DOS/VS BTAM - COMPONENT NUMBER 5745-SC-BTM
	GC27-6989-1#			
36	GC27-6992-0			OS/VS2 HASP VERSION 4 SYSTEM PROGRAMMER'S GUIDE - PROGRAM NUMBER 370H-TX-001
36	GC27-6993-0			OS/VS HASP VERSION 4 OPERATOR'S GUIDE - PROGRAM NUMBER 370H-TX-001
30	GC27-6994-0	**GN27-1469	**GN27-1481	VTAM MACRO LANGUAGE GUIDE
30	GC27-6995-2			VTAM MACRO LANGUAGE REFERENCE: COMPONENT NOS. 5741-SC1-23 (VS1), 5752-SC1-23 (VS2), AND 5745-SC-VTM (DOS/VS)
30	GC27-6996-0	**GN27-1476		VTAM OS/VS1 SYSTEM PROGRAMMER'S GUIDE
30	**GC27-6997-2#	**GN27-1484		VTAM NETWORK OPERATING PROCEDURES
	GC27-6997-1#	GN27-1484		
30	GC27-6998-1			VTAM CONCEPTS & PLANNING
30	GC27-6999-0			AN INTRODUCTION TO PROGRAMMING THE IBM 3270
34	GC28-0600-2			OS/VS2 PLANNING AND USE GUIDE
34	GC28-0601-2			OS/VS2 RELEASE 1 GUIDE
20	GC28-0602-0			OS/VS MASTER INDEX
34	GC28-0604-3			OS/VS2 SYSTEM PROGRAMMING LIBRARY: STORAGE ESTIMATES
30	**GC28-0629-0			OS/VS2 SYSTEM PROGRAMMING LIBRARY: TSO
37	GC28-0632-2			OS/VS2 SYSTEM PROGRAMMING LIBRARY: DEBUGGING HANDBOOK
37	GC28-0636-1#			OS/VS OLTEP MANUAL
37	GC28-0640-1	**GN28-2573		OS/VS DYNAMIC SUPPORT SYSTEM - FEATURE NOS 5007, 5008 5413, AND 5414 - COMPONENT NOS 5741-SC1-10 AND 5742-SC1-10

39	GC28-0645-2			OS/VS2 TSO TERMINAL USER'S GUIDE
39	GC28-0646-2			OS/VS2 TSO COMMAND LANGUAGE REFERENCE
39	GC28-0648-1	**GN28-2578		OS/VS2 TSO GUIDE TO WRITING A TERMINAL MONITOR PROGRAM OR COMMAND PROCESSOR
34	GC28-0661-1			INTRODUCTION TO OS/VS2 RELEASE 2
37	GC28-0663-0	**GN28-2561	**GN28-2588	DOS/VS AND OS/VS TOLTEP FOR VTAM
37	GC28-0665-0	**GN25-0102	**GN25-0113	OS/VS1 SERVICE AIDS
37	GC28-0666-2			OS/VS OLTEP SYSTEMS PUBLICATION - COMPONENT NUMBERS 5741-SC1-06 AND 5742-SC1-06
34	GC28-0667-1			OS/VS2 PLANNING GUIDE FOR RELEASE 2
37	GC28-0668-1	**GN25-0111		OS/VS SYS1.LOGREC ERROR RECORDING
34	GC28-0671-0			OS/VS2 RELEASE 2 GUIDE
37	GC28-0673-1			OS/VS SYSTEM MODIFICATION PROGRAM (SMP)
37	GC28-0674-0	**GN25-0105		OS/VS2 SYSTEM PROGRAMMING LIBRARY SERVICE AIDS
37	GC28-0675-0	**GN25-0107		OS/VS2 SYSTEM PLANNING LIBRARY: OLTEP
37	GC28-0677-1			OS/VS2 SYSTEM PROGRAMMING LIBRARY: SYS1.LOGREC ERROR RECORDING, COMPONENT NO. 5742-SC1-CD
34	GC28-0681-1			OS/VS2 SYSTEM PROGRAMMING LIBRARY: INITIALIZATION AND TUNING GUIDE
36	GC28-0683-0	**GN28-2589		OS/VS2 SUPERVISOR SERVICES AND MACRO INSTRUCTIONS
36	GC28-0686-0			OS/VS POWER WARNING FEATURE (PWF) SUPPORT-ICR GUIDE
34	GC28-0689-0	**GN28-2581	**GN28-2592	OS/VS2 CONVERSION NOTEBOOK
36	GC28-0692-1			OS/VS2 JCL
39	GC28-0695-0			OS/VS2 TSO SUPPORT FOR VSBASIC-RELEASE 1.6
34	**GC28-0700-0	**GN28-2595		OS/VS2 RELEASE 3 GUIDE
24	**GC28-6394-4	**GN28-1047	**GN28-1062	DOS FULL ANS COBOL, PROG. NOS. 360N-CB-482 (V1 & V2), 5736-CB2, LM2 (V3), 5746-CB1, LM4 (DOS/VS)
24	**GC28-6396-4#	**GN28-1048		IBM OS FULL ANS COBOL, PROG. NOS. 360S-CB-545 (V2), 5734- CB1 (V3), 5734-CB2 (V4 COMP & LIB), 5734-LM2 (V4 LIB ONLY), 5740-CB1 (OS/VS COMP & LIB), 5740-LM1 (OS/VS LIB ONLY)
24	**GC28-6402-4			IBM SYSTEM/360 DISK OPERATING SYSTEM: AMERICAN NATIONAL STANDARD SUBSET COBOL COMPILER GENERAL INFORMATION MANUAL
24	**GC28-6403-1	**GN26-0789	**GN28-1050	IBM SYSTEM/360 DISK OPERATING SYSTEM: AMERICAN NATIONAL STANDARD SUBSET COBOL MANUAL, PROG. NO. 5736-CB1
24	**GC28-6407-2			IBM OS FULL AMERICAN NATIONAL STANDARD COBOL COMPILER AND LIBRARY, VERSION 3: GENERAL INFORMATION, PROG. NO. 5734-CB1
24	**GC28-6421-4			IBM DOS FULL AMERICAN NATIONAL STANDARD COBOL COMPILER AND LIBRARY, VERSION 3, RELEASE 2, GENERAL INFORMATION MANUAL PROG. NOS. 5736-CB2 (COMPILER), 5736-LM2 (LIBRARY)
24	**GC28-6431-1#			OS FULL AMERICAN NATIONAL STANDARD COBOL COMPILER AND LIBRARY, VERSION 4, PLANNING GUIDE - PROGRAM NOS. 5734-CB2, -LM2
24	**SC28-6432-1			IBM SYSTEM/360 OPERATING SYSTEM FULL AMERICAN NATIONAL STANDARD COBOL COMPILER AND LIBRARY, VERSION 3, INSTALLATION REFERENCE MANUAL, PROGRAM NUMBER 5734-CB1
24	**SC28-6433-2			IBM SYSTEM/360 OPERATING SYSTEM TIME SHARING OPTION COBOL PROMPTER TERMINAL USER'S GUIDE AND REFERENCE INFORMATION PROGRAM NUMBER 5734-CP1
24	**SC28-6434-1			IBM SYSTEM/360 OPERATING SYSTEM (TIME SHARING OPTION) COBOL PROMPTER INSTALLATION REFERENCE MATERIAL 5734-CP1
24	**GC28-6435-1			IBM SYSTEM/360 OPERATING SYSTEM (TIME SHARING OPTION) COBOL PROMPTER PROGRAM PRODUCT SPECIFICATIONS PROGRAM NUMBER 5734-CP1
24	**GC28-6436-2			IBM SYSTEM/360 OS FULL AMERICAN NATIONAL STANDARD COBOL COMPILER AND LIBRARY, VERSION 3, PROGRAM PRODUCT SPECIFICATIONS (PPS) - PROGRAM NUMBER 5734-CB1
24	**SC28-6437-2#			IBM SYSTEM/360 OPERATING SYSTEM FULL AMERICAN NATIONAL STANDARD COBOL COMPILER AND LIBRARY, VERSION 3, PROGRAMMER'S GUIDE - PROGRAM NUMBER 5734-CB1
24	**SC28-6437-1#			IBM SYSTEM/360 DISK OPERATING SYSTEM SUBSET AMERICAN NATIONAL STANDARD COBOL COMPILER AND LIBRARY INSTALLATION REFERENCE MATERIAL - PROGRAM NUMBER 5736-CB1
24	**SC28-6438-0	**SN28-0470	**SN28-1037	IBM SYSTEM/360 DISK OPERATING SYSTEM SUBSET AMERICAN NATIONAL STANDARD COBOL COMPILER AND LIBRARY PROGRAMMER'S GUIDE - PROGRAM NUMBER 5736-CB1
24	**SC28-6439-0	**SN28-0472	**SN28-0483	IBM SYSTEM/360 DISK OPERATING SYSTEM SUBSET AMERICAN NATIONAL STANDARD COBOL COMPILER AND LIBRARY PROGRAMMER'S GUIDE - PROGRAM NUMBER 5736-CB1
24	**SC28-6441-2	**SN28-1017	**SN28-1028	IBM SYSTEM/360 DISK OPERATING SYSTEM: FULL AMERICAN NATIONAL STANDARD COBOL COMPILER AND LIBRARY, VERSION 3 SYSTEM REFERENCE LIBRARY PROGRAMMER'S GUIDE PROGRAM NUMBERS 5736-CB2, 5736-LM2
24	**SC28-6441-2	**SN28-1049	**SN26-0790	IBM DOS FULL AMERICAN NATIONAL STANDARD COBOL COMPILER AND LIBRARY, VERSION 3 INSTALLATION REFERENCE MATERIAL PROG. NOS. 5736-CB2, 5736-LM2
24	**SC28-6442-1	**SN28-1068		IBM DOS FULL ANS COBOL COMPILER VERSION 3, PROG. PROD. 5736-CB2 SPECIFICATIONS
24	**GC28-6443-4			IBM SYSTEM/360 DISK OPERATING SYSTEM: FULL AMERICAN NATIONAL STANDARD COBOL OBJECT TIME SUBROUTINE LIBRARY
24	**GC28-6444-3			PROGRAM PRODUCT SPECIFICATIONS - PROGRAM NUMBER 5736-LM2
24	**GC28-6450-4			IBM SYSTEM/360 DISK OPERATING SYSTEM SUBSET AMERICAN NATIONAL STANDARD COBOL COMPILER AND LIBRARY (PROGRAM PRODUCT SPECIFICATIONS) PROGRAM NUMBER 5736-CB1
24	**GC28-6454-3			IBM OS COBOL INTERACTIVE DEBUG AND (TSO) COBOL PROMPTER GENERAL INFORMATION MANUAL - PROGRAM PRODUCTS 5734-CB4, 5734-CP1
24	**SC28-6456-2	**SN28-1061		IBM OS FULL AMERICAN NATIONAL STANDARD COBOL COMPILER AND LIBRARY VERSION 4, PROGRAMMERS GUIDE - PROGRAM PRODUCTS 5734-CB2 AND 5734-LM2

24	**SC28-6457-0		IBM OS FULL AMERICAN NATIONAL STANDARD COBOL COMPILER AND LIBRARY, VERSION 4, MESSAGES, PROG. NOS. 5734-CB2, LM2
24	**SC28-6458-1		IBM OS FULL AMERICAN NATIONAL STANDARD COBOL COMPILER AND LIBRARY, VERSION 4, INSTALLATION REFERENCE MATERIAL, PROG. NOS. 5734-CB2, LM2
24	**GC28-6464-2		IBM OS FULL AMERICAN NATIONAL STANDARD COBOL COMPILER AND LIBRARY, VERSION 4 - PROGRAM PRODUCT SPECIFICATIONS - PROGRAM NUMBERS 5734-CB2, 5734-LM2
24	**SC28-6465-1	**SN28-1066	IBM OS COBOL INTERACTIVE DEBUG TERMINAL USER'S GUIDE AND REFERENCE - PROGRAM NUMBER 5734-CB4
24	**SC28-6468-1	**SN28-1065	IBM OS COBOL INTERACTIVE DEBUG: INSTALLATION REFERENCE MATERIAL - PROGRAM NUMBER 5734-CB4
24	**SC28-6469-1		IBM VM/370 CMS USER'S GUIDE FOR COBOL, PROG. NOS. 5734-CB2, 5734-LM2
24	**GC28-6470-0		IBM OS/VS COBOL COMPILER AND LIBRARY GENERAL INFORMATION PROGRAM PRODUCTS 5740-CB1; 5740-LM1
24	**GC28-6472-0		OS/VS COBOL COMPILER AND LIBRARY, SPECIFICATIONS - PROG. NOS. 5740-CB1 (COMPILER & LIBRARY) 5740-LM1 (LIBRARY ONLY)
24	**GC28-6473-2		IBM DOS/VS COBOL COMPILER AND LIBRARY GENERAL INFORMATION PROGRAM NUMBERS 5746-CB1 AND 5746-LM4
24	**SC28-6478-0	**SN28-1063	IBM DOS/VS COBOL COMPILER AND LIBRARY PROGRAMMER'S GUIDE
24	**SC28-6479-1		IBM DOS/VS COBOL COMPILER AND LIBRARY INSTALLATION REFERENCE MATERIAL - PROGRAM NUMBERS 5746-CB1 AND 5746-LM4
24	**SC28-6481-0		IBM OS/VS COBOL COMPILER AND LIBRARY INSTALLATION REFERENCE MATERIAL PROG. NOS. 5740-CB1; 5740-LM1
24	**GC28-6485-1		IBM OS COBOL INTERACTIVE DEBUG, PROG. PROD. 5734-CB4 SPEC'S
28	**SC28-6486-0		IBM OS RPG II COMPILER & AUTO REPORT FEATURE INSTALLATION REFERENCE MATERIAL - PROGRAM NUMBER 5736-RG1
24	**GC28-6487-0		DOS/VS COBOL COMPILER AND LIBRARY PROG. NOS. 5746-CB1 (COMPILER AND LIBRARY) 5746-LM4 (LIBRARY ONLY)
25	**GC28-6515-10		IBM SYSTEM/360 AND SYSTEM/370 FORTRAN IV LANGUAGE
14	**GC28-6687-2		USER'S GUIDE FOR THE IBM 2947-4 CHECK COLLECTION CONTROLLER SEQUENTIAL ACCESS METHOD PROGRAM SUPPORTING RPQ 888264 PROGRAM NUMBERS 5799-WAF, 5799-WAG
30	**SC28-6689-1		USER'S GUIDE FOR THE IBM 2947 MODEL 4 CHECK COLLECTION CONTROLLER ASSEMBLY FACILITIES, PROGRAMMING - PRPQ P88003 PROGRAM NUMBER 5799-AAH
32	**GC28-6758-0		IBM SYSTEM/360 OPERATING SYSTEM DATA SET UTILITIES SUPPORT FOR ASC II (PPDO) PROG. NO. 5734-UT2 PROGRAM PRODUCT DESIGN OBJECTIVES
32	**GC28-6759-2		OS/MFT, OS/MVT, AND OS/VS DATA SET UTILITIES SUPPORT FOR ASCII - PPS - PROG. NO. 5734-UT2
32	**SC28-6760-1#		OS/MFT, OS/MVT, AND OS/VS DATA SET UTILITIES SUPPORT FOR ASCII: USER'S GUIDE, PROG. NO. 5734-UT2
39	SC28-6760-0#	SN33-8707	
39	GC28-6762-3#		
32	**SC28-6762-2#		
32	**SC28-6765-4		OS/MVT AND OS/VS2 TSO DATA UTILITIES: COPY, FORMAT, LIST & MERGE: USER'S GUIDE AND REFERENCE, PROG. NO. 5734-UT1
32	**SC28-6767-2		OS/MVT AND OS/VS2 TSO DATA UTILITIES: COPY, FORMAT, LIST, MERGE SYSTEM INFORMATION PROGRAM PRODUCT - PROGRAM NUMBER 5734-UT1
32	**GC28-6768-3		OS/MVT AND OS/VS2 TSO DATA UTILITIES: COPY, FORMAT, LIST, & MERGE - PPS - PROG. NO. 5734-UT1
85	**GC28-6794-0		GUIDE TO PL/S II
85	**SC28-6808-1#		A PL/I PRIMER: STUDENT TEXT
29	**GC28-6821-2		IBM SYSTEM/360 DISK OPERATING SYSTEM INTERACTIVE TERMINAL FACILITY PL/I AND BASIC (PROGRAM PRODUCT DESIGN OBJECTIVES) PROGRAM NUMBERS 5736-RC1, 5736-RC2
29	**GC28-6825-3		IBM SYSTEM/360 OS/DOS AND OS (TSO) ITF: PL/1 AND BASIC GENERAL INFORMATION, PROG. NOS. 5734-RC1/2/3/4, 5736-RC1/2
29	**GC28-6830-2		IBM SYSTEM/360 DISK OPERATING SYSTEM INTERACTIVE TERMINAL FACILITY: PL/I AND BASIC - PPS PROGRAM NUMBERS: 5736-RC1 5736-RC2
29	**SC28-6833-1		IBM SYSTEM/360 OS/DOS ITF: PL/I INTRODUCTION PROGRAM NUMBERS 5734-RC1, 5736-RC1
29	**SC28-6834-1	**SN28-1020	IBM SYSTEM/360 OS/DOS ITF: PL/I TERMINAL USER'S GUIDE PROGRAM NUMBERS 5734-RC1, 5736-RC1
23	**SC28-6835-1#	**SN28-1019	IBM SYSTEM/360 OS/DOS ITF: BASIC TERMINAL USER'S GUIDE PROGRAM NUMBERS 5736-RC2, 5734-RC3
34	**SC28-6836-2		IBM SYSTEM/360 OS/DOS ITF INSTALLATION REFERENCE MATERIAL PROGRAM NUMBERS 5734-RC1, 3; 5736-RC1, 2
39	**SC28-6838-0		IBM SYSTEM/360 OPERATING SYSTEM (TIME SHARING OPTION) INTERACTIVE TERMINAL FACILITY: PL/1 INTRODUCTION PROGRAM NUMBER 5734-RC2
39	**SC28-6839-0	**SN28-1034	IBM SYSTEM/360 OPERATING SYSTEM (TIME SHARING OPTION) INTERACTIVE TERMINAL FACILITY: PL/1 TERMINAL USER'S GUIDE PROGRAM NUMBER 5734-RC2
39	**SC28-6840-0	**SN28-1035	IBM SYSTEM/360 OPERATING SYSTEM (TIME SHARING OPTION) INTERACTIVE TERMINAL FACILITY: BASIC TERMINAL USER'S GUIDE PROGRAM NUMBER 5734-RC4
39	**SC28-6841-1		IBM SYSTEM/360 OPERATING SYSTEM (TIME SHARING OPTION) INTERACTIVE TERMINAL FACILITY INSTALLATION REFERENCE MANUAL PROGRAM NUMBERS 5734-RC2, 5734-RC4
25	**SC28-6842-1	**SN28-0622	IBM SYSTEM/360 OPERATING SYSTEM (TIME SHARING OPTION) CODE AND GO FORTRAN PROCESSOR-TERMINAL USER'S GUIDE PROGRAM NUMBERS 5734-FO1, 5734-LM1
25	**GC28-6844-1#		IBM SYSTEM/360 OPERATING SYSTEM FORTRAN IV LIBRARY MOD 1 DESIGN OBJECTIVES - PROGRAM NUMBER 5734-LM1
25	**GC28-6847-0		IBM SYSTEM/360 OPERATING SYSTEM FORTRAN IV LIBRARY (MOD II) PROGRAM NUMBER 5734-LM3
25	**SC28-6852-2		IBM SYSTEM/360 OPERATING SYSTEM: FORTRAN IV (H EXTENDED) COMPILER, PROGRAMMER'S GUIDE - PROGRAM NUMBER 5734-PO3 5734-LM3



25	**SC28-6853-1			IBM OS CODE AND GO FORTRAN AND FORTRAN IV (G1) PROGRAMMER'S GUIDE, PROG. NOS. 5734-FO1, 2, -LM1
25	**GC28-6854-2			FORTRAN IV (G1) PROCESSOR FOR OS & VM/370 (CMS): PROG. PROD. 5734-FO2 SPECIFICATIONS
25	**SC28-6855-1	**SN28-0600	**SN28-0623	OS (TSO) TERMINAL USER'S SUPPLEMENT FOR FORTRAN IV (G1) PROCESSOR AND TSO FORTRAN PROMPTER, 5734-FO2,- CP3, -LM1
25	**SC28-6856-1			FORTRAN IV (G1) PROCESSOR AND TSO FORTRAN PROMPTER FOR OS AND VM/370 (CMS): INSTALLATION REFERENCE MATERIAL, PROG. NOS. 5734-FO2, 5734-CP3
25	**SC28-6858-1#			FORTRAN IV LIBRARY (MOD I) FOR OS & VM/370 (CMS): INSTALLATION REFERENCE MATERIAL, PROGRAM NUMBER 5734-LM1
25	**SC28-6859-1			CODE AND GO FORTRAN PROCESSOR FOR OS & VM/370 (CMS): INSTALLATION REFERENCE MATERIAL, PROG. NO. 5734-FO1
25	**SC28-6861-2			FORTRAN IV (H EXTENDED) COMPILER AND FORTRAN LIBRARY (MOD II) FOR OS & VM/370 (CMS): INSTALLATION REFERENCE MATERIAL, PROG. NOS. 5734-FO3, 5734-LM3
25	**GC28-6862-2			IBM SYSTEM/360 OPERATING SYSTEM: FORTRAN IV (H EXTENDED) COMPILER PROGRAM PRODUCT SPECIFICATIONS PROGRAM NUMBER 5734-FO3
25	**GC28-6863-2			OS FORTRAN IV LIBRARY (MOD II) - PPS - PROG. NO. 5734-LM3
25	**SC28-6864-0			FORTRAN IV MATHEMATICAL AND SERVICE SUBPROGRAMS: SUPPLEMENT FOR MOD I & MOD II LIBRARIES, PROG. NOS. 5734-LM1, 5734-LM3
25	**SC28-6865-1			IBM OS FORTRAN IV (H EXTENDED) COMPILER AND LIBRARY (MOD II) MESSAGES, PROG. NOS. 5734-FO3, 5734-LM3
25	**SC28-6868-0			IBM SYSTEM/360 OPERATING SYSTEM FORTRAN IV (H EXTENDED) PLUS COMPILER & LIBRARY USER SUPPLEMENT - PROGRAM NUMBER 5799-AAW
25	**GC28-6872-0			SYSTEM/360 DISK OPERATING SYSTEM FORTRAN IV LIBRARY, OPTION 1 - PROGRAM PRODUCT DESIGN OBJECTIVE PROGRAM NUMBER 5746-LM3
38	GC28-6878-2	**GN24-5496		OS/VS1 RES SYSTEM PROGRAMMER'S GUIDE
38	GC28-6879-1	**GN24-5484	**GN24-5497	OS/VS1 RES WORKSTATION USER'S GUIDE
25	**GC28-6881-1			FORTRAN INTERACTIVE DEBUG FOR OS(TSO) AND VM/370(CMS) PROGRAM PRODUCT DESIGN OBJECTIVES, PROG. NO. 5734-FO5
25	**GC28-6882-1			DISK OPERATING SYSTEM FORTRAN IV LIBRARY OPTION 1 - PROGRAM PRODUCT SPECIFICATIONS - PROGRAM NUMBER 5746-LM3
25	**SC28-6883-1			DOS FORTRAN IV LIBRARY OPTION/PROGRAMMERS'S GUIDE SUPPLEMENT - PROGRAM PRODUCT 5746-LM3
25	**GC28-6884-1			IBM FORTRAN PROGRAM PRODUCTS FOR OS AND THE CMS COMPONENT OF VM/370: GENERAL INFORMATION, PROG. NOS. 5734-FO1,2,3,5 -LM1,3,-CP3
25	**SC28-6885-1	**SN28-0621		FORTRAN INTERACTIVE DEBUG FOR OS (TSO) & VM/370 (CMS): TERMINAL USER'S GUIDE, PROG. NO. 5734-FO5
25	**SC28-6886-1			FORTRAN INTERACTIVE DEBUG FOR OS (TSO) & VM/370 (CMS): INSTALLATION REFERENCE MATERIAL, PROG. NO. 5734-FO5
25	**GC28-6888-1			FORTRAN INTERACTIVE DEBUG FOR OS (TSO) & VM/370 (CMS): PROG. PROD. 5734-FO5 SPECIFICATIONS
25	**SC28-6891-0	**SN28-0609	**SN28-0620	IBM VM/370 (CMS) TERMINAL USER'S GUIDE FOR FORTRAN IV PROGRAM PRODUCTS 5734-FO1, -FO2, -FO3, -LM1, & -LM3
25	**GC28-6893-0			CODE AND GO FORTRAN FOR OS AND VM/370 (CMS) PROGRAM NUMBER 5734-FO1 - FUNCTIONAL DESCRIPTION
25	**GC28-6894-0			FORTRAN IV LIBRARY (MOD I) FOR OS & VM/370 (CMS), PROG. PROD. 5734-LM1 FUNCTIONAL DESCRIPTION
39	**GC28-6895-0			OS (TSO) INTERACTIVE TERMINAL FACILITY: PL/I AND BASIC, FUNCTIONAL DESCRIPTION - PROG NOS. 5734-RC2; 5734-RC4
29	**GC28-6897-0			OS INTERACTIVE TERMINAL FACILITY: PL/I AND BASIC - PROG. NOS. 5734-RC1, 5734-RC3, - FUNCTIONAL DESCRIPTION
20	**GC28-8200-1			SYSTEM/370 PROGRAM PRODUCTS: LANGUAGE AND SORT PROCESSORS -OS, DOS, VM/370-CMS (CATALOG)
23	**SC28-8300-0			B IS FOR BASIC: AN INTRODUCTION TO VS BASIC UNDER CMS PROG. NO. 5748-XX1
23	**GC28-8302-1			IBM SYSTEM/370 VS BASIC GENERAL INFORMATION - PROGRAM NUMBER 5748-XX1
23	**GC28-8303-1			SYSTEM/370 VS BASIC LANGUAGE
23	**SC28-8304-0	**SN28-1072		SYSTEM/370 VS BASIC TSO TERMINAL USER'S GUIDE PROGRAM NUMBER 5748-XX1
23	**SC28-8306-0	**SN28-1073		SYSTEM/370 VS BASIC CMS TERMINAL USER'S GUIDE PROG. NO. 5748-XX1
23	**SC28-8308-0	**SN28-1074		SYSTEM/370 VS BASIC DOS/VS AND OS/VS PROGRAMMER'S GUIDE PROG. NO. 5748-XX1
23	**SC28-8309-0			SYSTEM/370 VS BASIC INSTALLATION REFERENCE MATERIAL PROGRAM NUMBER 5748-XX1
23	**SC28-8310-0			B IS FOR BASIC AN INTRODUCTION TO VS BASIC UNDER CMS PROG. NO. 5748-XX1
23	**GC28-8311-0			SYSTEM/370 VS BASIC, PROG. PROD. 5748-XX1 SPECIFICATIONS
50	**GC28-8313-0			VIDEO/370 INCLUDING THE CICS FEATURE GENERAL INFORMATION PROGRAM NUMBERS 5734-RC5 AND 5736-RC3
38	**GC30-2012-2#			OS/MFT, OS/MVT AND OS/VS1: CRJE CONCEPTS AND FACILITIES
38	GC30-2012-1#	**GN28-0597	**GN28-0612	PROG. NO. 360S-RC-551 (MFT/MVT), 5741-SC1-0A (VS1)
38	GC30-2014-1			OS/MFT, OS/MVT AND OS/VS1: CRJE TERMINAL USER'S GUIDE
38	GC30-2016-1	**GN28-0598	**GN28-0613	PROG. NO. 360S-RC-551 (MFT/MVT), 5741-SC1-0A (VS1)
30	GC30-2022-2	**GN28-0618		OS/MFT, OS/MVT AND OS/VS1: CRJE SYSTEM PROGRAMMER'S GUIDE
30	GC30-2025-2	**GN30-2581		PROG. NO. 360S-RC-551 (MFT/MVT), 5741-SC1-0A (VS1)
30	GC30-2034-3#			OS TCAM CONCEPTS AND FACILITIES, PROG. NO. 360S-CQ-548
30	GC30-2034-2#			OS TCAM USER'S GUIDE (OS/MFT, /MVT: OS/VS1, /VS2)
30	GC30-2035-0	GN30-5554		PROG. NO. 360S-CQ-548; VS COMPONENTS 5741(62)-SC1-21
30	GC30-2036-1#			OS/VS TCAM PROGRAMMER'S GUIDE, PROG. NO. 5744-AW1
30	GC30-2036-0#			OS/VS1 TCAM LEVEL 2 COMPONENT RELEASE GUIDE
30	GC30-2036-0#			OS/VS TCAM LEVEL 4 COMPONENT RELEASE GUIDE
30	GC30-2037-0	**GN30-3017	**GN30-3019	OPERATOR'S LIBRARY: OS/VS TCAM - PROGRAM NUMBER 5744-AW2 COMPONENT NUMBERS 5741-SC1-21 AND 5742-SC1-21

30	GC30-2038-0	**GN30-3020		OS/VS TCAM LEVEL 5 COMPONENT RELEASE GUIDE
30	**GC30-2041-0			OS/VS2 TCAM PROGRAMMER'S GUIDE
30	**GC30-2042-0			OS/VS TCAM CONCEPTS AND FACILITIES
30	GC30-2044-0	**GN30-5558		OS/VS TCAM PROGRAMMER'S GUIDE - PROGRAM NOS. 5744-AWZ, 5741-SC1-21, AND 5742-SC1-21
30	**GC30-2045-0			OS/VS TCAM USER'S GUIDE
30	GC30-2047-0			OPERATORS LIBRARY: OS/VS1 TCAM
30	GC30-2054-0			OS/VS1 TCAM PROGRAMMER'S GUIDE
30	GC30-3001-4			IBM 3735 PROGRAMMER'S GUIDE (OS, DOS, AND VS SYSTEMS)
30	**GC30-3002-5#			3704 & 3705 COMMUNICATIONS CONTROLLERS, EMULATION PROGRAM GENERATION AND UTILITIES, GUIDE AND REFERENCE MANUAL PROG. NOS. 360H-TX-033,35,36; 5735-SC1; 5744-AN1, 5747-AG1
30	GC30-3003-1			3704 AND 3705 COMMUNICATIONS CONTROLLERS ASSEMBLER LANGUAGE
09	**GC30-3004-3			IBM 3704 AND 3705 COMMUNICATIONS CONTROLLERS PRINCIPLES OF OPERATION
30	GC30-3005-4#			3704 & 3705 COMMUNICATIONS CONTROLLERS, EMULATION PROGRAM STORAGE & PERFORMANCE REFERENCE MANUAL
30	**GC30-3006-2			3704 & 3705 NCP STORAGE & PERFORMANCE ESTIMATES (FOR OS/VS, OS/VS TCAM, & OS/VS & DOS/VS VTAM USERS), PROG. NOS. 360H-TX-034 (OS), 5744-BA1 (OS/VS)
30	GC30-3008-1			IBM 3704 AND 3705 COMMUNICATIONS CONTROLLER NETWORK CONTROL PROGRAM/VS GENERATION AND UTILITIES GUIDE AND REFERENCE MANUAL (FOR OS/VS AND DOS/VS VTAM USER'S) - PROG. NOS. 5744-BA2, 5747-AJ2
30	**GC30-3009-1#			NCP/TCAM NETWORK USER'S GUIDE - PROG. NO. 5735-SC2
	GC30-3009-0#			
09	**GC30-3020-1			TELEPROCESSING PREINSTALLATION GUIDE FOR IBM 3704 AND 3705 COMMUNICATIONS CONTROLLERS
09	**GC30-3021-1			TELEPROCESSING INSTALLATION RECORD FOR IBM 3704 AND 3705 COMMUNICATIONS CONTROLLERS
09	**GC30-3026-1			IBM 3767 COMMUNICATION TERMINAL SETUP INSTRUCTIONS
29	**GC33-0001-2	**GN33-6085	**GN33-6095	OS PL/I OPTIMIZING COMPILER: GENERAL INFORMATION MANUAL PROGRAM NUMBER 5734-PL1
29	**GC33-0003-3			OS PL/I CHECKOUT COMPILER: GENERAL INFORMATION PROG. NOS. 5734-PL2, 5734-LM5
29	**GC33-0004-5			DOS PL/I OPTIMIZING COMPILER: GENERAL INFORMATION MANUAL - PROG. PROD. 5736-PL1
29	**GC33-0005-4			DOS PL/I OPTIMIZING COMPILER: LANGUAGE REFERENCE MANUAL PROGRAM NOS. 5736-PL1, AND 5736-PL3
29	**SC33-0006-3			OS PL/I OPTIMIZING COMPILER - PROGRAMMER'S GUIDE PROGRAM NUMBERS 5734-PL1, 5734-LM4, 5734-LM5
29	**SC33-0007-2#			SYSTEM/360 OPERATING SYSTEM PL/I CHECKOUT COMPILER PROGRAMMER'S GUIDE - PROGRAM NUMBERS 5734-PL2, 5734-LM5
29	**SC33-0008-3#			DOS PL/I OPTIMIZING COMPILER: PROGRAMMER'S GUIDE - PROGRAM PRODUCTS 5736-PL1, 5736-LM4 AND 5736-LM5
	SC33-0008-2#			
	SC33-0008-1#			
29	**GC33-0009-3			OS PL/I CHECKOUT AND OPTIMIZING COMPILERS: LANGUAGE REFER- ENCE MANUAL, PROG. NOS. 5734-PL1-2, LM4-5 (ALL - 5734-PL3)
29	**GC33-0010-1			DOS PL/I OPTIMIZING COMPILER PROGRAM PRODUCT DESIGN OBJECTIVES - PROGRAM NUMBER 5736-PL1
29	**GC33-0016-6			DOS PL/I OPTIMIZING COMPILER PROGRAM PRODUCT SPECIFICATIONS PROGRAM NUMBER 5736-PL1
29	**GC33-0017-6			DOS PL/I RESIDENT LIBRARY PROGRAM PRODUCT SPECIFICATIONS PROGRAM PRODUCT 5736-LM4 (5736-PL3)
29	**GC33-0018-6			DOS PL/I TRANSIENT LIBRARY: PROG. PROD. 5736-LM5 (5736-PL3) SPECIFICATIONS
29	**SC33-0019-1			DISK OPERATING SYSTEM/360 PL/I OPTIMIZING COMPILER: EXECUTION LOGIC PROGRAM NUMBERS 5736-PL1, 5736-LM4, 5736-LM5
29	**SC33-0020-3	**SN33-6114	**SN33-6124	DOS PL/I OPTIMIZING COMPILER: INSTALLATION PROGRAM NOS. 5736-PL1, LM4, LM5
29	**SC33-0021-2	**SN33-6116	**SN33-6125	DOS PL/I OPTIMIZING COMPILER: MESSAGES MANUAL, PROG. PROD. 5736-PL1, 5736-LM5
29	**GC33-0022-5			SYSTEM/360 OS PL/I OPTIMIZING COMPILER PROGRAM PRODUCT SPECIFICATIONS - PROGRAM NUMBER 5734-PL1
29	**GC33-0023-5			OS PL/I RESIDENT LIBRARY - PROGRAM PRODUCT SPECIFICATIONS PROGRAM NUMBER 5734-LM4
25	**GC33-0024-5			OS PL/I TRANSIENT LIBRARY - PROGRAM PRODUCT SPECIFICATIONS PROGRAM NUMBER 5734-LM5
29	**SC33-0025-2			OS PL/I OPTIMIZING COMPILER: EXECUTION LOGIC PROGRAM NOS. 5734-PL1, 5734-LM4 AND 5734-LM5
29	**SC33-0026-4			OS PL/I OPTIMIZING COMPILER: INSTALLATION - PROGRAM NUMBERS 5734-PL1, 5734-LM4, AND 5734-LM5 NOTE: THESE PRODUCTS ARE ALSO DISTRIBUTED AS COMPLETE PACKAGE 5734-PL3
29	**SC33-0027-3#			OPERATING SYSTEM PL/I OPTIMIZING COMPILER: MESSAGES PROG. NOS. 5734-PL1, 5734-LM5
29	**SC33-0029-2			OS PL/I OPTIMIZING COMPILER: TSO USER'S GUIDE PROG. NOS. 5734-PL1, -LM4, -LM5 (ALL = 5734-PL3)
29	**GC33-0030-3			OS PL/I CHECKOUT COMPILER - PROGRAM PRODUCT SPECIFICATIONS PROGRAM NUMBER 5734-PL2
29	**SC33-0031-3	**SN33-6127		OS PL/I CHECKOUT COMPILER: INSTALLATION - PROGRAM PRODUCTS 5734-PL2 AND 5734-LM5
29	**SC33-0032-1			SYSTEM/360 OPERATING SYSTEM PL/I CHECKOUT COMPILER EXECUTION LOGIC MANUAL - PROGRAM NUMBERS 5734-PL2 5734-LM5
29	**SC33-0033-2			OS PL/I CHECKOUT COMPILER: TSO USER'S GUIDE - PROGRAM NUMBER 5734-PL2, 5734-LM5
29	**SC33-0034-1	**SN33-6106	**SN33-6128	SYSTEM/360 OPERATING SYSTEM PL/I CHECKOUT COMPILER: MESSAGES MANUAL - PROGRAM NUMBERS 5734-PL2, 5734-LM5
29	**SC33-0035-1	**SN33-6120	**SN33-6126	DOS PL/I TRANSIENT LIBRARY MESSAGES, PROG. PROD. 5736-LM5
29	**GC33-0036-0			PL/I UNDER CMS - PROGRAM PRODUCT DESIGN OBJECTIVES: PL/I OPTIMIZING COMPILER, PROG. NO. 5734-PL1 PL/I RESIDENT LIBRARY, PROG. NO. 5734-LM4 PL/I TRANSIENT LIBRARY, PROG. NO. 5734-LM5

29	**SC33-0037-1	**SN33-6100		OS PL/I OPTIMIZING COMPILER: CMS USERS GUIDE - PROGRAM NUMBER 5734-PL1
29	**GC33-0041-0			OS/ PL/I CHECKOUT COMPILER, VERSION 1 RELEASE 2: PROGRAM PRODUCT 5734-PL2 DESIGN OBJECTIVES
29	**GC33-0046-0			DOS PL/I OPTIMIZING COMPILER, RESIDENT LIBRARY & TRANSIENT LIBRARY: PROG. PRODS. 5736-PL1, LM4, LM5, DESIGN OBJECTIVES
29	**SC33-0047-0	**SN33-6131		OS PL/I CHECKOUT COMPILER: CMS USER'S GUIDE - PROGRAM NUMBERS: 5734-PL2, 5734-LM5
29	**GC33-0048-0			OS PL/I CHECKOUT COMPILER, VERSION 1 RELEASE 2 MODIFICATION 1: PROGRAM PRODUCT 5734-PL2 DESIGN OBJECTIVES
35	**GC33-2004-3	**GN33-7058	**GN33-7045	1401/1440/1460/DOS EMULATOR ON MODELS 135/145/155 REFERENCE MANUAL - PROGRAM NUMBER 370N-EU-490
35	**GC33-2005-2#	**GN33-7032	**GN33-7059	1410/7010 DOS EMULATOR ON MODELS 145/155 REFERENCE MANUAL PROGRAM NUMBER 370N-EU-490
35	**GC33-2006-3			MODEL 20 DOS EMULATOR ON SYSTEM/370 REFERENCE (370N-IC-002)
35	GC33-2010-0			MODEL 20 EMULATOR ON SYSTEM/370 USING DOS AND DOS/V5 PLANNING - PROG. NO. 360N-IC-002; COMPONENT NO. 5745-SC-E20
35	**GC33-2017-0	**GN33-7072		DOS TO OS/V5 EMULATOR - REFERENCE, PROG. NO. 5744-AS1
35	GC33-2018-0			1401/1440/1460 OS/V5 EMULATOR ON SYSTEM/370 - REFERENCE (5744-AH1)
35	**GC33-2019-0			1410/7010 OS/V5 EMULATOR ON SYSTEM/370, REFERENCE - PROG. NO. 5744-AG1
35	**GC33-2020-0			DOS TO OS EMULATOR - REFERENCE PROGRAM NUMBER 360C-EU-738
35	**GC33-2021-0			1401/1440/1460 OS/MFT AND OS/MVT EMULATOR ON SYSTEM/370 (360S-EU-735) REFERENCE
35	**GC33-2022-0			1410/7010 OS/MFT AND OS/MVT EMULATOR ON SYSTEM/370 - REFERENCE, PROG. NO. 360C-EU-736
21	**GC33-4010-4#			OS/V5 - DOS/V5 - VM/370 ASSEMBLER LANGUAGE
	GC33-4010-3#	GN33-8185		COMPONENT NOS. 5749-SC1-03, 5752-SC1-03, 5741-SC1-03, AND
	GC33-4010-2#	GN33-8179	GN33-8181	5745-SC-ASM
33	**GC33-4015-0			IBM SYSTEM/370 MODEL 155 SORT/MERGE TIMING ESTIMATES PLANNING GUIDE
33	**GC33-4017-1			PROGRAM NUMBER 360S-SM-023
33	**SC33-4018-2			IBM SYSTEM/360 DOS SORT MERGE DESIGN OBJECTIVES
33	**GC33-4019-2			PROG. NO. 5743-SM1
33	**GC33-4020-4			DOS SORT/MERGE PROGRAMMER'S GUIDE - PROGRAM NUMBER 5743-SM1
21	GC33-4021-2	**GN33-8186		DOS SORT/MERGE SPECIFICATIONS - PROGRAM NUMBER 5743-SM1
33	**SC33-4023-1	**SN33-8196		IBM SYSTEM/360 DISK OPERATING SYSTEM SORT/MERGE GENERAL INFORMATION, PROGRAM NUMBER 5743-SM1
21	GC33-4024-2#			OS/V5 - VM/370 ASSEMBLER PROGRAMMER'S GUIDE
	GC33-4024-1#	GN33-8177		COMPONENT NO. 5749-SC1-03
33	**GC33-4025-1#			DOS SORT/MERGE INSTALLATION REFERENCE MANUAL
33	GC33-4025-0#			PROGRAM NUMBER 5743-SM1
33	**SC33-4026-0			GUIDE TO THE DOS/V5 ASSEMBLER - COMPONENT NUMBER 5745-SC-ASM
33	**GC33-4027-1			DOS/V5 SORT/MERGE SPECIFICATIONS - PROGRAM NUMBER 5746-SM1
33	**SC33-4028-1			DOS/V5 SORT/MERGE INSTALLATION REFERENCE MANUAL
21	**SC33-4029-0	**SN33-8163		PROG. PROD. 5746-SM1
33	**GC33-4030-2#			DOS/V5 SORT/MERGE DESIGN OBJECTIVES - PROGRAM PRODUCT
	GC33-4030-1#			5746-SM1
	GC33-4030-0#			DOS/V5 SORT/MERGE PROGRAMMER'S GUIDE - PROGRAM PRODUCT
33	**GC33-4031-1			5746-SM1
33	**GC33-4032-3	**GN33-8184	**GN33-8191	OS TSO ASSEMBLER PROMPTER INSTALLATION REFERENCE MANUAL
33	**GC33-4033-1			PROGRAM NUMBER 5734-CP2
33	**SC33-4034-1	**SN33-8190		DOS/V5 SORT/MERGE GENERAL INFORMATION - PROGRAM NUMBER
33	**SC33-4035-2			5746-SM1
30	**GC33-5004-0			OS/V5 SORT/MERGE PROGRAM PRODUCT 5740-SM1 DESIGN OBJECTIVES
20	**GC33-5007-1#			OS/V5 SORT/MERGE: PROG. PROD. 5740-SM1 SPECIFICATIONS
	GC33-5007-0#			OS/V5 SORT/MERGE GENERAL INFORMATION - PROGRAM PRODUCT
34	**GC33-5008-1#			5740-SM1
	GC33-5008-0#			OS/V5 SORT/MERGE INSTALLATION REFERENCE MANUAL - PROG. PROD.
40	**GC33-5009-1			5740-SM1
20	GC33-5370-3			OS/V5 SORT/MERGE PROGRAMMER'S GUIDE
34	GC33-5371-4			PROGRAM PRODUCT 5740-SM1
30	GC33-5372-3			SYSTEM/360 DOS PLANNING GUIDE FOR PROGRAMMING THE 3330
30	GC33-5373-3	**GN33-9178		DIRECT ACCESS STORAGE FACILITY
30	GC33-5374-0	**GN33-8778		SYSTEM/370 DISK OPERATING SYSTEM VERSION 4 - MANUAL
30	GC33-5375-1	**GN33-8781		DOS VERSION 4 SYSTEM GENERATION
36	GC33-5376-2			DOS VERSION 4 MESSAGES, PROG. NO. 370N-CL-453
34	GC33-5377-3			INTRODUCTION TO DOS/V5 - MANUAL
40	GC33-5378-2			DOS/V5 SYSTEM MANAGEMENT GUIDE
40	GC33-5379-3	**GN33-9176		DOS/V5 DATA MANAGEMENT GUIDE
37	GC33-5380-2	GN33-9176		DOS/V5 SUPERVISOR AND I/O MACROS SRL MANUAL
32	GC33-5381-1	**GN33-8763		DOS/V5 TAPE LABELS MANUAL
				DOS/V5 DASD LABELS RELEASE 29
				DOS/V5 SYSTEM CONTROL STATEMENTS
				DOS/V5 SYSTEM GENERATION REFERENCE MANUAL
				OPERATOR'S LIBRARY DOS/V5 OPERATING PROCEDURES
				SYSTEMS DOS/V5 MESSAGES
				DOS/V5 SERVICEABILITY AIDS AND DEBUGGING PROCEDURES
				DOS/V5 SYSTEM UTILITIES - COMPONENT NUMBER 5745-SC-UTL

30	GC33-5382-3			DOS/VS ACCESS METHOD SERVICES USER'S GUIDE
37	GC33-5383-0	**GN28-2566 **GN25-0117	**GN25-0115	DOS/VS OLTEP - COMPONENT NUMBER 5745-SC-OLT
35	GC33-5384-0	**GN33-7049 **GN33-7066	**GN33-7065 **GN33-7062	1401/1440/1460 DOS/VS EMULATOR ON SYSTEM/370 REFERENCE MANUAL - COMPONENT NUMBER 5745-SC-EML
35	GC33-5385-0	**GN33-7050	**GN33-7067	1410/7010 DOS/VS EMULATOR ON SYSTEM/370 REFERENCE MANUAL PROGRAM NUMBER 5745-SC-EML
35	GC33-5388-2	**GN33-7068 **GN33-7063	**GN33-7071	MODEL 20 DOS/VS EMULATOR ON SYSTEM/370, REFERENCE-COMPONENT NO. 5745-E20
30	GC33-5400-0			DOS/VS PROGRAMMING GUIDE FOR IBM 3340 DASD, ROTATIONAL POSITION SENSING (RPS) AND BLOCK MULTIPLEX CHANNEL SUPPORT SYSTEM/7 LINKAGE EDITORS PROG. NOS. 360A-TX-015,025, 5744-AC1, 5747-AC1, AND 5707-AF1
20	**GC34-0006-3	**GN34-0220		DISTRIBUTED INTELLIGENCE SYSTEM: GENERAL INFORMATION MANUAL 5744-BK1
20	**GC34-0056-0			DISTRIBUTED INTELLIGENCE SYSTEM PROGRAM REFERENCE GUIDE - PROG. PROD. 5744-BK1
36	**GC34-0057-0			DISTRIBUTED INTELLIGENCE SYSTEM OPERATIONS MANUAL PROG. NO.5744-BK1
36	**GC34-0058-0			OS/VS SYSTEM MANAGEMENT FACILITIES (SMF)
34	GC35-0004-6			OS/VS UTILITIES
32	GC35-0005-4			OS/VS2 USING OS CATALOG MANAGEMENT WITH THE MASTER CATALOG: CVOL PROCESSOR
30	GC35-0010-0			OS/VS MASS STORAGE SYSTEM (MSS) PLANNING GUIDE
30	**GC35-0011-0	**GN35-0017		OS/VS MASS STORAGE SYSTEM (MSS) SERVICES FOR SPACE MANAGEMENT
30	**GC35-0012-0			OS/VS MASS STORAGE CONTROL TABLE CREATE
30	**GC35-0013-0			OPERATOR'S LIBRARY: SYSTEM/370 MODEL 135 PROCEDURES
01	**GC38-0005-5	**GN24-0711		IBM SYSTEM/370 MODEL 145 OPERATING PROCEDURES
01	**GC38-0015-4#	**GN24-0692		
	GC38-0015-3#	GN24-0633	GN24-0645	
01	**GC38-0025-2			IBM SYSTEM/370 MODEL 158 OPERATING PROCEDURES
01	**GC38-0030-0			SYSTEM/370 MODEL 168 OPERATING PROCEDURES
40	GC38-0110-5			OPERATOR'S LIBRARY: OS/VS1 REFERENCE
40	GC38-0120-3			OPERATOR'S LIBRARY: OS/VS CONSOLE CONFIGURATIONS
40	GC38-0210-2			OPERATOR'S LIBRARY: OS/VS2 REFERENCE
39	GC38-0220-0			OPERATOR'S LIBRARY: OS/VS2 TSO
38	GC38-0225-0			OPERATORS LIBRARY: OS/VS2 REMOTE TERMINALS
30	**GC38-0255-2#	**GN27-1480		OPERATOR'S LIBRARY: OS/VS1 DISPLAY CONSOLES
30	GC38-0260-1	**GN27-1446		OPERATOR'S LIBRARY: OS/VS2 DISPLAY CONSOLES
30	GC38-0305-0			OPERATOR'S LIBRARY: OS/VS TCAM - PROGRAM NUMBER 5741-SC1-21
38	GC38-0330-0	**GN24-5465		OPERATOR'S LIBRARY OS/VS1 RES - PROGRAM NUMBER 5741-SC1-BB
38	GC38-0335-0			OPERATOR'S LIBRARY: OS/VS1 CRJE
40	GC38-1001-4			OS/VS MESSAGE LIBRARY: VS1 SYSTEM MESSAGES
40	GC38-1002-3			OS/VS MESSAGE LIBRARY: VS2 SYSTEM MESSAGES
40	GC38-1003-5			OS/VS MESSAGE LIBRARY: VS1 SYSTEM CODES
40	GC38-1004-5			OS/VS MESSAGE LIBRARY: ROUTING AND DESCRIPTOR CODES
32	GC38-1005-4			OS/VS MESSAGE LIBRARY: UTILITIES MESSAGES
37	GC38-1006-3	**GN25-0104	**GN25-0106	OS/VS MESSAGE LIBRARY: SERVICE AIDS AND OLTEP MESSAGES
31	GC38-1007-4			OS/VS MESSAGE LIBRARY: LINKAGE EDITOR AND LOADER MESSAGES
40	GC38-1008-2			OS/VS MESSAGE LIBRARY: VS2 SYSTEM CODES
39	GC38-1009-1#			OS/VS MESSAGE LIBRARY: VS2 TSO MESSAGES
	GC38-1009-0#	GN28-2559		
30	GC38-1010-2	**GN24-5498		OS/VS MESSAGE LIBRARY: VS1 RES RTAM AND ACCOUNT MESSAGES
40	**GC38-1011-0			OS/VS MESSAGE LIBRARY: VS2 SYSTEM SUPPORT SERVICES MESSAGES VS/1 RELEASE 4; VS/2 RELEASE 3
85	**GE20-0312-2#			PREFACE TO PL/I PROGRAMMING IN SCIENTIFIC COMPUTING
00	**GF20-8172-9			BIBLIOGRAPHY OF DATA PROCESSING TECHNIQUES
50	**GH12-5115-0			DATA LANGUAGE/I-ENTRY DOS/VS (DL/I-ENTRY DOS/VS) GENERAL INFORMATION MANUAL, PROG. PROD. 5746-XX7
50	**SH12-5411-1	**SN12-5061	**SN12-5062	DL/I DOS/VS APPLICATION PROGRAMMING REFERENCE MANUAL PROGRAM PRODUCT 5746-XX1
50	**SH12-5412-1	**SN12-5065		DL/I DOS/VS UTILITIES AND GUIDE FOR THE SYSTEM PROGRAMMER PROGRAM PRODUCT 5746-XX1
50	**SH12-5413-1	**SN12-5063		DL/I DOS/VS SYSTEM/APPLICATION DESIGN GUIDE PROGRAM NO. 5746-XX1
50	**SH12-5414-1	**SN12-5064		DL/I DOS/VS OPERATOR'S REFERENCE MANUAL & MESSAGES AND CODES, PROG. PROD. 5746-XX1
50	**SH12-5415-0			DATA LANGUAGE/I-ENTRY DOS/VS (DL/I-ENTRY DOS/VS) APPLICATION PROGRAMMING REFERENCE MANUAL PROG. PROD. 5746-XX7
39	**SH18-0007-0*	**SN18-1103		TSO 3270 PRINTER SUPPORT PROGRAMMING RPQ U946866 DESCRIPTION AND OPERATION MANUAL PROGRAM NUMBER 5799-ALB
50	**GH19-0082-0			GENERALIZED INFORMATION SYSTEM DOS/VS, GENERAL INFORMATION PROG. NO. 5799-ALX, PRPQ 8T0139
50	**GH19-0084-0			GENERALIZED INFORMATION SYSTEM DOS/VS EXECUTIVE QUERY, REFERENCE - PROG. NO. 5799-ALX, PRPQ 8T0139
14	**GH19-7024-0			IBM 3277 DISPLAY STATION CUSTOM FEATURE DESC. 1980-C24 PRINTER ATTACHMENT RPQ U58950
22	**GH20-0689-2#			APL/360 PRIMER, STUDENT TEXT
50	**GH20-0765-4#			INFORMATION MANAGEMENT SYSTEM/360, VERSION 2, GENERAL INFORMATION MANUAL: PROG. PROD. 5734-XX6

22	**GH20-0850-1#	**GN20-3014	**GN20-9035	APL/360 - OS (5734-XM6) AND APL/360 - DOS (5736-XM6) GENERAL INFORMATION MANUAL
50	**GH20-0892-1#			IBM GENERALIZED INFORMATION SYSTEM VERSION 2 (GIS/2)
22	GH20-0892-0#			APPLICATION DESCRIPTION, PROG. NO. 5734-XX1
	**GH20-0906-1			APL/360-OS (5734-XM6), APL/360-DOS (5736-XM6), USER'S MANUAL
50	**SH20-0910-4#			INFORMATION MANAGEMENT SYSTEM/360, VERSION 2
	SH20-0910-3#			SYSTEM/APPLICATION DESIGN GUIDE
50	**SH20-0911-4#			PROGRAM NUMBER 5734-XX6
				INFORMATION MANAGEMENT SYSTEM/360, VERSION 2
				SYSTEM PROGRAMMING REFERENCE MANUAL
50	**SH20-0912-4#			PROGRAM NUMBER 5734-XX6
	SH20-0912-3#			INFORMATION MANAGEMENT SYSTEM/360, VERSION 2
				APPLICATION PROGRAMMING REFERENCE MANUAL
50	**SH20-0913-4#			PROGRAM NUMBER 5734-XX6
				INFORMATION MANAGEMENT SYSTEM/360, VERSION 2,
				OPERATOR'S REFERENCE MANUAL
50	**SH20-0914-3			PROGRAM NUMBER 5734-XX6
				INFORMATION MANAGEMENT SYSTEM/360, VERSION 2,
				MESSAGES AND CODES REFERENCE MANUAL,
50	**SH20-0915-3#			PROGRAM NUMBER 5734-XX6
				INFORMATION MANAGEMENT SYSTEM/360 VERSION 2
22	**SH20-0938-1			UTILITIES REFERENCE MANUAL, PROG. NO. 5734-XX6
50	**SH20-1007-2	**SN20-9017		APL/360 - DOS OPERATIONS AND INSTALLATION MANUAL, PROGRAM NUMBER 5736-XM6
79	**GH20-1027-3			INFORMATION MANAGEMENT SYSTEM/360 VERSION 2 MASTER INDEX PROGRAM NUMBER 5734-XX6
50	**GH20-1028-4			STAT/BASIC FOR SYSTEM/3 MODEL 6, ITF, AND VM/370-CMS: GENERAL INFORMATION, PROG. NOS. 5703-XA1, 5734-XA3
				CUSTOMER INFORMATION CONTROL SYSTEM (CICS) DOS-ENTRY (CICS/DOSE) DOS-STANDARD (CICS/DOSS) OS-STANDARD V2 (CICS/OS) GENERAL INFORMATION MANUAL
50	**SH20-1030-2#			PROGRAM NUMBERS 5734-XX7, 5736-XX6, 5736-XX7
	SH20-1030-1#			IBM GENERALIZED INFORMATION SYSTEM VERSION 2 (GIS/2)
50	**SH20-1032-1			PROGRAM DESCRIPTION MANUAL, VOLUME 1: SYSTEM OVERVIEW AND CONTROL, PROG. PROD. 5734-XX1
50	**SH20-1033-2	**SN20-9076		IBM GENERALIZED INFORMATION SYSTEM, VERSION 2 (GIS/2)
				OPERATIONS MANUAL - PROGRAM NUMBER 5734-XX1
50	**SH20-1034-21	**SN20-9043		GENERALIZED INFORMATION SYSTEM VERSION 2 (GIS/2)
				VOLUME 3, PROCEDURAL LANGUAGE - PROGRAM DESCRIPTION MANUAL PROGRAM NUMBER 5734-XX1
50	**SH20-1040-1			CUSTOMER INFORMATION CONTROL SYSTEM (CICS) OPERATIONS GUIDE - PROGRAM NUMBERS DOS-ENTRY 5736-XX6 DOS-STANDARD 5736-XX7
				GENERALIZED INFORMATION SYSTEM VERSION 2 (GIS/2) VOLUME 2: DATA DESCRIPTION LANGUAGE - PROGRAM DESCRIPTION MANUAL PROGRAM NUMBER 5734-XX1
50	**SH20-1043-5	**SN20-9045		CUSTOMER INFORMATION CONTROL SYSTEM (CICS) SYSTEM PROGRAMMER'S REFERENCE MANUAL PROGRAM NUMBERS DOS-ENTRY 5736-XX6, DOS-STANDARD 5736-XX7, OS-STANDARD V2 5734-XX7
50	**SH20-1044-4			CUSTOMER INFORMATION CONTROL SYSTEM (CICS) TERMINAL OPERATOR'S GUIDE - PROGRAM NUMBERS DOS-ENTRY 5736-XX6, DOS-STANDARD 5736-XX7, OS-STANDARD V2 5734-XX7
50	**SH20-1047-5			CUSTOMER INFORMATION CONTROL SYSTEM (CICS) APPLICATION PROG- RAMMER'S REFERENCE MANUAL PROGRAM NUMBERS 5736-XX6 (DOS-ENTRY) 5736-XX7 (DOS-STANDARD; 5734-XX7 (OS-STANDARD V2)
50	**SH20-1048-3#			CUSTOMER INFORMATION CONTROL SYSTEM (CICS) OPERATING SYSTEM
	SH20-1048-2#			STANDARD VERSION 2 OPERATIONS GUIDE PROGRAM NUMBER 5734-XX7
79	**SH20-1069-2			STAT/BASIC FOR SYSTEM/3 MODEL 6, ITF, AND VM/370-CMS: PROGRAM REFERENCE - PROGRAM NUMBERS 5703-XA1, 5734-XA3
79	**SH20-1070-2			STAT/BASIC FOR ITF AND VM/370-CMS: OPERATIONS GUIDE, PROGRAM NUMBER 5734-XA3
50	**GH20-1074-2#			INTERACTIVE QUERY FACILITY (IQF) FOR IMS/360 VERSION 2
	GH20-1074-1#			PROGRAM NUMBER 5734-XX6 - GENERAL INFORMATION MANUAL
39	**SH20-1103-2			S/370 MCGILL UNIVERSITY SYSTEM FOR INTERACTIVE COMPUTING MUSIC RELEASE II PROGRAM DESCRIPTION OPERATIONS MANUAL - IUP NUMBER 5796-AAT
39	**SH20-1104-1	**SN20-3180		S/370 MCGILL UNIVERSITY SYSTEM FOR INTERACTIVE COMPUTING MUSIC RELEASE II USER'S GUIDE - IUP NUMBER 5796-AAT
82	**GH20-1128-3			MATH/BASIC FOR SYSTEM/3 MODEL 6, ITF, AND VM/370-CMS GENERAL INFORMATION MANUAL, PROG. NOS. 5703-XM2 (SYSTEM/3) AND 5734-XM8 (ITF AND VM/370-CMS)
35	**GH20-1152-1	**GN33-7027		RCA 301 EMULATOR ON SYSTEM/370 USING DOS AND DOS/VS (PRPQ) - TRANSITION GUIDE, PROG. NO. 5799-ADR
35	**GH20-1153-1	**GN33-7028		HONEYWELL SERIES 200 EMULATOR ON SYSTEM/370 USING DOS AND DOS/VS (PRPQ) - TRANSITION GUIDE, PROG. NO. 5799-ADT
82	**SH20-1157-2			MATH/BASIC FOR ITF AND VM/370-CMS: OPERATIONS GUIDE, PROGRAM NUMBER 5734-XM8
82	**SH20-1158-2			MATH/BASIC FOR SYSTEM/3 MODEL 6. ITF AND VM/370-CMS PROGRAM REFERENCE MANUAL, PROG. NOS. 5703-XM2 (S/3) AND 5734-XM8 (ITF-OS/DOS/TSO AND VM/370-CMS)
36	**GH20-1171-1			SYSTEM/370 DISTRIBUTED SYSTEM PROGRAM (S/370 DSP) GENERAL INFORMATION MANUAL, PROG. NO. 360A-TX-032
36	**GH20-1173-1	**GN20-3146		IBM SYSTEM/360 AND SYSTEM/370 ASP VERSION 3 ASYMMETRIC MULTI PROCESSING SYSTEM: GENERAL INFORMATION MANUAL, PROG. NO. 360A-CX-15X
82	**GH20-1175-2			BUSINESS ANALYSIS/BASIC GENERAL INFORMATION MANUAL, PROG. NOS. 5703-XM3 (SYSTEM/3 MODEL 6) AND 5734-XMB (ITF-OS/DOS/ TSO AND VM/370-CMS)
50	**SH20-1177-1			PLANNING GUIDE FOR THE PL/1 QUERY SUPPORT FEATURE OF GENERALIZED INFORMATION SYSTEM VERSION 2 (GIS/2) PROGRAM NUMBER 5734-XX1

30	**GH20-1207-1#	**GN20-3129 **GN20-3260	**GN20-3203 **GN20-3434	TELECOMMUNICATIONS CONTROL SYSTEM (TCS) CONCEPTS AND FACILITIES MANUAL - PROGRAM PRODUCT 5734-F31
30	**SH20-1208-1	**SN20-3248 **SN20-3449	**SN20-3262	TELECOMMUNICATIONS CONTROL SYSTEM (TCS) PROGRAMMER'S GUIDE AND REFERENCE MANUAL - PROGRAM PRODUCT 5734-F31
30	**SH20-1209-0	**SN20-3011 **SN20-3249	**SN20-3204 **SN20-3261	TELECOMMUNICATIONS CONTROL SYSTEM (TCS) OPERATIONS GUIDE, PROGRAM NUMBER 5734-F31
50	**GH20-1222-0			INTERACTIVE QUERY FACILITY (IQF) INTRODUCTION LANGUAGE GUIDE PROGRAM NUMBER 5734-XX6
50	**GH20-1223-0	**GN20-2872		IQF TERMINAL USERS REFERENCE GUIDE (INTERACTIVE QUERY FACILITY) (IMS/360) - PROGRAM NUMBER 5734-XX6
50	**GH20-1246-2	**GN20-9490		DATA LANGUAGE/I DISK OPERATING SYSTEM/VIRTUAL STORAGE (DL/I DOS/V5) GENERAL INFORMATION MANUAL - PROGRAM NUMBER 5746-XX1
50	**GH20-1251-3	**GN20-3341		DISPLAY MANAGEMENT SYSTEM II (DMS II) GENERAL INFORMATION MANUAL - PROGRAM PRODUCTS 5734-XC4 AND 5736-XC4
50	**GH20-1260-2# GH20-1260-1#			INFORMATION MANAGEMENT SYSTEM VIRTUAL STORAGE (IMS/V5) GENERAL INFORMATION MANUAL PROGRAM NUMBER 5740-XX2
82	**SH20-1262-1			BUSINESS ANALYSIS/BASIC FOR ITF AND VM/370-CMS OPERATIONS GUIDE, PROG. NO. 5734-XMB
82	**SH20-1264-2			BUSINESS ANALYSIS/BASIC PROGRAM REFERENCE MANUAL, PROG. NOS. 5703-XM4 (S/3 MOD 6), 5734-XMB (ITF-OS/DOS/T50 & VM/370-CMS)
50	**GH20-1272-0			DATA BASE DESIGN EVALUATION (DBPROTOTYPE) GENERAL INFORMATION MANUAL - IUP NUMBER 5796-PBB
50	**GH20-1273-0			PROGRAMMING LANGUAGE FOR IMS-PLIMS GENERAL INFORMATION MANUAL - IUP NUMBER 5796-PBF
50	**GH20-1280-4			CUSTOMER INFORMATION CONTROL SYSTEM (CICS/V5) GENERAL INFORMATION MANUAL PROGRAM NUMBERS CICS/OS/V5 5740-XX1 AND CICS/DOS/V5 5746-XX3
36	**GH20-1289-1			ASYMMETRIC MULTIPROCESSING SYSTEM OPERATOR'S MANUAL, PROG. NO. 360A-CX-15X
36	**GH20-1290-1			ASYMMETRIC MULTIPROCESSING SYSTEM: MESSAGES & CODES MANUAL, PROGRAM NUMBER 360A-CX-15X
36	**GH20-1291-1			ASYMMETRIC MULTIPROCESSING SYSTEM - APPLICATION PROGRAMMER'S MANUAL - PROGRAM NUMBER 360A-CX-15X
36	**GH20-1292-1			IBM S/360 AND S/370 ASP VERSION 3 ASYMMETRIC MULTIPROCESSING SYSTEM - SYSTEM PROGRAMMER'S MANUAL - PROGRAM NUMBER 360A-CX-15X
50	**SH20-1296-0			FASTER LANGUAGE FACILITY PROGRAM REFERENCE MANUAL AND OPERATIONS GUIDE PROG. NOS. 5740-XX1 (CICS/OS/V5), 5746-XX3 (CICS/DOS/V5)
50	**SH20-1303-1			DBPROTOTYPE PROGRAM DESCRIPTION/OPERATIONS MANUAL - IUP NUMBER 5796-PBB
50	**SH20-1304-1#	SN20-2702		PROGRAMMING LANGUAGE FOR IMS - PLIMS PROGRAM DESCRIPTION/OPERATIONS MANUAL - IUP NUMBER 5796-PBF
50	**SH20-1304-0#	**SN20-2707		IMSMAP - DATA BASE MAPPING PROGRAMS - PROGRAM DESCRIPTION/OPERATIONS MANUAL - IUP NUMBER 5796-PBC
50	**SH20-1306-0			BTS (BATCH TERMINAL SIMULATOR) PROGRAM DESCRIPTION/OPERATIONS MANUAL - IUP NUMBER 5796-PBD
50	**SH20-1307-1#	**SN20-3172		TEST IMS UTILITIES PROGRAM DESCRIPTION/OPERATIONS MANUAL IUP NUMBER 5796-PBE
50	**SH20-1358-1	**SN20-3182		S/370 CICS ON LINE TEST/DEBUG CON EDISON - IUP 5796-AEF DESCRIPTION/OPERATIONS
50	**SH20-1359-1			S/370 CICS/COBOL CALL INTERFACE NATIONAL BANK OF DETROIT 5796-AEG DESCRIPTION/OPERATIONS
50	**SH20-1360-0	**SN20-3409		3270 FORMATTING FEATURE FOR BATCH TERMINAL SIMULATOR (BTS) IUP 5796-PBD DESCRIPTION/OPERATIONS
37	**SH20-1361-1#			TEST DATA GENERATOR: IUP 5796-PBP DESCRIPTION/OPERATIONS
50	SH20-1361-0#			
50	**SH20-1368-0			DATA COMMUNICATION ANALYZER (DCANALYZER) IUP 5796-PCA DESCRIPTION/OPERATIONS
50	**SH20-1390-1			3270 SCREEN IMAGE PROCESSOR FOR IMS AND IMS/V5 - IUP 5796-AFC, DESCRIPTION/OPERATIONS
36	**GH20-1403-0	**GN20-3147		IBM SYSTEM/360 AND SYSTEM/370 ASP VERSION 3 ASYMMETRIC MULTIPROCESSING SYSTEM LOGIC MANUAL - PROGRAM NUMBER 360A-CX-15X
50	**SH20-1456-1			DISPLAY MANAGEMENT SYSTEM II (DMS II) OS/V5 OPERATIONS GUIDE PROGRAM NUMBER 5734-XC4
50	**SH20-1457-1	**SN20-3303		DISPLAY MANAGEMENT SYSTEM II (DMS II) OS/V5 PROGRAM REFERENCE MANUAL - PROGRAM NUMBER 5734-XC4
22	**SH20-1460-1#	**SN20-9083		APL SHARED VARIABLES (APLSV) USER'S GUIDE (PRPQ WE1191) PROG. NO. 5799-AJF
22	**SH20-1461-0	**SN20-9085		APL SHARED VARIABLES (APLSV) PROGRAMMING RPQ WE1191 OPERATIONS GUIDE - PROGRAM NUMBER 5799-AJF
50	**GH20-1502-1			FASTER LANGUAGE FACILITY FOR THE CUSTOMER INFORMATION CONTROL SYSTEM (CICS/V5) GENERAL INFORMATION MANUAL, PROG. PROD. 5740-XX1 & 5746-XX3
50	**GH20-1514-0			FASTER TO CICS/V5 MIGRATION TECHNIQUES GUIDE
50	**SH20-1539-0			IMSMAP/V5 - IUP 5796-PCY, DESCRIPTION/OPERATIONS
50	**SH20-1540-0	**SN20-3193		BTS/V5 - IUP 5796-PCZ, DESCRIPTION/OPERATIONS
50	**SH20-1541-0			TEST IMS/V5 UTILITIES - IUP 5796-PDA, DESCRIPTION/OPERATIONS
50	**SH20-1542-0	**SN20-3184		DOSMAP - DL/I DATA BASE MAPPING PROGRAMS 5796-PCW, DESCRIPTION/OPERATIONS
36	**SH20-1552-0			JOB CONTROL LANGUAGE EDITOR - IUP 5796-PDC, DESCRIPTION/OPERATIONS
32	**SH20-1558-1			DOS DBDUMP UTILITY PROGRAM FOR VANDL/I AND DL/I - PROG. NO. 5796-AFY DESCRIPTION/OPERATIONS
32	**SH20-1564-0			3525 GENERAL PURPOSE UTILITIES - IUP 5796-AGE, DESCRIPTION/OPERATIONS
31	**SH20-1568-1			AUDIT SOURCE CODE COMPARE OS/V5 - IUP 5796-PDH, DESCRIPTION/OPERATIONS
50	**SH20-1572-0	**SN20-3351		DISPLAY MANAGEMENT SYSTEM II DOS/V5 (DMS II) OPERATIONS GUIDE, PROG. NO. 5736-XC4

50	**SH20-1573-0	**SN20-3352	
38	**GH20-1574-0		DISPLAY MANAGEMENT SYSTEM II -- DOS/V (DMS II) PROGRAM REFERENCE MANUAL, PROG. PROD. 5736-XC4
38	**SH20-1589-0		DOS/V (REMOTE JOB ENTRY WORKSTATION PROGRAM (PROGRAMMING RPO WF0358) GENERAL INFORMATION MANUAL PROG. NO. 5799-WHX
38	**SH20-1590-0		DOS/V (REMOTE JOB ENTRY WORKSTATION PROGRAM - PROGRAMMING RPO WF0358) OPERATION & INSTALLATION GUIDE, PROG. NO. 5799-WHX
38	**SH20-1592-0		DOS/V (REMOTE JOB ENTRY WORKSTATION PROGRAM (PROGRAMMING RPO WF0358) REFERENCE - PROG. NO. 5799-WHX
50	**GH20-1597-0		DOS/V (REMOTE JOB ENTRY WORKSTATION PROGRAM, LOGIC, PROGRAMMING RPO WF0358, PROG. NO. 5799-WHX
40	**SH20-1606-0		EXTENDED TELECOMMUNICATIONS MODULES FOR CICS/DOS/V: GENERAL INFORMATION MANUAL, PROG. PROD. 5746-XXB
34	**SH20-1618-0		VM/370 SYSTEM FOR ONLINE TAPE AND DISK LIBRARIES - IUP 5796-AGN, DESCRIPTION/OPERATIONS
85	**GH20-1628-0		PEOPLES GAS LIGHT AND COKE COMPANY SMF GRAPHICAL ANALYSIS IUP 5796-AFP, DESCRIPTION/OPERATIONS
39	**GH20-1638-0		A GUIDE TO TESTING IN A COMPLEX SYSTEM ENVIRONMENT
37	**GH20-1639-0		TSO - 3270 STRUCTURED PROGRAMMING FACILITY (SPF), GENERAL INFORMATION - PROGRAM NO. 5740-XT2
22	**GH20-4046-2		DB/DC DRIVER SYSTEM: GENERAL INFORMATION MANUAL, PROG. PROD. 5740-XXA
22	**GH20-4047-2		APL/360 DOS: SPECIFICATIONS, PROG. NO. 5736-XX6
50	**GH20-4106-5		APL/360 OS SPECIFICATIONS - PROGRAM PRODUCT 5734-XX6
50	**GH20-4124-3		INFORMATION MANAGEMENT SYSTEM/360 (IMS/360) VERSION 2 SPECIFICATIONS - PROGRAM PRODUCT 5734-XX6
50	**GH20-4131-4		GENERALIZED INFORMATION SYSTEM, VERSION 2 (GIS/2)
50	**GH20-4134-4		SPECIFICATIONS SHEET PROGRAM NUMBER 5734-XX1
79	**GH20-4139-1		CICS/DOS ENTRY, PROG. PROD. 5736-XX6 SPECIFICATIONS
50	**GH20-4140-4		CICS/DOS STANDARD, PROG. PROD. 5736-XX7 SPECIFICATIONS
50	**GH20-4170-1		STAT/BASIC, PROG. PROD. 5734-XX3 SPECIFICATIONS
50	**GH20-4256-2		CUSTOMER INFORMATION CONTROL SYSTEM/OS - STANDARD V2 (CICS/OS - STANDARD V2) SPECIFICATIONS - PROGRAM PRODUCT 5734-XX7
50	**GH20-4267-2		GENERALIZED INFORMATION SYSTEM, VERSION 2 (GIS/2) DESIGN OBJECTIVES - PROGRAM NUMBER 5734-XX1
50	**GH20-4270-0		PASTER LANGUAGE FACILITY FOR CICS/DOS/V 5746-XX3 AND FOR CICS/OS/V (5740-XX1): PROG. PROD. DESIGN OBJECTIVES
39	**GH20-4279-0		INFORMATION MANAGEMENT SYSTEM/VIRTUAL STORAGE (IMS/V) VERSION 1 MODIFICATION LEVEL 1 DESIGN OBJECTIVES
37	**GH20-4281-0		PROG. NO. 5740-XX2
30	**GH20-4283-0		IBM SYSTEM/370 DATA LANGUAGE/I ENTRY DOS/V (DL/I ENTRY DOS/V), PROG. PROD. 5746-XX7 DESIGN OBJECTIVES
50	**GH20-4285-0		TSO-3270 STRUCTURED PROGRAMMING FACILITY - PROG. NO. 5740-XT2, DESIGN OBJECTIVES
82	**GH20-4308-1		THE DATA BASE/DATA COMMUNICATION DRIVER SYSTEM PROG. PROD. 5740-XXA, DESIGN OBJECTIVES
50	**GH20-4316-2		DATA BASE DESIGN AID (DBDA) DESIGN OBJECTIVES - PROG. NO. 5748-XX4
50	**GH20-4320-2		EXTENDED TELECOMMUNICATION MODULES FEATURES OF CICS/DOS/V - PROG. NO. 5746-XXB, DESIGN OBJECTIVES
30	**GH20-4324-1		MATH/BASIC FOR SYSTEM/3 MODEL 6, ITF (OS, DOS, TSO), AND VM/370-CMS: SPECIFICATIONS, PROG. NOS. 5703-XX2 AND 5734-XXM
82	**GH20-4326-1		INTERACTIVE QUERY FACILITY (IQF) FOR IMS (5734-XX6) AND IMS/V (5740-XX2): PROG. PROD. SPECIFICATIONS
50	**GH20-4344-0		VANCOUVER DATA LANGUAGE-ONE (VANDL-1) SPECIFICATIONS - PROGRAM NO. 5799-AEY
22	**GH20-4347-0		IBM TELECOMMUNICATIONS CONTROL SYSTEM (TCS) SPECIFICATIONS PROGRAM PRODUCT 5734-F31
50	**GH20-4350-2		BUSINESS ANALYSIS/BASIC FOR SYSTEM/3 MODEL 6, ITF (OS, DOS, TSO), AND VM/370-CMS: SPECIFICATIONS, PROG. NOS. 5703-XX3 AND 5734-XMB
50	**GH20-4354-1		DISPLAY MANAGEMENT SYSTEM II (DMS II OS/V) SPECIFICATIONS PROGRAM PRODUCT 5734-XC4
50	**GH20-4355-1		APL SHARED VARIABLES (APLSV) - PROGRAM NO. 5799-AJF
50	**GH20-4359-2		(PRPQ NUMBER WE1191) - SPECIFICATIONS SHEET
50	**GH20-4366-0		DL/I DOS/V, PROG. PROD. 5746-XX1 SPECIFICATIONS, VERSION 1 MOD 1
50	**GH20-4367-0		CUSTOMER INFORMATION CONTROL SYSTEM OS/V PROGRAM PRODUCT (5740-XX1) SPECIFICATIONS (VERSION 1, MODIFICATION LEVEL 0)
22	**GH20-4370-0		INFORMATION MANAGEMENT SYSTEM VIRTUAL STORAGE (IMS/V) SPECIFICATIONS VERSION 1 MODIFICATION LEVEL 0
50	**GH20-4373-0		PROG. NO. 5740-XX2
38	**GH20-4374-0		CUSTOMER INFORMATION CONTROL SYSTEM/DOS/V VERSION 1, MODIFICATION LEVEL 0, SPECIFICATIONS
30	**GH20-4376-0		PROGRAM PRODUCT 5746-XX3
50	**GH20-4380-0		DISPLAY MANAGEMENT SYSTEM II (DMS II DOS/V) PROGRAM PRODUCT 5736-XC4 SPECIFICATIONS
50	**GH20-9001-1		GENERALIZED INFORMATION SYSTEM/VIRTUAL STORAGE (GIS/V) PROG. PROD. 5740-XX7 SPECIFICATIONS
50	**SH20-9002-1		APL/CMS SPECIFICATIONS - PROG. NO. 5799-ALK, PRPQ MF2608
			FASTER LANGUAGE FACILITY SPECIFICATIONS: FOR CICS/DOS/V PROG. NO. 5746-XX3; FOR CICS/OS/V PROG. NO. 5740-XX1
			DOS/V (REMOTE JOB ENTRY WORKSTATION PROGRAM (PROGRAMMING RPO WF0358) - PROGRAM NUMBER 5799-WHX, SPECIFICATIONS
			3333/3330 DISK STORAGE SERIES MODEL 11 SUPPORT FOR DOS/V PROGRAM NUMBER 5799-WHX PRPQ EF4346
			IBM SYSTEM/370 DATA LANGUAGE/I ENTRY DOS/V (DL/I-ENTRY DOS/V), SPECIFICATIONS - PROG. PROD. 5746-XX7
			CICS/V (CONVERSION PLANNING GUIDE PROG. NOS. 5740-XX1, 5746-XX3
			CUSTOMER INFORMATION CONTROL SYSTEM (CICS/V) SYSTEM/APPLICATION DESIGN GUIDE PROG. NO. CICS/OS/V 5740-XX1, CICS/DOS/V 5746-XX3

50	**SH20-9003-2			CUSTOMER INFORMATION CONTROL SYSTEM/VIRTUAL STORAGE (CICS/VS APPLICATION PROGRAMMER'S REFERENCE MANUAL PROG. NOS. 5740-XX1, 5746-XX3
50	**SH20-9004-2			CUSTOMER INFORMATION CONTROL SYSTEM/VIRTUAL STORAGE (CICS/VS) SYSTEM PROGRAMMER'S REFERENCE MANUAL - PROGRAM NUMBERS 5740-XX1, 5746-XX3
50	**SH20-9005-1			CUSTOMER INFORMATION CONTROL SYSTEM/VIRTUAL STORAGE (CICS/VS) TERMINAL OPERATOR'S GUIDE PROGRAM NUMBERS (5740-XX1) AND (5746-XX3)
50	**SH20-9006-2			CUSTOMER INFORMATION CONTROL SYSTEM/VIRTUAL STORAGE (CICS/VS) SYSTEM ADMINISTRATOR'S GUIDE PROG. NO.'S 5740-XX1, 5746-XX3
50	**SH20-9008-2			CUSTOMER INFORMATION CONTROL SYSTEM/VIRTUAL STORAGE (CICS/VS) MESSAGES AND CODES MANUAL PROG. NOS. 5740-XX1, 5746-XX3
50	**SH20-9011-2			CUSTOMER INFORMATION CONTROL SYSTEM/VIRTUAL STORAGE (OS) CICS/VS) OPERATIONS GUIDE, PROG. NO. 5740-XX1
50	**SH20-9012-1	**SN20-9075		CUSTOMER INFORMATION CONTROL SYSTEM/VIRTUAL STORAGE (CICS/VS) OPERATIONS GUIDE (DOS) PROG. NO. CICS/DOS/VS 5746-XX3
50	**SH20-9025-2			INFORMATION MANAGEMENT SYSTEM/VIRTUAL STORAGE (IMS/VS) SYSTEM/APPLICATION DESIGN GUIDE, PROG. PROD. 5740-XX2
50	**SH20-9026-2#			INFORMATION MANAGEMENT SYSTEM/VIRTUAL STORAGE (IMS/VS) APPLICATION PROGRAMMING REFERENCE MANUAL PROG. NO. 5740-XX2
50	**SH20-9027-2#			INFORMATION MANAGEMENT SYSTEM/VIRTUAL STORAGE (IMS/VS) SYSTEM PROGRAMMING REFERENCE - PROG. NO. 5740-XX2
50	**SH20-9028-1#			INFORMATION MANAGEMENT SYSTEM/VIRTUAL STORAGE (IMS/VS) OPERATOR'S REFERENCE - PROG. NO. 5740-XX2
50	**SH20-9029-2			INFORMATION MANAGEMENT SYSTEM/VIRTUAL STORAGE (IMS/VS) UTILITIES REFERENCE MANUAL - PROG. NO. 5740-XX2
50	**SH20-9030-2#			INFORMATION MANAGEMENT SYSTEM (IMS/VS) MESSAGES AND CODES REFERENCE MANUAL - PROG. NO. 5740-XX2
50	**GH20-9033-0			GENERALIZED INFORMATION SYSTEM, VERSION 2 (GIS/2) EXECUTIVE QUERY REFERENCE (BASIC INTRODUCTION), PROG. NO. 5734-XX1
50	**GH20-9034-0			INFORMATION MANAGEMENT SYSTEM/VIRTUAL STORAGE (IMS/VS) CONVERSION PLANNING GUIDE - PROGRAM NUMBER 5740-XX2
50	**GH20-9035-1#			GENERALIZED INFORMATION SYSTEM VIRTUAL STORAGE (GIS/VS) GENERAL INFORMATION MANUAL - PROGRAM NUMBER 5740-XX7
50	**SH20-9036-0			GENERALIZED INFORMATION SYSTEM/VIRTUAL STORAGE (GIS/VS) USER'S GUIDE, PROG. PROD. 5740-XX7
50	**SH20-9037-1			GENERALIZED INFORMATION SYSTEM/VIRTUAL STORAGE (GIS/VS) SYSTEM PROGRAMMER'S REFERENCE MANUAL 5740-XX7
50	**SH20-9038-1			GENERALIZED INFORMATION SYSTEM/VIRTUAL STORAGE (GIS/VS) LANGUAGE REFERENCE MANUAL - 5740-XX7
50	**SH20-9039-1			GENERALIZED INFORMATION SYSTEM/VIRTUAL STORAGE (GIS/VS) MESSAGES AND CODES, PROG. PROD. 5740-XX7
50	**SH20-9040-1			GENERALIZED INFORMATION SYSTEM/VIRTUAL STORAGE (GIS/VS) PLANNING AND OPERATION GUIDE FOR THE ADVANCED QUERY FEATURE PROG. PROD. 5740-XX7
50	**GH20-9043-0			GENERALIZED INFORMATION SYSTEM/VIRTUAL STORAGE (GIS/VS) EXECUTIVE QUERY REFERENCE MANUAL, PROG. NO. 5740-XX7
50	**SH20-9046-0	**SN20-5051		IBM SYSTEM/370 LOW-LEVEL CODE/CONTINUITY CHECK IN DATA LANGUAGE/I DOS/VS PROGRAM REFERENCE AND OPERATIONS MANUAL PROGRAM NUMBER 5746-XX1
50	**SH20-9049-0			CUSTOMER INFORMATION CONTROL SYSTEM/VIRTUAL STORAGE (CICS/VS) ADVANCED COMMUNICATION GUIDE, PROG. PRODS. 5740-XX1, 5746-XX3
50	**SH20-9050-0			INFORMATION MANAGEMENT SYSTEM/VIRTUAL STORAGE (IMS/VS) PLANNING FOR THE IBM 3600 FINANCIAL COMMUNICATION SYSTEM - PROG. PROD. 5740-XX2
50	**SH20-9051-0			CUSTOMER INFORMATION CONTROL SYSTEM/VIRTUAL STORAGE (CICS/VS) INSTALLATION GUIDE (DOS) - PROG. PROD. 5746-XX3
36	**GH20-9500-0			IBM SYSTEM/370 DISTRIBUTED SYSTEM PROGRAM REFERENCE MANUAL PROGRAM NUMBER 360A-TX-032
36	**GH20-9501-0			SYSTEM/370 DISTRIBUTED SYSTEM PROGRAM OPERATIONS GUIDE, PROG. NO. 360A-TX-032
99	**GJD1-0001-0			SYSTEM/370 MODELS 158/168 SYSGEN ICR OS RELEASE 21.6 PROGRAM NO. 360S-OS-609
99	GJD1-1100-0	**GSC0-3050	**GSC0-3051	OS21.0-21.7, VSI/1.0-3.0, VS2/1.0-1.6
99	**GJD1-1480-2			SYSTEM MODIFICATION PROGRAM LISTINGS, 360S-DN-611
99	**GJD1-1640-0			IBM OPERATING SYSTEM/360 DOS EMULATOR PROGRAM FOR SYSTEM/370 MODELS 145 AND 155 - PROGRAM NUMBER 360C-EU-738
99	**GJD1-1641-1			OPERATING SYSTEM 370/165 OS-7094 INTEGRATED EMULATOR MICROFICHE LISTINGS - PROGRAM NUMBER 360C-EU-740
99	**GJD1-1642-0			OS/360/370 OS/360 M16X/7074 EMULATOR LISTINGS - PROG. NO. 360C-EU-739
99	**GJD1-1643-0			7080 EMULATOR FOR SYSTEM/370 MODEL 165 UNDER OPERATING SYSTEM/360 - MICROFICHE LISTING - PROGRAM NUMBER 360C-EU-737
99	**GJD1-1795-0			EMULATOR FOR 7074 ON S/370 MODEL 155 UNDER OS MICROFICHE - PROGRAM NUMBER 360C-EU-741
99	**GJD1-2063-1#	**GSC0-4261		IBM DISTRIBUTED INTELLIGENCE SYSTEM (DIS) LISTINGS - PROG. PROD. 5744-BK1
99	**GJD1-2100-3			DISK OPERATING SYTEM MODEL 155 EMULATOR MICROFICHE LISTINGS - PROGRAM NUMBER 360N-EU-490
99	**GJD1-2150-2			EMULATOR FOR 1401/1440/1460 ON THE SYSTEM/370 MODEL 155 UNDER OS MICROFICHE LISTING - PROG. NO. 360C-EU-735
99	**GJD1-4601-1			EMULATOR FOR THE IBM 1410/7010 ON THE SYSTEM/370 MODEL 155 UNDER OS - PROG. 360C-EU-736, LISTINGS
35	**GJD1-4602-2#			MODEL 20 EMULATOR ON S/370 USING DOS (V4) - PROGRAM NUMBER 370N-IC-002
	GJD1-4602-1#			S/370 USING DOS/VS IBM EMULATOR FOR HW S200, LISTINGS PROG. NO. 5799-ADT



35	**GJD1-4603-2#			S/370 USING DOS/VS IBM EMULATOR FOR RCA 301, LISTINGS
	GJD1-4603-1#			PROG. NO. 5799-ADR
99	SJD2-0001-0			MICROFICHE FOR OS/VS2 RELEASE 1.6 REFERENCE LISTINGS
99	SJD2-0010-0			OS/VS2 SMF (5742-SC1-02)
99	SJD2-0020-1#			OS/VS2 IEHINITT (5742-SC1-UD)
	SJD2-0020-0#	SSC0-5025		
99	SJD2-0030-0			OS/VS2 IEHSTATR (5742-SC1-UE)
99	SJD2-0040-1#			OS/VS2 TAPE ERP/VES (5742-SC1-CC)
	SJD2-0040-0#	SSC0-5040	SSC0-5042	
99	SJD2-0050-0			OS/VS2 IEBEDIT (5742-SC1-U9)
99	SJD2-0060-1#			OS/VS2 IEHLIST (5742-SC1-U2)
	SJD2-0060-0#	SSC0-5062		
99	SJD2-0070-1			OS/VS2 IEHPROGM (5742-SC1-U3)
99	SJD2-0080-1			OS/VS2 CATALOG (5742-SC1-D3)
99	SJD2-0090-1#			OS/VS2 SMF SCHEDULER (5742-SC1-00)
	SJD2-0090-0#	SSC0-5092		
99	SJD2-0100-0			OS/VS2 TSO TRACE (5742-SC1-T9)
99	SJD2-0110-1			OS/VS2 PASSWORD PROTECT (5742-SC1-DC)
99	SJD2-0120-1			OS/VS2 TSO UTILITIES (5742-SC1-T2)
99	SJD2-0130-1			OS/VS2 TSO TEST (5742-SC1-T1)
99	SJD2-0140-0			OS/VS2 EXT/PREC/FLT PT SIM (5742-SC1-CP)
99	SJD2-0160-1			OS/VS2 IEHMOVE (5742-SC1-UC)
99	SJD2-0170-1			OS/VS2 IEBCOPY (5742-SC1-U6)
99	SJD2-0180-1#			OS/VS2 IEBSGENER (5742-SC1-U7)
	SJD2-0180-0#	SSC0-5182		
99	SJD2-0190-1			OS/VS2 IEBUPDTE (5742-SC1-U8)
99	SJD2-0200-1			OS/VS2 IEBTPCH (5742-SC1-UA)
99	SJD2-0210-1			OS/VS2 IEBCOMPR (5742-SC1-UK)
99	SJD2-0220-1			OS/VS2 IEBISAM (5742-SC1-UH)
99	SJD2-0230-1			OS/VS2 IEBDG (5742-SC1-UJ)
99	SJD2-0240-1#			OS/VS2 TSO EDIT (5742-SC1-T0)
	SJD2-0240-0#	SSC0-5240	SSC0-5242	
99	SJD2-0250-0			OS/VS2 IPL (5742-SC1-C1)
99	SJD2-0260-1#			OS/VS2 SUPERVISOR (5742-SC1-C5)
	SJD2-0260-0#			
99	SJD2-0270-1			OS/VS2 RMS (5742-SC1-CE)
99	SJD2-0280-1			OS/VS2 GSP (5742-SC1-07)
99	SJD2-0290-1			OS/VS2 GAM (5742-SC1-G0)
99	SJD2-0300-1			OS/VS2 DIDOCS (5742-SC1-C4)
99	SJD2-0310-1			OS/VS2 DSS (5742-SC1-10)
99	SJD2-0320-1#			OS/VS2 TSO SUPERVISOR (5742-SC1-T7)
	SJD2-0320-0#	SSC0-5320	SSC0-5323	
99	SJD2-0330-1			OS/VS2 SYSTEM RESTART (5742-SC1-B3)
99	SJD2-0350-1#			OS/VS2 ALLOCATION (5742-SC1-B4)
	SJD2-0350-0#	SSC0-5350	SSC0-5353	
99	SJD2-0360-1			OS/VS2 Q MANAGER (5742-SC1-B5)
99	SJD2-0370-1			OS/VS2 INITIATOR (5742-SC1-B6)
99	SJD2-0380-1			OS/VS2 TERMINATION (5742-SC1-B7)
99	SJD2-0390-1#			OS/VS2 COMMANDS (5742-SC1-B8)
	SJD2-0390-0#	SSC0-5390	SSC0-5392	
99	SJD2-0400-1			OS/VS2 READER/INTERPRETER (5742-SC1-B9)
99	SJD2-0410-1#			OS/VS2 TSO SCHEDULER (5742-SC1-T4)
	SJD2-0410-0#	SSC0-5410	SSC0-5412	
99	SJD2-0420-1#			OS/VS2 OBR/SDR/EREP (5742-SC1-CD)
	SJD2-0420-0#	SSC0-5420	SSC0-5422	
99	SJD2-0430-1			OS/VS2 GTF (5742-SC1-11)
99	SJD2-0440-1			OS/VS2 AMASPZAP (5742-SC1-12)
99	SJD2-0450-1			OS/VS2 AMDPRDMP (5742-SC1-13)
99	SJD2-0460-1			OS/VS2 AMDSADMP (5742-SC1-15)
99	SJD2-0470-1			OS/VS2 AMAPTFILE (5742-SC1-16)
99	SJD2-0480-1			OS/VS2 AMDPRDMP/EDIT (5742-SC1-18)
99	SJD2-0490-0			OS/VS2 3735 MACROS/UTILITY (5742-SC1-22)
99	SJD2-0530-0			OS/VS2 EXTENDED SVC ROUTER (5742-SC1-CF)
99	SJD2-0540-1			OS/VS2 MAPPING MACROS (5742-SC1-01)
99	SJD2-0550-1			OS/VS2 OLTEP (5742-SC1-06)
99	SJD2-0560-1#			OS/VS2 BTAM (5742-SC1-20)
	SJD2-0560-0#	SSC0-5560	SSC0-5563	
99	SJD2-0570-1#			OS/VS2 TCAM (5742-SC1-21)
	SJD2-0570-0#	SSC0-5575	SSC0-5571	
99	SJD2-0580-0			OS/VS2 IEBTCRIN (5742-SC1-UG)
99	SJD2-0590-0			OS/VS2 3505/3525 (5742-SC1-DD)
99	SJD2-0600-1			OS/VS2 OCR (5742-SC1-D5)
99	SJD2-0640-1#			OS/VS2 OVERLAY SUPERVISOR (5742-SC1-C2)
	SJD2-0640-0#	SSC0-5640	SSC0-5642	
99	SJD2-0650-1			OS/VS2 FETCH (5742-SC1-C7)
99	SJD2-0660-1#			OS/VS2 SAM (5742-SC1-D0)
	SJD2-0660-0#	SSC0-5660	SSC0-5662	
99	SJD2-0670-1			OS/VS2 PAM (5742-SC1-D2)
99	SJD2-0680-1			OS/VS2 MICR (5742-SC1-D6)
99	SJD2-0690-1#			OS/VS2 DAM (5742-SC1-D7)
	SJD2-0690-0#			
99	SJD2-0700-1			OS/VS2 IOS (5742-SC1-C3)
99	SJD2-0710-1			OS/VS2 DASD ERP (5742-SC1-CA)
99	SJD2-0720-1#			OS/VS2 UNIT RECORD ERP (5742-SC1-CB)
	SJD2-0720-0#	SSC0-5720	SSC0-5722	
99	SJD2-0730-1			OS/VS2 TSO SUBRTN TCAM (5742-SC1-T8)
99	SJD2-0740-1			OS/VS2 TSO DATA MANAGEMENT (5742-SC1-T3)
99	SJD2-0750-1			OS/VS2 IBCDMPRS (5742-SC1-I0)
99	SJD2-0760-1			OS/VS2 IBCDASDI (5742-SC1-I1)
99	SJD2-0770-1			OS/VS2 IEHDA.SDR (5742-SC1-U0)
99	SJD2-0780-1#			OS/VS2 IEHATLAS (5742-SC1-UF)
	SJD2-0780-0#	SSC0-5785		
99	SJD2-0790-1			OS/VS2 SYSOUT WRITER (5742-SC1-B2)

99	SJD2-0800-1			OS/V52 ICAPRTBL (5742-SC1-I2)
99	SJD2-0810-1			OS/V52 ISAM (5742-SC1-D8)
99	SJD2-0820-1			OS/V52 CHECKPOINT/RESTART (5742-SC1-09)
99	SJD2-0830-1			OS/V52 OPEN/CLOSE/EOV (5742-SC1-D1)
99	SJD2-0840-1#			OS/V52 DADSM (5742-SC1-D4)
	SJD2-0840-0#	SSC0-5840	SSC0-5842	
99	SJD2-0850-1#			OS/V52 LINK LOADGO PROMPTER (5742-SC1-T5)
	SJD2-0850-0#	SSC0-5850		
99	SJD2-0860-1#			OS/V52 LINKAGE EDITOR (5742-SC1-04)
	SJD2-0860-0#	SSC0-5860	SSC0-5863	
99	SJD2-0870-1#			OS/V52 LOADER (5742-SC1-05)
	SJD2-0870-0#	SSC0-5870	SSC0-5872	
99	SJD2-0880-1			OS/V52 AMBLIST (5742-SC1-14)
99	SJD2-0890-1			OS/V52 ASSEMBLER XF (5742-SC1-03)
99	SJD2-1190-0			3330/3333 MODEL #11 SUPPORT LISTINGS
				COMPONENT NO. 5742-SC1-S1
99	SJD2-2000-4#			IPL OS/V51 MICROFICHE LISTING - COMPONENT NUMBER 5741-SC1-C1
	SJD2-2000-3#			REL. 2.6
	SJD2-2000-2#			
99	SJD2-2001-5#	**SSC0-6055		IOS/OS/V51 MICROFICHE LISTING - COMPONENT NUMBER 5741-SC1-C3
	SJD2-2001-4#	SSC0-6055		REL. 2.6
	SJD2-2001-3#	SSC0-7381		
99	SJD2-2002-5#	**SSC0-6056		SUPERVISOR OS/V51 MICROFICHE LISTING - COMPONENT
	SJD2-2002-4#	SSC0-6056		5741-SC1-C5
	SJD2-2002-3#			
99	SJD2-2003-2#			MAPPING MACROS OS/V51 COMPONENT NO. 5741-SC1-01
	SJD2-2003-2#			
99	**SJD2-2004-5#			MODULE/MACRO TOTAL SYSTEM INDEX OS/V51
	SJD2-2004-4#			(5741-SC1 COMPONENTS)
	SJD2-2004-2#			
99	**SJD2-2009-5#			SCHEDULER SMF OS/V51 MICROFICHE LISTING - COMPONENT
	SJD2-2009-4#			5741-SC1-00
	SJD2-2009-3#			
99	**SJD2-2010-4	**SSC0-6014		UNIT RCD ERP OS/V51 MICROFICHE LISTING - COMPONENT
				5741-SC1-CB
99	SJD2-2014-5#			JEC5 OS/V51 MICROFICHE LISTING - COMPONENT
	SJD2-2014-4#			NO. 5741-SC1-B0 - REL. 2.6
	SJD2-2014-3#	SSC0-6922		
99	**SJD2-2015-5#	**SSC0-6049		L/P STREAM CTL OS/V51 MICROFICHE LISTING - COMPONENT
	SJD2-2015-4#	SSC0-6049		5741-SC1-B1
	SJD2-2015-3#	SSC0-6942		
99	**SJD2-2016-5#	**SSC0-6087		O/P STREAM CTL OS/V51 MICROFICHE LISTING - PROGRAM
	SJD2-2016-4#	SSC0-6087		5741-SC1-B2
	SJD2-2016-3#			
99	**SJD2-2017-5#	**SSC0-6052		SYSTEM RESTART OS/V51 MICROFICHE LISTING - COMPONENT NUMBER
	SJD2-2017-4#	SSC0-6052		5741-SC1-B3
	SJD2-2017-3#			
99	**SJD2-2018-5#	**SSC0-6053		ALLOCATION OS/V51 MICROFICHE LISTING - COMPONENT NUMBER
	SJD2-2018-4#	SSC0-6053		5741-SC1-B4
	SJD2-2018-3#	SSC0-7002		
99	**SJD2-2019-5#			Q MANAGER OS/V51 MICROFICHE LISTING - COMPONENT NUMBER
	SJD2-2019-4#			5741-SC1-B5
	SJD2-2019-3#			
99	**SJD2-2020-5#			INITIATOR OS/V51 MICROFICHE LISTING - COMPONENT NUMBER
	SJD2-2020-4#			5741-SC1-B6
	SJD2-2020-3#			
99	**SJD2-2021-5#			TERMINATION OS/V51 MICROFICHE LISTING - COMPONENT NUMBER
	SJD2-2021-4#			5741-SC1-B7
	SJD2-2021-3#	SSC0-7062		
99	**SJD2-2022-5#	**SSC0-6054		COMMANDS OS/V51 MICROFICHE LISTING - COMPONENT NUMBER
	SJD2-2022-4#	SSC0-6054		5741-SC1-B8
	SJD2-2022-3#			
99	**SJD2-2023-5#			INTERPRETER OS/V51 MICROFICHE LISTING - COMPONENT NUMBER
	SJD2-2023-4#			5741-SC1-B9
	SJD2-2023-3#			
99	**SJD2-2024-5#			OS/V51 RESTART RDR/DSDR PROCESSING (5741-SC1-BD)
	SJD2-2024-4#			
99	**SJD2-2025-5#	**SSC0-6047		SYSTEM LOG OS/V51 MICROFICHE LISTING - COMPONENT NUMBER
	SJD2-2025-4#	SSC0-6047		5741-SC1-BE
	SJD2-2025-3#			
99	**SJD2-2026-4#			WTP OS/V51 MICROFICHE LISTING - COMPONENT NUMBER 5741-SC1-BF
	SJD2-2026-3#			
99	SJD2-2027-4#			MSI OS/V51 MICROFICHE LISTING - COMPONENT NUMBER 5741-SC1-BG
	SJD2-2027-3#			REL. 2.6
	SJD2-2027-2#			
99	SJD2-2028-3			IMCJOBQD OS/V51 MICROFICHE LISTING - COMPONENT NUMBER
				5741-SC1-17 - REL. 2.6
99	**SJD2-2031-4			GAM OS/V51 MICROFICHE LISTING - COMPONENT NUMBER 5741-SC1-G0
99	**SJD2-2032-4			GSP OS/V51 MICROFICHE LISTING - COMPONENT NUMBER 5741-SC1-07
99	**SJD2-2033-4	**SSC0-6003		RMS OS/V51 MICROFICHE LISTING - COMPONENT NUMBER 5741-SC1-CE
99	**SJD2-2034-4	**SSC0-6086		OS/V51 SYSTEM ASSEMBLER COMPONENT NO. 5741-SC1-03
99	**SJD2-2038-4	**SSC0-6722	**SSC0-6036	OBR/EREP/RDE OS/V51 MICROFICHE LISTING - COMPONENT NUMBER
		**SSC0-6002		5741-SC1-CD
99	**SJD2-2041-4	**SSC0-6042	**SSC0-6007	GTF OS/V51 MICROFICHE LISTING - COMPONENT NUMBER 5741-SC1-11
99	**SJD2-2042-5#	**SSC0-6038		HMASPZAP OS/V51 MICROFICHE LISTING - COMPONENT NUMBER
	SJD2-2042-4#	SSC0-6038		5741-SC1-12
	SJD2-2042-3#			
99	**SJD2-2043-4	**SSC0-6008		HMDPRDMP OS/V51 MICROFICHE LISTING - COMPONENT NUMBER
				5741-SC1-13
99	SJD2-2044-3			HMDSDMP OS/V51 MICROFICHE LISTING - COMPONENT NUMBER
				5741-SC1-15 - REL. 2.6
99	SJD2-2045-3			HMAPTFLE OS/V51 MICROFICHE LISTING - COMPONENT NUMBER
				5741-SC1-16 - REL. 2.6

99	**SJD2-2046-4	**SSC0-6761	**SSC0-6037	OLTEP OS/VS1 MICROFICHE LISTING - COMPONENT NUMBER
		**SSC0-6005		5741-SC1-06
99	SJD2-2047-2			EXTENDED SVC ROUTER OS/VS1 MICROFICHE LISTING - COMPONENT
				NUMBER 5741-SC1-CF
99	**SJD2-2048-4	**SSC0-6028		IEHLIST MICROFICHE LISTING - COMPONENT NUMBER 5741-SC1-U2
99	SJD2-2049-4	**SSC0-6065	**SSC0-6011	BTAM OS/VS1 MICROFICHE LISTING - COMPONENT NUMBER
				REL. 2.6
99	**SJD2-2051-4#			OCR OS/VS1 MICROFICHE LISTING - COMPONENT NUMBER 5741-SC1-D5
	SJD2-2051-3#			
99	SJD2-2053-3#			IEBTCRIN OS/VS1 MICROFICHE LISTING - COMPONENT NUMBER
	SJD2-2053-2#			5741-SC1-UG - REL. 2.6
	SJD2-2053-1#			
99	**SJD2-2054-5#	**SSC0-6066		CHECKPOINT RESTART OS/VS1 MICROFICHE LISTING - COMPONENT
	SJD2-2054-4#	SSC0-6066		5741-SC1-09
	SJD2-2054-3#			
99	**SJD2-2055-5#			FETCH OS/VS1 MICROFICHE LISTING - COMPONENT NUMBER
	SJD2-2055-4#			5741-SC1-C7
	SJD2-2055-3#			
99	**SJD2-2057-4	**SSC0-6462	**SSC0-6073	SAM OS/VS1 MICROFICHE LISTING - COMPONENT NUMBER 5741-SC1-D0
		**SSC0-6015		
99	**SJD2-2058-4	**SSC0-6482	**SSC0-6016	OPEN/CLOSE/EOW OS/VS1 MICROFICHE LISTING - COMPONENT NUMBER
		**SSC0-6074		5741-SC1-DL
99	**SJD2-2059-5#	**SSC0-6075		PAM OS/VS1 MICROFICHE LISTING - COMPONENT NUMBER 5741-SC1-D2
	SJD2-2059-4#	SSC0-6075		
99	**SJD2-2060-4	**SSC0-6541	**SSC0-6018	DADSM OS/VS1 MICROFICHE LISTING - COMPONENT NUMBER
		**SSC0-6076		5741-SC1-D4
99	**SJD2-2061-4	**SSC0-6077	**SSC0-6019	MICR OS/VS1 MICROFICHE LISTING - COMPONENT NUMBER
				5741-SC1-D6
99	**SJD2-2062-4	**SSC0-6601	**SSC0-6022	DAM OS/VS1 MICROFICHE LISTING - COMPONENT NUMBER 5741-SC1-D7
		**SSC0-6078		
99	**SJD2-2063-4	**SSC0-6079	**SSC0-6023	ISAM OS/VS1 MICROFICHE LISTING - COMPONENT NUMBER
				5741-SC1-D8
99	**SJD2-2064-4	**SSC0-7422	**SSC0-6024	JAM OS/VS1 MICROFICHE LISTING - COMPONENT NUMBER 5741-SC1-D9
		**SSC0-6060		
99	**SJD2-2067-3			DASD ERP OS/VS1 MICROFICHE LISTING - COMPONENT NUMBER
				5741-SC1-CA
99	**SJD2-2068-5#	**SSC0-6033		OS/VS1 LINKAGE EDITOR MICROFICHE LISTING - COMPONENT NUMBER
	SJD2-2068-4#	SSC0-6033		5741-SC1-04
	SJD2-2068-3#	SSC0-6021		
99	**SJD2-2069-4			LOADER OS/VS1 MICROFICHE LISTING - COMPONENT NUMBER
				5741-SC1-05
99	**SJD2-2074-4	**SSC0-7142	**SSC0-6071	OS/VS1 JES COMPATIBILITY INTERFACE (5741-SC1-DB)
				5741-SC1-DB
99	**SJD2-2076-3	**SSC0-6030		HMBLIST OS/VS1 MICROFICHE LISTING - COMPONENT NUMBER
				5741-SC1-14
99	SJD2-2077-4#			IBCDMPRS OS/VS1 MICROFICHE LISTING - COMPONENT NUMBER
	SJD2-2077-3#			5741-SC1-IO - REL. 2.6
	SJD2-2077-2#			
99	**SJD2-2078-4#			IBCDASDI MICROFICHE LISTING - COMPONENT NUMBER 5741-SC1-I1
	SJD2-2078-3#			
99	SJD2-2079-1			ICAPRTBL MICROFICHE LISTING - COMPONENT NUMBER 5741-SC1-I2
99	**SJD2-2080-4	**SSC0-6121	**SSC0-6027	IEHDASDR OS/VS1 MICROFICHE LISTING - COMPONENT NUMBER
		**SSC0-6035		5741-SC1-U0
99	SJD2-2081-1			IEHIOSUP OS/VS1 MICROFICHE LISTING - COMPONENT NUMBER
				5741-SC1-U1
99	**SJD2-2082-3	**SSC0-6062		IEHATLAS OS/VS1 MICROFICHE LISTING - COMPONENT NUMBER
				5741-SC1-UF
99	**SJD2-2084-4	**SSC0-7501	**SSC0-6039	CRJE OS/VS1 MICROFICHE LISTING - COMPONENT NUMBER
		**SSC0-6006		5741-SC1-0A
99	**SJD2-2085-4	**SSC0-6029		OS/VS1 COMPONENT NO. 5741-SC1-U6, IEBCOPY, LISTINGS
				5741-SC1-U6
99	**SJD2-2086-4			OS/VS1 COMPONENT NO. 5741-SC1-U7, IEBCGENER, LISTINGS
99	**SJD2-2087-4	**SSC0-6084		IEBUPDTE OS/VS1 MICROFICHE LISTING - COMPONENT NUMBER
				5741-SC1-U8
99	SJD2-2088-4			IEBPTPCH OS/VS1 MICROFICHE LISTING - COMPONENT NUMBER
				5741-SC1-UA
99	**SJD2-2089-4	**SSC0-6026		OS/VS1 COMPONENT NO. 5741-SC1-UK, IEBCOMPR LISTINGS
99	**SJD2-2090-4			IEBISAM OS/VS1 MICROFICHE LISTING - COMPONENT NUMBER
				5741-SC1-UH
99	**SJD2-2091-4	**SSC0-6083		IEBDG OS/VS1 MICROFICHE LISTING
				5741-SC1-UJ
99	**SJD2-2092-4	**SSC0-6202	**SSC0-6025	IEHMOVE OS/VS1 MICROFICHE LISTING
		**SSC0-6061		5741-SC1-UC
99	SJD2-2094-2			SMF OS/VS1 MICROFICHE LISTING
				COMPONENT NUMBER - 5741-SC1-02
99	**SJD2-2096-4	**SSC0-6181		OS/VS1 COMPONENT, NO. 5741-SC1-U3, IEHPRGM LISTINGS
99	**SJD2-2097-4			OS/VS1 COMPONENT NO. 5741-SC1-UD IEHINITT, LISTINGS
99	SJD2-2098-4#			OS/VS1 COMPONENT NO. 5741-SC1-UE, IEHSTATR LISTINGS
	SJD2-2098-3#			
99	**SJD2-2099-4	**SSC0-6521	**SSC0-6017	CATALOG OS/VS1 MICROFICHE LISTING
				5741-SC1-D3
99	SJD2-2100-3#	**SSC0-6072		PASSWORD PROTECT OS/VS1 MICROFICHE LISTING
	SJD2-2100-2#	SSC0-6072		COMPONENT NUMBER - 5741-SC1-DC
	SJD2-2100-1#			
99	**SJD2-2101-5#	**SSC0-6085		TAPE ERP/VES OS/VS1 MICROFICHE LISTING
	SJD2-2101-4#	SSC0-6085		5741-SC1-CC REL. 3.1
	SJD2-2101-3#			
99	**SJD2-2102-2#			IEBEDIT OS/VS1 MICROFICHE LISTING
	SJD2-2102-1#			
99	SJD2-2105-4#	**SSC0-6046		RES (REMOTE ENTRY SYSTEM) RELEASE 2 - PROGRAM NUMBER
	SJD2-2105-3#	SSC0-6046		5741-SC1-BB - REL. 2.6
	SJD2-2105-2#			
99	**SJD2-2106-3#	**SSC0-6009		OS/VS1 5741-SC1-18 MDPRPDMP (EDIT-UTILITY PRINT DUMP)
	SJD2-2106-2#			

99	SJD2-2107-1#			REMOTE ENTRY SERVICE ACCOUNT FACILITY RELEASE 2 - PROGRAM
	SJD2-2107-0#			NO. 5741-SC1-BC - REL. 2.6
99	**SJD2-2108-3#	**SSC0-6013		3505/3525 RDR/PCH (READER/PUNCH) - PROGRAM NUMBER
	SJD2-2108-2#			5741-SC1-DD
	SJD2-2108-1#			
99	SJD2-2110-3#			OS/VS1 5741-SC1-CP EX F/P SIMULATOR - REL. 2.6
	SJD2-2110-2#			
99	SJD2-2111-4#	**SSC0-6057		NO. 5741-SC1-C8 - REL. 2.6
	SJD2-2111-3#	SSC0-6057		
99	SJD2-2112-0#			OS/VS1 DSS MICROFICHE ASSEMBLY LISTINGS - PROGRAM NUMBER
	SJD2-2112-0#			5741-SC1-10
99	**SJD2-2113-1#	**SSC0-6081		OS/VS2 REL. 03.1 PROG. LISTINGS, COMPONENT NO. 5741-SC1-23
	SJD2-2113-0#	SSC0-6081		
99	**SJD2-2114-3#	**SSC0-6034		OS/VS1 IDCAMS MICROFICHE ASSEMBLY LISTINGS,
	SJD2-2114-2#	SSC0-6034		5741-SC1-DK
	SJD2-2114-1#	SSC0-7010		
99	**SJD2-2115-2#			OS/VS1 5741-SC1-DF SENECA-3890 DOC. PROCESSOR
	SJD2-2115-1#			PROGRAM LISTINGS
	SJD2-2115-0#	SSC0-7616		
99	**SJD2-2116-2#			OS/VS1 5741-SC1-DL SHARKS-3886 OCR
	SJD2-2116-1#			PROG. LISTINGS
	SJD2-2116-0#	SSC0-7620		
99	**SJD2-2117-4#			OS/VS1 SYSTEM MODULE STATUS PROGRAM LISTINGS
	SJD2-2117-3#			
99	**SJD2-2118-3#	**SSC0-6068		OS/VS1 VSAM, COMPONENT NO. 5741-SC1-DE LISTINGS
	SJD2-2118-2#	SSC0-6068		
99	**SJD2-2119-2#	**SSC0-7630	**SSC0-6010	OS/VS1 DSS, COMPONENT NO. 5741-SC1-10 LISTINGS
99	**SJD2-2121-1#			OS/VS1 POWER WARNING FEATURE, COMPONENT NO. 5741-SC10-E
99	**SJD2-2122-2#	**SSC0-6048		OS/VS1 ISSP, COMPONENT NO. 5741-SC1-BK LISTINGS
	SJD2-2122-1#	SSC0-6048		
99	**SJD2-2124-1#	**SSC0-7310	**SSC0-7311	OS/VS1 TCAM, COMPONENT NO. 5741-SC1-21 LISTINGS
		**SSC0-6059	**SSC0-7312	
99	**SJD2-2128-1#	**SSC0-6058		OS/VS1 REL. 03.1 PROG. LISTINGS, COMPONENT NO. 5741-SC1-S1
	SJD2-2128-0#	SSC0-6058		
99	**SJD2-2129-2#			OS/VS1 5741-SC1-19 IMCOSJDQ - ASSEMBLER PROG. LISTINGS
	SJD2-2129-1#			
99	**SJD2-2134-0#	**SSC0-7250	**SSC0-7251	OS/VS1 REL. 03.1 PROG. LISTINGS, COMPONENT NO. 5741-SC1-0C
		**SSC0-6031	**SSC0-6044	
99	SJD2-2135-0#			OS/VS1 5741-SC1-BL JOB LIST MGR ASSEMBLER PROG. LISTINGS
99	**SJD2-2419-0#			SSP MODULES FOR OS/VS - RELEASE 3.1 LISTINGS - PROG. NO.
				5744-BA2
99	**GJD2-4002-0#			370 DOS BTAM, MICROFICHE LISTING, PROG. NO. 370N-CQ-469
30	**LJD2-4106-0#			3704/5 EMULATOR PRPQ P85004 SIX BIT TRANSCODE - PROGRAM
				NUMBER 5799-AGA
30	**LJD2-4107-0#			3705/4 EP PRPQ P85007 SPECIAL START-STOP - PROGRAM NUMBER
				5799-AGK
30	**GJD2-4112-0#			3705 USASCII TRNAPARENCY (PRPQ P85003) MICROFICHE,
				PROG. NO. 5799-AFZ
99	**SJD2-4120-0#			DOS/VS SSP MODULES, LISTINGS - PROG. NO. 5747-AJ2
99	**SJD2-4121-0#	**SSC0-8024	**SSC0-8026	NCP MODULES FOR OS/VS - LISTINGS - PROG. NO. 5744-BA2
99	**SJD2-4122-0#	**SSC0-8023	**SSC0-8025	DOS/VS NCP LISTINGS - PROG. NO. 5747-AJ2
99	SJD2-4200-0#	**SNC1-4200	**SNC1-4202	TOOLS LIST OS/VS2
				OS/VS2 RELEASE 2.0
99	SJD2-4201-0#	**SNC1-4201		OS/VS2 RELEASE 02.0 SYSTEM CROSS REFERENCE SAMPLE
				SYSGEN INDEX
99	SJD2-4230-0#			OS/VS2 RELEASE 020 JES2 5752-SC1-BH
99	SJD2-4240-0#	**SNC1-4240		OS/VS2 RELEASE 020 EXTERNAL WRITER 5752-SC1-B2
99	SJD2-4250-0#	**SNC1-4250	**SNC1-4252	OS/VS2 RELEASE 020 SCHED RESTART 5752-SC1-B3
		**SNC1-4251		
99	SJD2-4260-0#	**SNC1-4260	**SNC1-4261	OS/VS2 RELEASE 020 ALLOC/UNALLOCATE 5752-SC1-B4
		**SNC1-4262		
99	SJD2-4270-0#	**SNC1-4270		OS/VS2 RELEASE 020 SWA MANAGER 5752-SC1-B5
99	SJD2-4280-0#	**SNC1-4280		OS/VS2 RELEASE 020 INCTIATOR 5752-SC1-B6
99	SJD2-4300-0#	**SNC1-4300	**SNC1-4301	OS/VS2 RELEASE 020 MSTR SCHLOR CMDS 5752-SC1-B8
		**SNC1-4302		
99	SJD2-4310-0#	**SNC1-4310	**SNC1-4311	OS/VS2 RELEASE 020 CONVT/INTERPRETER 5752-SC1-B9
99	SJD2-4320-0#	**SNC1-4320	**SNC1-4320	OS/VS2 RELEASE 020 DASD ERP 5752-SC1-CA
99	SJD2-4330-0#	**SNC1-4330	**SNC1-4331	OS/VS2 RELEASE 020 UNIT RECORD ERP 5752-SC1-CB
99	SJD2-4340-0#	**SNC1-4340		OS/VS2 RELEASE 020 TAPE ERP/VES 5752-SC1-CC
99	SJD2-4350-0#	**SNC1-4350	**SNC1-4351	OS/VS2 RELEASE 020 OBR/EREP/RDE 5752-SC1-CD
99	SJD2-4360-0#	**SNC1-4360	**SNC1-4361	OS/VS2 RELEASE 020 RMS 5752-SC1-CE
		**SNC1-4362		
99	SJD2-4370-0#	**SNC1-4370		OS/VS2 RELEASE 020 EXTEND SVC ROUTER 5752-SC1-CF
99	SJD2-4380-0#	**SNC1-4380		OS/VS2 RELEASE 020 SVC 109 5752-SC1-CG
99	SJD2-4390-0#	**SNC1-4390		OS/VS2 RELEASE 020 VIRT STORAGE MAN 5752-SC1-CH
99	SJD2-4400-0#	**SNC1-4400	**SNC1-4401	OS/VS2 RELEASE 020 CONTENTS SUPER VSR 5752-SC1-CJ
		**SNC1-4402		
99	SJD2-4410-0#	**SNC1-4410	**SNC1-4410	OS/VS2 RELEASE 020 COMMUNICAT TASK 5752-SC1-CK
99	SJD2-4420-0#	**SNC1-4420	**SNC1-4421	OS/VS2 RELEASE 020 TASK MAN 5752-SC1-CL
		**SNC1-4422		
99	SJD2-4430-0#	**SNC1-4430	**SNC1-4430	OS/VS2 RELEASE 020 RECOVERY TERMIN 5752-SC1-CM
99	SJD2-4440-0#			OS/VS2 RELEASE 020 EXT PREC FLT PT S 5752-SC1-CP
99	SJD2-4450-0#	**SNC1-4450	**SNC1-4451	OS/VS2 RELEASE 020 MF/1 5752-SC1-CQ
99	SJD2-4460-0#	**SNC1-4460	**SNC1-4461	OS/VS2 RELEASE 020 REAL STORAGE MAN 5752-SC1-CR
		**SNC1-4462		
99	SJD2-4470-0#	**SNC1-4470		OS/VS2 RELEASE 020 REG CONTROL TASK 5752-SC1-CU
99	SJD2-4480-0#	**SNC1-4480	**SNC1-4481	OS/VS2 RELEASE 020 TIMER SUPER VISION 5752-SC1-CV
		**SNC1-4482		
99	SJD2-4490-0#	**SNC1-4490	**SNC1-4492	OS/VS2 RELEASE 020 AUX STORAGE MAN 5752-SC1-CW
		**SNC1-4491		
99	SJD2-4500-0#	**SNC1-4500		OS/VS2 RELEASE 020 SYS RESRC MGR 5742-SC1-CX
99	SJD2-4510-0#			OS/VS2 RELEASE 020 RASIX PART TREE S 5752-SC1-CY
99	SJD2-4520-0#	**SNC1-4520	**SNC1-4521	OS/VS2 RELEASE 020 MP RECONFIG 5752-SC1-CZ

99	SJD2-4540-0	**SNC1-4540		OS/V52 RELEASE 020 OVERLAY SUPER VSR 5752-SC1-C2
99	SJD2-4550-0	**SNC1-4550	**SNC1-4551	OS/V52 RELEASE 020 IOS 5752-SC1-C3
		**SNC1-4552		
99	SJD2-4560-0	**SNC1-4560	**SNC1-4561	OS/V52 RELEASE 020 DIDOCS 5752-SC1-C4
99	SJD2-4570-0	**SNC1-4570	**SNC1-4571	OS/V52 RELEASE 020 SUPERVISOR CONTROL 5752-SC1-C5
		**SNC1-4572		
99	SJD2-4580-0	**SNC1-4580		OS/V52 RELEASE 020 EXCP 5752-SC1-C6
99	SJD2-4590-0	**SNC1-4590		OS/V52 RELEASE 020 FETCH 5752-SC1-C7
99	SJD2-4600-0	**SNC1-4600		OS/V52 RELEASE 024 NIP 5752-SC1-C8
99	SJD2-4610-0	**SNC1-4610		OS/V52 RELEASE 020 IPL 5752-SC1-C9
99	SJD2-4620-0	**SNC1-4620	**SNC1-4621	OS/V52 RELEASE 020 BLOCK PROCESSOR LISTINGS, COMPONENT NO. 5752-SC1-DA
99	SJD2-4630-0	**SNC1-4630	**SNC1-4631	OS/V52 RELEASE 020 SAM SUBSYS INTERFACE LISTINGS, COMPONENT NO. 5752-SC1-DB
99	SJD2-4640-0	**SNC1-4640	**SNC1-4641	OS/V52 RELEASE 020 PASSWORD PROTECT LISTINGS, COMPONENT NO. 5752-SC1-DC
99	SJD2-4650-0	**SNC1-4650		OS/V52 RELEASE 020 3505/3525 READER PUNCH SUPPORT LISTINGS (5752-SC1-DD)
99	SJD2-4660-0	**SNC1-4660	**SNC1-4661	OS/V52 RELEASE 020 VSAM/VSAM CATALOG LISTINGS COMPONENT NO. 5752-SC1-DE
99	SJD2-4670-0	**SNC1-4670	**SNC1-4671	OS/V52 RELEASE 020 3890 DOCUMENT PROCESSOR LISTINGS, COMPONENT NO. 5752-SC1-DF
99	SJD2-4680-0	**SNC1-4680		OS/V52 RELEASE 020 VBP LISTINGS, COMPONENT NO. 5752-SC1-DG
99	SJD2-4690-0	**SNC1-4690	**SNC1-4691	OS/V52 RELEASE 020 CATALOG CONTROLLER 3 LISTINGS, COMPONENT NO. 5752-SC1-DH
99	SJD2-4700-0			OS/V52 RELEASE 020 WINDOW INTERCEPT LISTINGS, COMPONENT NO. 5752-SC1-DJ
99	SJD2-4710-0	**SNC1-4710	**SNC1-4711	OS/V52 RELEASE 020 ACCESS METHOD SERVICES COMPONENT NO. 5752-SC1-DK
99	SJD2-4720-0	**SNC1-4720	**SNC1-4721	OS/V52 RELEASE 020 3886 OCR LISTINGS, COMPONENT NO. 5752-SC1-DL
99	SJD2-4730-0	**SNC1-4730	**SNC1-4731	OS/V52 RELEASE 020 SAM LISTINGS, COMPONENT NO. 5752-SC1-DO
99	SJD2-4740-0	**SNC1-4740	**SNC1-4742	OS/V52 RELEASE 020 OPEN/CLOSE/EOV LISTINGS, COMPONENT NO. 5752-SC1-D1
		**SNC1-4741		
99	SJD2-4750-0	**SNC1-4750		OS/V52 RELEASE 020 PAM LISTINGS, COMPONENT NO. 5752-SC1-D2
99	SJD2-4770-0	**SNC1-4770	**SNC1-4771	OS/V52 RELEASE 020 DADSM 5752-SC1D4
		**SNC1-4772		
99	SJD2-4780-0	**SNC1-4780		OS/V52 RELEASE 020 OCR 5752-SC1D5
99	SJD2-4790-0	**SNC1-4790	**SNC1-4791	OS/V52 RELEASE 020 MICR 5752-SC1D6
99	SJD2-4800-0	**SNC1-4801	**SNC1-4800	OS/V52 RELEASE 020 DAM 5752-SC1-D7
99	SJD2-4810-0	**SNC1-4810	**SNC1-4811	OS/V52 RELEASE 020 ISAM 5752-SC1D8
99	SJD2-4820-0	**SNC1-4820	**SNC1-4822	OS/V52 RELEASE 020 GAM 5752-SC1G0
		**SNC1-4821		
99	SJD2-4830-0	**SNC1-4830		OS/V52 RELEASE 020 IBCDMPRS 5752-SC1I0
99	SJD2-4840-0	**SNC1-4840	**SNC1-4841	OS/V52 RELEASE 020 IBCDASDI 5752-SC1-I1
99	SJD2-4850-0			OS/V52 RELEASE 020 ICAPRTBL 5752-SC1-I2
99	SJD2-4860-0	**SNC1-4860	**SNC1-4861	OS/V52 RELEASE 020 TSO EDIT 5752-SC1-T0
		**SNC1-4862		
99	SJD2-4870-0	**SNC1-4870	**SNC1-4871	OS/V52 RELEASE 020 TSO TEST 5752-SC1-T1
		**SNC1-4872		
99	SJD2-4880-0	**SNC1-4880	**SNC1-4881	OS/V52 RELEASE 020 TSO UTILITIES 5752-SC1T2
99	SJD2-4890-0	**SNC1-4891	**SNC1-4890	OS/V52 RELEASE 020 TSO TIOC 5752-SC1-T3
99	SJD2-4900-0	**SNC1-4900	**SNC1-4901	OS/V52 RELEASE 020 TSO SCHEDULER 5752-SC1-T4
		**SNC1-4902		
99	SJD2-4910-0	**SNC1-4910	**SNC1-4911	OS/V52 RELEASE 020 LINK LOADGO PROMP 5752-SC1-T5
99	SJD2-4920-0	**SNC1-4920	**SNC1-4921	OS/V52 RELEASE 020 TSO TCAM SUBROUTINES
99	SJD2-4930-0			OS/V52 RELEASE 020 DEBTPCH 5752-SC1-UA
99	SJD2-4940-0	**SNC1-4940	**SNC1-4941	OS/V52 RELEASE 020 IEHMOVE 5752-SC1-UC
		**SNC1-4942		
99	SJD2-4950-0	**SNC1-4950		OS/V52 RELEASE 020 IEHINITT 5752-SC1-UD
99	SJD2-4960-0			OS/V52 RELEASE 020 IEHSTATR 5752-SC1-UE
99	SJD2-4970-0	**SNC1-4970	**SNC1-4971	OS/V52 RELEASE 020 IEHATLAS 5752-SC1-UF
99	SJD2-4980-0			OS/V52 RELEASE 020 IEBTCRIN 5752-SC1-UG
99	SJD2-4990-0			OS/V52 RELEASE 020 IEBISAM 5752-SC1-UH
99	SJD2-5000-0			OS/V52 RELEASE 020 IEBDG 5752-SC1-UJ
99	SJD2-5010-0	**SNC1-5010		OS/V52 RELEASE 020 IEBCOMP 5752-SC1-UK
99	SJD2-5020-0			OS/V52 RELEASE 020 IEHUCAT 5752-SC1-UY
99	SJD2-5030-0	**SNC1-5030	**SNC1-5031	OS/V52 RELEASE 020 IEHDASDR 5752-SC1-U0
		**SNC1-5032		
99	SJD2-5040-0	**SNC1-5040		OS/V52 RELEASE 020 IEHLIST 5752-SC1-U2
99	SJD2-5050-0	**SNC1-5051	**SNC1-5050	OS/V52 RELEASE 020 IEHPROGM 5752-SC1-U3
99	SJD2-5060-0	**SNC1-5060	**SNC1-5061	OS/V52 RELEASE 020 IEBCOPY 5752-SC1-U6
99	SJD2-5070-0			OS/V52 RELEASE 020 IEBGENER 5752-SC1-U7
99	SJD2-5080-0	**SNC1-5080	**SNC1-5081	OS/V52 RELEASE 020 IEBUPDTE 5752-SC1-U8
99	SJD2-5090-0	**SNC1-5090	**SNC1-5091	OS/V52 RELEASE 020 IEBEDIT 5752-SC1U9
99	SJD2-5110-0	**SNC1-5110	**SNC1-5111	OS/V52 RELEASE 020 POWR WARN FEATURE 5752-SC10E
99	SJD2-5120-0	**SNC1-5120	**SNC1-5121	OS/V52 RELEASE 020 SMF SCHEDULER 5752-SC1-00
99	SJD2-5130-0	**SNC1-5130		OS/V52 MAPPING MACROS 5752-SC1-01
				OS/V52 RELEASE 2.0
99	SJD2-5140-0	**SNC1-5140		OS/V52 RELEASE 020 SMF 5752-SC1-02
99	SJD2-5150-0	**SNC1-5150		OS/V52 RELEASE 020 ASSEMBLER XF 5752-SC1-03
99	SJD2-5160-0	**SNC1-5161	**SNC1-5160	OS/V52 RELEASE 020 LINKAGE EDITOR 5752-SC1-04
99	SJD2-5170-0	**SNC1-5170		OS/V52 RELEASE 020 LOADER 5752-SC1-05
99	SJD2-5180-0	**SNC1-5180	**SNC1-5181	OS/V52 RELEASE 020 OLTEP 5752-SC1-06
99	SJD2-5190-0			OS/V52 RELEASE 020 GSP 5752-SC1-07
99	SJD2-5200-0	**SNC1-5201	**SNC1-5200	OS/V52 RELEASE 020 CHK PT/RESTART 5752-SC1-09
99	SJD2-5210-0	**SNC1-5210	**SNC1-5211	OS/V52 RELEASE 020 DSS 5752-SC1-10
99	SJD2-5220-0	**SNC1-5220	**SNC1-5221	OS/V52 RELEASE 020 GTF 5752-SC1-11
		**SNC1-5222		
99	SJD2-5230-0	**SNC1-5230		OS/V52 RELEASE 020 AMASPZAP 5752-SC1-12
99	SJD2-5240-0	**SNC1-5240	**SNC1-5241	OS/V52 RELEASE 020 AMDPRDMP 5752-SC1-13
99	SJD2-5250-0	**SNC1-5250		OS/V52 RELEASE 020 AMBLIST 5752-SC1-14
99	SJD2-5260-0	**SNC1-5260	**SNC1-5261	OS/V52 RELEASE 020 AMDSADMP 5752-SC1-15

99	SJD2-5270-0			OS/VS2 RELEASE 020 AMAPTFLE 5752-SC1-16
99	SJD2-5280-0	**SNC1-5280	**SNC1-5281	OS/VS2 RELEASE 020 AMDPRDMP/EDIT 5752-SC1-18
99	SJD2-5290-0	**SNC1-5290	**SNC1-5291	OS/VS2 RELEASE 020 BTAM 5752-SC1-20
		**SNC1-5292		
99	SJD2-5300-0	**SNC1-5300	**SNC1-5302	OS/VS2 RELEASE 020 TCAM 5752-SC1-21
		**SNC1-5301		
99	SJD2-5320-0	**SNC1-5320	**SNC1-5321	OS/VS2 RELEASE 020 VTCAM 5752-SC1-23
99	SJD2-5330-0	**SNC1-5330	**SNC1-5332	OS/VS2 RELEASE 020 SMP 5752-SC1-30
		**SNC1-5331		
97	SJD3-0003-0			PTF NO. 5745-01555 PROGRAM NUMBER 5745-SC-EML COMPONENT OF SBOF-6440
97	SJD3-1000-0			PTF NO. 5745-01403-3 PROGRAM NUMBER 5745-SC-ASM COMPONENT OF SBOF-6440
97	SJD3-1001-0			PTF NO. 5745-00426-3 PROGRAM NUMBER 5745-SC-ASM COMPONENT OF SBOF-6440
97	SJD3-1002-0			PTF NO. 5745-00430-3 PROGRAM NUMBER 5745-SC-ASM COMPONENT OF SBOF-6440
97	SJD3-1003-0			PTF FOR SC-ASM/5745-01405-3 COMP OF SBOF-6440
97	SJD3-1004-0			PTF FOR SC-ASM/5745-01406-3 COMP OF SBOF-6440
97	SJD3-1006-0			PTF FOR SC-ASM/5745-01407-3 COMP OF SBOF-6440
97	**SJD3-1009-0			DOS/VS PTF COMP OF SBOF-6440 PROGRAM ID 5745
97	SJD3-2001-0			DOS/VS PTF LISTINGS COMPONENT OF SBOF-6440 PROGRAM ID 5745
97	**SJD3-2004-0			DOS/VS PTF COMPONENT OF SBOF-6440 PROGRAM ID 5745
97	**SJD3-2006-0			DOS/VS PTF COMPONENT OF SBOF 6440 PROGRAM ID 5745
97	**SJD3-2007-0			DOS/VS PTF COMPONENT OF SBOF 6440 PROG. ID 5745
97	**SJD3-2751-0			DOS/VS PTF COMPONENT OF SBOF-6440 PROGRAM ID 5745-SC-BTM
14	**GL21-9071-0	**GN21-0131		IBM 2501 CARD READER, MODELS A AND B RPQ FEATURES
15	**GL21-9225-0			IBM 7460-4 STUB CARD READER RPQ EE7595 INSTALLATION MANUAL-- PHYSICAL PLANNING
15	**GL22-6936-1	**GN22-0493		IBM 2914 SWITCHING UNIT MODEL 1, RPQ 880882, CUSTOM FEATURE: INSTALLATION MANUAL - PHYSICAL PLANNING
14	**GL22-6937-1#			SYSTEM/360 AND SYSTEM/370 CUSTOM FEATURE DESCRIPTION: 2914 SWITCHING UNIT MODEL 1 - RPQ 880882
14	**GL22-6979-2#			IBM 2947 MODEL 4 CHECK COLLECTION CONTROLLER (RPQ 888264) FUNCTIONAL CHARACTERISTICS - REFERENCE MANUAL
15	**GL22-6982-0			IBM 2947 CHECK COLLECTION CONTROLLER MODEL 4 (RPQ 888264) INSTALLATION MANUAL PHYSICAL PLANNING
14	**GL22-7015-0			IBM 7441-1/1980-9 CUSTOM TERMINAL FUNCTIONAL CHARACTERISTICS OPERATING PROCEDURES AND PHYSICAL PLANNING
14	**GL22-7025-0			2914 STORAGE CONTROL INTERFACE SWITCH MODEL 2 (RPQ 8P0290) PRODUCT DESCRIPTION AND PHYSICAL PLANNING
14	**GL24-3570-0	**GN24-0477		IBM 2946 TERMINAL CONTROL SUBSYSTEM COMPONENT DESCRIPTION AND OPERATING GUIDE
15	**GL24-3571-3			IBM 2946 TERMINAL CONTROL SUBSYSTEM INSTALLATION MANUAL PHYSICAL PLANNING
14	**GL24-3618-1			2956 MODEL 8 CARD READER RPQ 810582 CUSTOM UNIT DESCRIPTION AND PHYSICAL PLANNING
99	**SQ7-1938-1			DOS/VS DISK ERP 5745-SC-DKE DOS/VS MICROFICHE RELEASE 2.9
99	**SQ7-1948-1			DOS/VS JCL 5745-SC-JCL DOS/VS MICROFICHE RELEASE 2.9
99	**SQ7-1949-1			DOS/VS LIBRARIAN 5745-SC-LBR DOS/VS MICROFICHE RELEASE 2.9
99	**SQ7-1950-1			DOS/VS LINKAGE EDITOR 5745-SC-LNK DOS/VS MICROFICHE RELEASE 2.9
99	**SQ7-1954-1			DOS/VS PDAIDS 5745-SC-PDA DOS/VS MICROFICHE RELEASE 2.8
99	**SQ7-1956-1	**SNC7-1962		DOS/VS POWER 5745-SC-PWR DOS/VS MICROFICHE RELEASE 2.9
99	**SQ7-1958-1			DOS/VS RMSR 5745-RMS DOS/VS MICROFICHE RELEASE 2.9
99	**SQ7-1963-1			DOS/VS VSAM 5745-SC-VSM DOS/VS MICROFICHE RELEASE 2.8
99	**SQ7-1964-1			DOS/VS DOS DISTRIBUTION PROG. 5745-SC-DIS DOS/VS MICROFICHE RELEASE 2.9
99	**SQ7-1965-2			DOS/VS MICROFICHE INDEX DOS/VS MICROFICHE RELEASE 2.8
99	SQD2-2000-1			OS/VS1 RELEASE 2 5741-SC1-C1 - IPL
99	SQD2-2001-1			OS/VS1 RELEASE 2 5741-SC1-C3 - IOS
99	SQD2-2002-1			OS/VS1 RELEASE 2 5741-SC1-C5 - SUPERVISOR
99	SQD2-2009-1			OS/VS1 RELEASE 2 5741-SC1-00 - SCHEDULER
99	SQD2-2010-1			OS/VS1 RELEASE 2 5741-SC1-CB - UNIT RECORD
99	SQD2-2014-1			OS/VS1 RELEASE 2 5741-SC1-B0 - JECS
99	SQD2-2015-1			OS/VS1 RELEASE 2 5741-SC1-B1 - INPUT STREAM CTL.
99	SQD2-2016-1			OS/VS1 RELEASE 2 5741-SC1-B2 - OUTPUT STREAM CTL.
99	SQD2-2017-1			OS/VS1 RELEASE 2 5741-SC1-B3 - SYS RESTART
99	SQD2-2018-1			OS/VS1 RELEASE 2 5741-SC1-B4 - ALLOCATION
99	SQD2-2019-1			OS/VS1 RELEASE 2 5741-SC1-B5 - Q MANAGER
99	SQD2-2020-1			OS/VS1 RELEASE 2 5741-SC1-B6 - INITIATOR
99	SQD2-2021-1			OS/VS1 RELEASE 2 5741-SC1-B7 - TERMINATION
99	SQD2-2022-1			OS/VS1 RELEASE 2 5741-SC1-B8 - COMMANDS
99	SQD2-2023-1			OS/VS1 RELEASE 2 5741-SC1-B9 - INTERPRETER
99	SQD2-2024-1			OS/VS1 RELEASE 2 5741-SC1-BD - RESTART PROCESS
99	SQD2-2025-1			OS/VS1 RELEASE 2 5741-SC1-BE - SYST LOG
99	SQD2-2027-1			OS/VS1 RELEASE 2 5741-SC1-BF - MSI
99	SQD2-2028-1			OS/VS1 RELEASE 2 5741-SC1-17 - IMCJOBQD
99	SQD2-2030-1			OS/VS1 RELEASE 2 5741-SC1-C4 - DIDOCS
99	SQD2-2031-1			OS/VS1 RELEASE 2 5741-SC1-G0 - GAM
99	SQD2-2032-1			OS/VS1 RELEASE 5741-SC1-07 - GSP
99	SQD2-2033-1			OS/VS1 RELEASE 2 5741-SC1-CE - RMS
99	SQD2-2034-1			OS/VS1 RELEASE 2 5741-SC1-03 - ASSEMB XF
99	SQD2-2038-1			OS/VS1 RELEASE 5741-SC1-CD - OBR/ERP/RDE
99	SQD2-2041-1			OS/VS1 RELEASE 2 5741-SC1-11 - GTF
99	SQD2-2042-1			OS/VS1 RELEASE 5741-SC1-12 - HMASPZAP
99	SQD2-2043-1			OS/VS1 RELEASE 2 5741-SC1-13 - HMDPRDMP
99	SQD2-2044-1			OS/VS1 RELEASE 2 5741-SC1-15 - HMDSADMP
99	SQD2-2045-1			OS/VS1 RELEASE 2 5741-SC1-16 - HMAPTFLE
99	SQD2-2046-1			OS/VS1 RELEASE 2 5741-SC1-06 - OLTEP
99	SQD2-2047-1			OS/VS1 RELEASE 5741-SC1-CF - EXTENDED SVC
99	SQD2-2048-1			OS/VS1 RELEASE 5741-SC1-U2 - IEHLIST
99	SQD2-2049-1			OS/VS1 RELEASE 2 5741-SC1-20 - BTAM

99	SQD2-2054-1			OS/VS2 RELEASE 5741-SC1-09 - CHECK POINT
99	SQD2-2055-1			OS/VS2 RELEASE 5741-SC1-C7 - FETCH
99	SQD2-2056-1			OS/VS1 RELEASE 2 5741-SC1-C2 - OVERLAY SUPER
99	SQD2-2057-1			OS/VS1 RELEASE 5741-SC1-D0 - SAM
99	SQD2-2058-1			OS/VS1 RELEASE 2 5741-SC1-D1 - EOVS
99	SQD2-2059-1			OS/VS1 RELEASE 2 5741-SC1-D2 - PAM
99	SQD2-2060-1			OS/VS1 RELEASE 2 5741-SC1-D4 - DADSM
99	SQD2-2061-1			OS/VS1 RELEASE 2 5741-SC1-D6 - MICR
99	SQD2-2062-1			OS/VS1 RELEASE 2 5741-SC1-D4 - DAM
99	SQD2-2063-1			OS/VS1 RELEASE 2 5741-SC1-D8 - ISAM
99	SQD2-2064-1			OS/VS1 RELEASE 2 5741-SC1-D9 - JAM
99	SQD2-2068-1			OS/VS1 RELEASE 2 5741-SC1-04 - LINK EDITOR
99	SQD2-2069-1			OS/VS1 RELEASE 2 5741-SC1-05 - LOADER
99	SQD2-2074-1			OS/VS2 RELEASE 2 5741-SC1-SC1-DB - INTERFACE
99	SQD2-2076-1			OS/VS1 RELEASE 2 5741-SC1-14 - HMBLIST
99	SQD2-2080-1			OS/VS1 RELEASE 2 5741-SC1-U0 - IEHDASDR
99	SQD2-2084-1			OS/VS1 RELEASE 2 5741-SC1-0A - CRJE
99	SQD2-2085-1			OS/VS1 RELEASE 5741-SC1-U6 - IEBCOPY
99	SQD2-2086-1			OS/VS1 RELEASE 2 5741-SC1-U7 - IEBGENER
99	SQD2-2087-1			OS/VS1 RELEASE 2 5741-SC1-U8 - IEBUPDTE
99	SQD2-2088-1			OS/VS1 RELEASE 2 5741-SC1-UA - IEBPTPCH
99	SQD2-2089-1			OS/VS1 RELEASE 2 5741-SC1-UK - IEBCOMPR
99	SQD2-2090-1			OS/VS1 RELEASE 2 5741-SC1-UA - IEBISAM
99	SQD2-2091-1			OS/VS1 RELEASE 2 5741-SC1-U5 - IEBDG
99	SQD2-2092-1			OS/VS1 RELEASE 2 5741-SC1-UC - IEHMOVE
99	SQD2-2096-1			OS/VS1 RELEASE 5741-SC1-U3 - IEHPRGM
99	SQD2-2097-1			OS/VS1 RELEASE 2 5741-SC1-UD - IEHINITT
99	SQD2-2099-1			OS/VS1 RELEASE 2 5741-SC1-D3 - CATALOG
99	SQD2-2101-1			OS/VS1 RELEASE 2 5741-SC1-CC - TAPE ERP/VES
34	GQ24-5090-1			OS/VS1 PLANNING AND USE GUIDE RELEASE 2.0, 2.6
37	GQ24-5093-1			OS/VS1 DEBUGGING GUIDE, RELEASE 2.0, 2.6
34	GQ24-5094-1	**GN24-5475	**GN24-5469	OS/VS1 STORAGE ESTIMATES - RELEASE 2.0, 2.6
		**GN24-5463		
34	**GQ24-5095-1			DOS & DOS/VS TO OS/VS1 IMPLEMENTATION GUIDE OS/VS1 RELEASE
				2.0 & 2.6
36	**GQ26-3784-4			OS/VS CHECKPOINT/RESTART OS/VS1 RELEASE 3.0 & 3.1 OS/VS2
				RELEASE 2.0
34	GQ26-3791-1	**GN26-0762	**GN26-0764	OS/VS1 SYSTEM GENERATOR REFERENCE
34	GQ26-3792-1			OS/VS2 SYSTEM GENERATION REFERENCE OS/VS2 RELEASE 1.6
30	**GQ26-3819-1			OS/VS VSAM OPTIONS FOR ADVANCED APPLICATIONS OS/VS1 RELEASE
				3.0 & 3.1
34	**GQ28-0604-2			OS/VS2 STORAGE ESTIMATES OS/VS2 RELEASE 2.0
36	GQ28-0617-1			OS/VS ICL SERVICES
37	**GQ28-0632-1	**GN28-2582		OS/VS2 DEBUGGING GUIDE OS/VS2 RELEASE 2.0
37	GQ28-0638-1			OS/VS2 LOGREC ERROR RECORDING
				OS/VS2 RELEASE 1.0, 1.6 AND OS/VS1 RELEASE 2.0, 2.6
39	**GQ28-0645-1			OS/VS2 TSO TERMINAL USER'S GUIDE OS/VS2 RELEASE 2.0
39	**GQ28-0646-1	**GN28-2572		OS/VS2 TSO COMMAND LANGUAGE REFERENCE OS/VS2 RELEASE 2.0
37	**GQ28-0666-1	**GN25-0101		OS/VS1 OLTEP (COMPONENT NO. 5741-SC1-06) OS/VS1 RELEASE
				3.0, 3.1
38	**GQ28-6878-1			OS/VS1 RES SYSTEM PROGRAMMERS GUIDE OS/VS1 RELEASE 3.0
30	GQ30-2034-1			OS/VS TCAM PROGRAMMER'S GUIDE - PROGRAM NUMBER 5742-SC1-21
20	**GQ33-5370-2	**GN33-8768	**GN33-8777	INTRODUCTION TO DOS/VS DOS/VS RELEASE 29 & 30
30	**GQ33-5373-2	**GN33-9159	**GN33-9171	DOS/VS SUPERVISOR & I/O MACROS DOS/VS RELEASE 29 & 30
		**GN33-9155		
36	**GQ33-5376-1	**GN33-8767	**GN33-8779	DOS/VS SYSTEM CONTROL STATEMENTS DOS/VS RELEASE 29 & 30
40	**GQ33-5378-1	**GN33-9157	**GN33-9158	DOS/VS OPERATING PROCEDURES DOS/VS RELEASE 29 & 30
		**GN33-9161	**GN33-9172	
40	**GQ33-5379-2	**GN33-9173	**GN33-9156	DOS/VS MESSAGES DOS/VS RELEASE 29 & 30
		**GN33-9162		
37	**GQ33-5380-1	**GN33-8793	**GN33-8780	DOS/VS SERVICEABILITY AIDS DEBUGGING PROCEDURES DOS/VS
				RELEASE 29 & 30
				DOS/VS - SERVICEABILITY SERVICEABILITY DEBUG - S/370 DOS/VS
				DOS/VS - DEBUGGING
30	**GQ33-5382-2	**GN26-0778		DOS/VS UTILITIES ACCESS METHOD SERVICES DOS/VS RELEASE 29
				& 30
36	**GQ33-5403-1			DOS/VS POWER/VS INSTALLATION & OPERATIONS DOS/VS RELEASE 30
40	GQ38-0110-2			OPERATORS LIBRARY, OS/VS1 (RES) REFERENCE, RELEASE 2.0, 2.6
40	GQ38-0120-1			OPERATOR'S LIBRARY: OS/VS CONSOLE CONFIGURATIONS
40	**GQ38-0210-1	**GN28-2575		OPERATORS LIBRARY: OS/VS2 REFERENCE (JES2) OS/VS2
				RELEASE 2.0
40	GQ38-1001-1	**GN24-5472		OS/VS MESSAGE LIBRARY: VS1 SYSTEM MESSAGE, RELEASE 2.0, 2.6
40	**GQ38-1002-2	**GN28-2574		OS/VS MESSAGE LIBRARY: VS2 SYSTEM MESSAGES OS/VS2
				RELEASE 2.0
40	GQ38-1003-2			OS/VS1 MESSAGE LIBRARY: SYSTEM CODES, RELEASE 2.0, 2.6
40	GQ38-1004-1			OS/VS MESSAGE LIBRARY: ROUTING AND DESCRIPTOR CODES
32	GQ38-1005-1			OS/VS MESSAGE LIBRARY UTILITIES MESSAGES
37	GQ38-1006-1			OS/VS MESSAGE LIBRARY: SERVICE AIDS AND OLTEP MESSAGES
40	**GQ38-1008-1	**GN28-2577		OS/VS MESSAGE LIBRARY: VS2 SYSTEM CODES OS/VS RELEASE 2.0
30	**GQ38-1010-1			OS/VS MESSAGE LIBRARY: VS1 RES RTAM AND ACCOUNT MESSAGES
				OS/VS1 RELEASE 3.0
30	GQ61-0013-1	**GN21-7659	**GN21-5169	OS/VS1 DATA MANAGEMENT MACRO LOGIC FOR 1285/1287/1288
				OS/VS2 RELEASE 1.0, 1.6 AND OS/VS1 1.0, 2.0 RELEASE 2.6
36	SQ64-5155-1			OS/VS1 SUPERVISOR LOGIC - RELEASE 2.0, 2.6
30	SQ64-5156-1	**GN24-5464		OS/VS1 I/O SUPERVISOR LOGIC - RELEASE 2.0, 2.6
36	SQ64-5159-1			OS/VS1 CHECKPOINT/RESTART LOGIC - RELEASE 2.0, 2.6
36	SQ64-5160-1			OS/VS1 IPL AND NIP LOGIC - RELEASE 2.0, 2.6
36	SQ64-5161-1			OS/VS1 JOB MANAGEMENT LOGIC - RELEASE 2.0, 2.6
30	SQ66-3785-1			OS/VS OPEN/CLOSE/EOV LOGIC
30	SQ66-3787-1			OS/VS DADSM LOGIC - OS/VS2 RELEASE 1.0, 1.6
				OS/VS1 RELEASE 2.0, 2.6
36	SQ66-3820-1			OS/VS2 CHECKPOINT RESTART LOGIC - OS/VS2 RELEASE 1.6
30	SQ66-3823-1			OS/VS2 I/O SUPERVISOR LOGIC - OS/VS2 RELEASE 1.6

30	**SQ66-3839-1			OS/VS1 OPEN/CLOSE EOVL LOGIC - COMPONENT NO. 5741-SC1-D1 OS/VS1 RELEASE 3.1
37	SQ67-7239-1	**SN27-1407		OS/VS RECOVERY MANAGEMENT SUPPORT LOGIC OS/VS1 RELEASE 2.0, 2.6 OS/VS2 RELEASE 1.6
36	SQ68-0605-1			OS/VS1 SYSTEM DATA AREAS - RELEASE 2.0, 2.6
37	SQ68-0637-1			OS/VS2 OLTEP LOGIC - OS/VS2 RELEASE 1.0, 1.6 AND OS/VS1 RELEASE 1.0
37	SQ68-0639-1			OS/VS2 SYS1 LOGREC ERROR RECORDING LOGIC OS/VS2 RELEASE 1.0, 1.6 AND OS/VS1 RELEASE 2.0, 2.6
37	**SQ68-0643-1			OS/VS2 SERVICE AIDS LOGIC OS/VS2 RELEASE 2.0
39	**SQ68-0650-1			OS/VS2 TERMINAL MONITOR PROGRAM & SERVICE ROUTINES LOGIC OS/VS2 RELEASE 2.0
39	**SQ68-0652-1			OS/VS2 TSO COMMAND PROCESSOR LOGIC VOL IV OS/VS2 RELEASE 2.0
30	**SQ68-6849-1	**SN24-5495		OS/VS1 RES RTAM AND WORKSTATION SUPPORT LOGIC - COMPONENT NO. 5741-SC1-BB OS/VS1 RELEASE 3.0,3.1
39	**SQ73-8548-1			OS/VS2 TSO COMMAND PROCESSOR LOGIC VOL 2: EDIT OS/VS2 RELEASE 2.0
36	**SQ73-8551-1	**SN33-8769	**SN33-8770	DOS/VS SUPERVISOR LOGIC DOS/VS RELEASE 29 & 30
		**SN33-8790		
36	**SQ73-8555-1	**SN33-8774	**SN33-8792	DOS/VS IPL & JOB CONTROL LOGIC DOS/VS RELEASE 29 & 30
30	**SQ73-8562-1	**SN33-9163	**SN26-0772	DOS/VS LIOCS VOL. 4, VSAM LOGIC DOS/VS RELEASE 29 & 30
30	SQ75-0003-1			OS/VS CATALOGUE MANAGEMENT LOGIC - COMPONENT NOS. 5741 AND 5742-SC1-D3 - OS/VS2 RELEASE 1.0 AND OS/VS1 1.0
85	**SR20-4193-0			TSO COMMAND LANGUAGE FOR APPLICATION PROGRAMMERS - A PRIMER TERMINAL-ORIENTED SELF-STUDY TEXT
85	**SR20-4194-0#			TSO COMMAND LANGUAGE FOR ADMINISTRATIVE APPLICATIONS A PRIMER: TERMINAL-ORIENTED SELF-STUDY TEXT
85	**SR20-4194-0#			INTRODUCTION TO VIRTUAL STORAGE IN SYSTEM/370 STUDENT TEXT
85	**GR20-4260-1			CMS FOR PROGRAMMERS -- A PRIMER: (VM/370) TERMINAL-ORIENTED SELF-STUDY TEXT
85	**SR20-4438-0			IBM SYSTEM/370 OPERATOR'S REFERENCE GUIDE INTRODUCTION TO DATA COMMUNICATIONS SYSTEMS STUDENT TEXT
40	**SR20-4460-0			IBM 3705 EMULATION - REFERENCE CARD
85	**SR20-4461-0			OS/VS2 DATA AREAS PROG. NO. 5752 OS/VS2 RELEASE 2.0
09	**GR29-0296-1			DOS/VS ATTENTION ROUTINES 5745-SC-AIT DOS/VS MICROFICHE RELEASE 2.8
99	**STB8-0606-1	**SNC7-1925		DOS/VS ACCESS METHOD SERVICES 5745-SC-AMS DOS/VS MICROFICHE RELEASE 2.8
99	STC7-1932-0			DOS/VS ASSEMBLER 5745-SC-ASM
99	STC7-1933-0			DOS/VS DIRECT ACCESS METHOD 5745-SC-DAM DOS/VS MICROFICHE RELEASE 2.8
99	STC7-1934-0	**SNC7-1926		DOS/VS DISK ERP 5745-SC-DKE DOS/VS MICROFICHE RELEASE 2.8
99	STC7-1937-0	**SNC7-1928		DOS/VS DISPLAY OPERATOR CONSOLE 5745-SC-DOC DOS/VS MICROFICHE RELEASE 2.8
99	STC7-1938-0	**SNC7-1932		DOS/VS MODEL 20 EMULATOR 5745-SC-E20 DOS/VS MICROFICHE RELEASE 2.8
99	STC7-1939-0	**SNC7-1933		DOS/VS COMPILER I/O MODULES 5745-SC-IOM DOS/VS MICROFICHE RELEASE 2.8
99	STC7-1943-0	**SNC7-1932		DOS/VS IPL AND BUFFER 5745-SC-IPL DOS/VS MICROFICHE RELEASE 2.8
99	STC7-1944-0	**SNC7-1933		DOS/VS JCL 5745-SC-JCL DOS/VS MICROFICHE RELEASE 2.8
99	STC7-1946-0	**SNC7-1935		DOS/VS LIBRARIAN 5745-SC-LBR DOS/VS MICROFICHE RELEASE 2.8
99	STC7-1948-0	**SNC7-1937		DOS/VS LINKAGE EDITOR 5745-SC-LNK DOS/VS MICROFICHE RELEASE 2.8
99	STC7-1949-0	**SNC7-1938		DOS/VS PDAIDS 5745-SC-PDA DOS/VS MICROFICHE RELEASE 2.9
99	STC7-1950-0	**SNC7-1939		DOS/VS POWER 5745-SC-PWR
99	STC7-1954-0	**SNC7-1941		DOS/VS RMSR 5745-SC-RMS DOS/VS MICROFICHE RELEASE 2.8
99	STC7-1956-0	**SNC7-1942		DOS/VS SYSTEM UTILITY PROG. 5745-SC-UTL DOS/VS MICROFICHE RELEASE 2.8
99	STC7-1958-0	**SNC7-1943		DOS/VS VSAM 5745-SC-VSM DOS/VS MICROFICHE RELEASE 2.8
99	STC7-1962-0	**SNC7-1945		DOS/VS DOS DISTRIBUTION PROG. 5745-SC-DIS DOS/VS MICROFICHE RELEASE 2.8
99	STC7-1963-0			DOS/VS MICROFICHE INDEX DOS/VS MICROFICHE RELEASE 2.8
99	STC7-1964-0			OS/VS1 RELEASE 1 5741-SC1-C1 - IPL
99	STD2-2000-0			OS/VS1 RELEASE 5741-SC1-C3 - IOS
99	STD2-2001-0			OS/VS1 RELEASE 5741-SC1-C5 - SUPERVISOR
99	STD2-2002-0			OS/VS1 RELEASE 1 5741-SC1-00 - SCHEDULER
99	STD2-2009-0			OS/VS1 RELEASE 5741-SC1-CB - UNIT REC E R
99	STD2-2010-0			OS/VS1 RELEASE 5741-SC1-B0 - JECS
99	STD2-2014-0			OS/VS1 RELEASE 1 5741-SC1-B1 - INPUT STREAM CTRL
99	STD2-2015-0			OS/VS1 RELEASE 5741-SC1-B2 - OUTPUT STR CTBL
99	STD2-2016-0			OS/VS1 RELEASE 1 5741-SC1-B3 - SYS RESTART
99	STD2-2017-0			OS/VS1 RELEASE 5741-SC1-B4 - ALLOCATION
99	STD2-2018-0			OS/VS1 RELEASE 1 5741-SC1-B5 - Q MANAGER
99	STD2-2019-0			OS/VS1 RELEASE 5741-SC1-B6 - INITIATOR
99	STD2-2020-0			OS/VS1 RELEASE 1 5741-SC1-B7 - TERMINATION
99	STD2-2021-0			OS/VS1 RELEASE 1 5741-SC1-B8 - COMMANDS
99	STD2-2022-0			OS/VS1 RELEASE 1 5741-SC1-B9 - INTERPRETER
99	STD2-2023-0			OS/VS1 RELEASE 5741-SC1-BD - RESTART PROCESS
99	STD2-2024-0			OS/VS1 RELEASE 1 5741-SC1-BE - SYST LOG
99	STD2-2025-0			OS/VS1 RELEASE 5741-SC1-BF - WTP
99	STD2-2026-0			OS/VS1 RELEASE 5741-SC1-BG - MS1
99	STD2-2027-0			OS/VS1 RELEASE 5741-SC1-17 - IMCJOBQD
99	STD2-2028-0			OS/VS1 RELEASE 1 5741-SC1-C4 - DIDOCS
99	STD2-2030-0			OS/VS1 RELEASE 1 5741-SC1-G0 - GAM
99	STD2-2031-0			OS/VS1 RELEASE 1 5741-SC1-07 - GSP
99	STD2-2032-0			OS/VS1 RELEASE 5741-SC1-CE - RMS
99	STD2-2033-0			OS/VS1 RELEASE 2 5741-SC1-03 - ASSEMB XF
99	STD2-2034-0	**SSC0-6720	**SSC0-6735	OS/VS1 RELEASE 5741-SC1-CD - OBR/EREP/RDE
99	STD2-2038-0			OS/VS1 RELEASE 1 5741-SC1-11 - GTF
99	STD2-2041-0			OS/VS1 RELEASE 1 5741-SC1-12 - HMASPZAP
99	STD2-2042-0			OS/VS1 RELEASE 1 5741-SC1-13 - HMDPRDMP
99	STD2-2043-0			OS/VS1 RELEASE 1 5741-SC1-15 - HMSADMP
99	STD2-2044-0			



99	STD2-2045-0		OS/VS1 RELEASE 1 5741-SC1-16 - HMAPIFLE
99	STD2-2046-0		OS/VS1 RELEASE 1 5741-SC1-06 - OLTEP
99	STD2-2047-0		OS/VS1 RELEASE 1 5741-SC1-CF - EXT SVC
99	STD2-2048-0		OS/VS1 RELEASE 5741-SC1-U2 - IEHLIST
99	STD2-2049-0		OS/VS1 RELEASE 1 5741-SC1-20 - BRAM
99	STD2-2051-0		OS/VS1 RELEASE 1 5741-SC1-D5 - OCR
99	STD2-2053-0		OS/VS1 RELEASE 5741-SC1-UG - IEBTCRIN
99	STD2-2054-0	**SSCO-7480	OS/VS1 RELEASE 1 5741-SC1-09 - CHKPT RESTART
99	STD2-2055-0	**SSCO-7360	OS/VS1 RELEASE 5741-SC1-C7 - FETCH
99	STD2-2056-0		OS/VS1 RELEASE 5741-SC1-C2 - OVERLAY SUPER
99	STD2-2057-0	**SSCO-6460	OS/VS1 RELEASE 5741-SC1-D0 - SAM
99	STD2-2058-0	**SSCO-6480	OS/VS1 RELEASE 5741-SC1-D1 - OPEN/CLOSE EOV
99	STD2-2059-0		OS/VS1 RELEASE 5741-SC1-D2 - PAM
99	STD2-2060-0		OS/VS1 RELEASE 5741-SC1-D4 - DADSM
99	STD2-2061-0		OS/VS1 RELEASE 5741-SC1-D6 - MICR
99	STD2-2062-0		OS/VS1 RELEASE 1 5741-SC1-D7 - DAM
99	STD2-2063-0	**SSCO-6700	OS/VS1 RELEASE 1 5741-SC1-D8 - ISAM
99	STD2-2064-0	**SSCO-7420	OS/VS1 RELEASE 1 5741-SC1-D9 - JAM
99	STD2-2067-0		OS/VS1 RELEASE 1 5741-SC1-CA - DASD/ERP
99	STD2-2068-0		OS/VS1 RELEASE 5741-SC1-04 - LINK EDITOR
99	STD2-2069-0		OS/VS1 RELEASE 1 5741-SC1-05 - LOADER
99	STD2-2074-0	**SSCO-7140	OS/VS1 RELEASE 5741-SC1-DB - JES COMPAT INT
99	STD2-2076-0		OS/VS1 RELEASE 5741-SC1-14 - HMBLIST
99	STD2-2077-0		OS/VS1 RELEASE 1 5741-SC1-10 - IBCMPRS
99	STD2-2078-0		OS/VS1 RELEASE 1 5741-SC1-I1 - IBCDASDI
99	STD2-2079-0		OS/VS1 RELEASE 5741-SC1-I2 - ICAPRTEL
99	STD2-2080-0		OS/VS1 RELEASE 5741-SC1-U0 - IEHDASDR
99	STD2-2081-0		OS/VS1 RELEASE 1 5741-SC1-U1 - IEHIOSUP
99	STD2-2082-0		OS/VS1 RELEASE 5741-SC1-UF - IEHATLAS
99	STD2-2084-0		OS/VS1 RELEASE 5741-SC1-0A - CRJE
99	STD2-2085-0		OS/VS1 RELEASE 5741-SC1-U6 - IEBCOPY
99	STD2-2086-0		OS/VS1 RELEASE 5741-SC1-U7 - IEBGENER
99	STD2-2087-0		OS/VS1 RELEASE 5741-SC1-U8 - IEBUPDATE
99	STD2-2088-0		OS/VS1 RELEASE 1 5741-SC1-UA - IEBPTCH
99	STD2-2089-0		OS/VS1 RELEASE 1 5741-SC1-UK - IEBCOMPR
99	STD2-2090-0		OS/VS1 RELEASE 5741-SC1-UH - IEBISAM
99	STD2-2091-0		OS/VS1 RELEASE 5741-SC1-U5 - IEBDG
99	STD2-2092-0		OS/VS1 RELEASE 5741-SC1-UC - IEHMOVE
99	STD2-2094-0		OS/VS1 RELEASE 1 5741-SC1-02 - SMF
99	STD2-2096-0		OS/VS1 RELEASE 1 5741-SC1-U3 - IEHPRGM
99	STD2-2097-0	**SSCO-6220	OS/VS1 RELEASE 1 5741-SC1-UD - IEHINIT
99	STD2-2098-0		OS/VS1 RELEASE 1 5741-SC1-UE - IEHSTATR
99	STD2-2099-0		OS/VS1 RELEASE 1 5741-SC1-D3 - CATALOG
99	STD2-2100-0		OS/VS1 RELEASE 1 5741-SC1-DC - PASSWORD PROTECT
99	STD2-2101-0		OS/VS1 RELEASE 5741-SC1-CC - TAPE ERP/VES
99	STD2-2105-0		OS/VS1 RELEASE 1 5741-SC1-BB - RES
99	STD2-2108-0		OS/VS1 RELEASE 5741-SC1-DD - 3505/3525 RDR
99	STD2-2111-1		OS/VS1 RELEASE 5741-SC1-C8 - NIP
37	**GT00-0042-0		OS MACHINE CHECK HANDLER FOR S/370 MODEL 155, 165-PLM (PRIOR EDITION)
37	**GT00-0045-0		OS MACHINE CHECK HANDLER FOR S/370 MODELS 135, AND 145 PLM (PRIOR EDITION)
34	GT00-0118-2		OS/VS SYSTEM MANAGEMENT FACILITIES (SMF)
37	**GT00-0119-0		OS/360 MACHINE CHECK HANDLER FOR S/370 MODEL 155, 165 PLM
37	GT00-0129-2		OS/VS MESSAGE LIBRARY: SERVICE AIDS AND OLTEP MESSAGES
32	GT00-0130-2		OS/VS1 RELEASE 2.0, 2.6, OS/VS2 RELEASE 1.0, 1.6
34	GT00-0131-2		OS/VS MESSAGE LIBRARY: UTILITIES MESSAGES
34	GT00-0131-2		OS/VS1 RELEASE 2.0, 2.6 AND VS2 RELEASE 1.6
30	GT00-0132-2		OS/VS1 SYSTEM GENERATION REFERENCE
40	GT00-0133-2		OS/VS1 RELEASE 2.6
34	GT00-0134-4		OS/VS DATA MANAGEMENT MACRO INSTRUCTION
37	GT00-0135-1		VS1 RELEASE 1.0, 2.0,2.6 AND VS2 RELEASE 1.0, 1.6
39	GT00-0136-0		OS/VS MESSAGE LIBRARY: ROUTING AND DESCRIPTOR CODES
30	ST00-0138-2		OS/VS1 RELEASE 2.0, 2.6 OS/VS2 RELEASE 1.0, 1.6
36	GT00-0140-1		OS/VS SYSTEM MANAGEMENT FACILITIES SMF
36	GT00-0141-2		OS/VS1 RELEASE 2.6 OS/VS2 RELEASE 1.6
40	**GT00-0144-3		OS/VS SERVICE AIDS REFERENCE SUMMARY
34	**GT00-0147-2	**GN24-5477	OS/VS2 RELEASE 1.0,1.6 AND OS/VS1 RELEASE 1.0,2.0,2.6
40	**GT00-0148-2		OS/VS2 COMMAND LANGUAGE REFERENCE SUMMARY
40	**GT00-0149-3		OS/VS2 RELEASE 1.0,1.6,1.7
40	**GT00-0150-3		OS/VS2 DSS COMMAND LANGUAGE REFERENCE SUMMARY
36	**STC0-0151-2		OS/VS2 RELEASE 1.0, 1.6 AND OS/VS1 RELEASE 2.0, 2.6
30	**ST00-0152-2		OS/VS OPEN/CLOSE/EOV LOGIC
34	**GT00-0153-3		OS/VS2 RELEASE 1.0, 1.6 OS/VS1 RELEASE 2.0, 2.6
34	**GT00-0154-2		OS/VS JCL SYNTAX REFERENCE SUMMARY
36	**ST00-0155-2		OS/VS2 RELEASE 1.0, 1.6 OS/VS1 RELEASE 1.0, 2.0, 2.6
34	**GT00-0156-3		OS/VS JCL SERVICES
34	**GT00-0158-3		OS/VS2 RELEASE 1.0,1.6,1.7, OS/VS1 - 1.0,2.0,2.6
40	**GT00-0159-4		OPERATOR'S LIBRARY: OS/VS1 REFERENCE OS/VS1 RELEASE 3.0
			OS/VS1 PLANNING & USER GUIDE OS/VS1 RELEASE 3.0
			OS/VS MESSAGE LIBRARY: VS1 SYSTEM MESSAGES RELEASE 3.0
			OS/VS MESSAGE LIBRARY VS1 SYSTEM CODES OS/VS1 RELEASE 3.0
			OS/VS MESSAGE LIBRARY: ROUTING & DESCRIPTOR CODES OS/VS1 RELEASE 3.0
			OS/VS1 SUPERVISOR LOGIC OS/VS1 RELEASE 3.0
			OS/VS1 I/O SUPERVISOR LOGIC OS/VS1 RELEASE 3.0
			OS/VS1 SYSTEM GENERATION REFERENCE OS/VS1 RELEASE 3.0
			OS/VS1 STORAGE ESTIMATES OS/VS1 RELEASE 3.0
			OS/VS1 JOB MANAGEMENT LOGIC OS/VS1 RELEASE 3.0
			OS/VS1 PLANNING AND USE GUIDE PROG. NO. 5741 OS/VS1 RELEASE 3.1
			OS/VS1 STORAGE ESTIMATES PROG. NO. 5741 OS/VS1 RELEASE 3.1
			OPERATOR'S LIBRARY: OS/VS1 REFERENCE PROG. NO. 5741 OS/VS1 RELEASE 3.1

40	**GT00-0160-3		OS/V5 MESSAGE LIBRARY: VS1 SYSTEM MESSAGES PROG. NO. 5741 OS/V51 RELEASE 3.1
40	**GT00-0161-4		OS/V5 MESSAGE LIBRARY: ROUTING & DESCRIPTOR CODES OS/V51 RELEASE 3.1 & OS/V52 RELEASE 2.0
36	**ST00-0162-2	**SN24-5482	OS/V51 SYSTEM DATA AREA COMPONENT NO. 5741 OS/V51 RELEASE 3.0,3.1
36	**ST00-0163-3		OS/V51 SUPERVISOR LOGIC COMPONENT NO. 5741-SC1-C5 OS/V51 RELEASE 3.1
36	**ST00-0164-2	**SN24-5481	OS/V51 IPL AND NIP LOGIC COMPONENT NOS. 5741-SC1-C8 5741-SC1-C1 OS/V51 RELEASE 3.0,3.1
36	**ST00-0165-3		OS/V51 JOB MANAGEMENT LOGIC COMPONENT NUMBERS 5741-SC1-B6, B4,B7,00,C4,BD, OS/V51 RELEASE 3.0
37	**GT00-0166-2		OS/V5 SERVICE AIDS REFERENCE SUMMARY OS/V52 RELEASE 2.0
39	**GT00-0167-1		OS/V52 TSO COMMAND LANGUAGE REFERENCE SUMMARY OS/V52 RELEASE 2.0
36	**GT00-0168-0		DOS/V5 POWER & POWER/RJE REFERENCE SUMMARY DOS/V5 RELEASE 29 & 30
30	**GT00-0169-2	**GN33-9160 **GN33-9175	DOS/V5 DATA MANAGEMENT GUIDE DOS/V5 RELEASE 29 & 30
34	**GT00-0170-5	**GN28-2568	OS/V5 SYSTEM MANAGEMENT FACILITIES OS/V52 RELEASE 2.0 OS/V51 RELEASE 3.0 & 3.1
34	**GT00-0171-3		DOS/V5 SYSTEM MANAGEMENT GUIDE DOS/V5 RELEASE 30
36	**GT00-0172-3	**GN24-5492	OS/V51 PROGRAMMER'S REFERENCE DIGEST OS/V51 RELEASE 3.0 & 3.1
37	**GT00-0173-2	**GN24-5505	**GN24-5491 OS/V51 DEBUGGING GUIDE COMPONENT NO. 5741 OS/V51 RELEASE 3.0,3.1
32	**GT00-0174-3		OS/V5 MESSAGE LIBRARY: UTILITIES MESSAGES OS/V52 RELEASE 2.0 & OS/V51 RELEASE 3.0 & 3.1
34	**GT00-0175-3		OS/V52 SYS. PROGRAMMING LIBRARY: SYS. GEN. REF. COMPONENT NO. 5752-SC1-BH, UX OS/V52 RELEASE 2.0
31	**GT00-0176-3		OS/V5 MESSAGE LIBRARY: LINKAGE EDITOR & LOADER MESSAGES OS/V52 RELEASE 2.0 OS/V51 RELEASE 3.0 & 3.1
30	**ST00-0179-2		OS/V52 I/O SUPERVISOR LOGIC OS/V52 RELEASE 2.0
40	**GT00-0180-4		OS/V5 MESSAGE LIBRARY: VS1 SYSTEMS CODES COMPONENT NO. 5741 OS/V51 RELEASE 3.1
30	**ST00-0181-2	**SN35-0011	OS/V51 CATALOG MANAGEMENT LOGIC PROG. NOS. 5741-SC1-D3, 5742-SC1-D3, OS/V52 REL. 1.0,1.6,1.7 OS/V51 RELEASE 2.0, 2.6,3.0,3.1
34	**GT00-0182-4		OS/V51 SYSM GEN. COMPONENT NO. 5741-SC1-S1 OS/V51 RELEASE 3.1
36	**ST00-0183-2		OS/V52 CHECKPOINT/RESTART LOGIC OS/V52 RELEASE 2.0
32	**GT00-0184-3		OS/V5 UTILITIES OS/V52 RELEASE 2.0 & OS/V51 RELEASE 3.0 & 3.1
36	**ST00-0185-2		OS/V51 CHECKPOINT/RESTART LOGIC COMPONENT NO. 5741-SC2-09 OS/V51 RELEASE 3.0,3.1
34	**GT00-0187-2		DOS/V5 SYSTEM GENERATION DOS/V5 RELEASE 30
99	**ST00-5000-2		IPL 5741-SC1-C1 OS/V51 MICROFICHE RELEASE 2.6
99	**ST00-5001-2		IOS 5741-SC1-C3 OS/V51 MICROFICHE RELEASE 2.6
99	**ST00-5002-2		SUPERVISOR 5741-SC1-C5 OS/V51 MICROFICHE RELEASE 2.6
99	**ST00-5003-0		MAPPING MACROS 5741-SC1-01 OS/V51 MICROFICHE RELEASE 2.6
99	**ST00-5004-1		INDEX OS/V51 MICROFICHE RELEASE 2.6
99	**ST00-5005-2		SCHEDULER - SMF 5741-SC1-00 OS/V51 MICROFICHE RELEASE 2.6
99	**ST00-5006-2		UNIT/RCD/ERP 5741-SC1-CB OS/V51 MICROFICHE RELEASE 2.6
99	**ST00-5007-2		JEC5 5741-SC1-B0 OS/V51 MICROFICHE RELEASE 2.6
99	**ST00-5008-2		I/P STREAM CTL 5741-SC1-B1 OS/V51 MICROFICHE RELEASE 2.6
99	**ST00-5009-2		O/P STREAM CTL 5741-SC1-B2 OS/V51 MICROFICHE RELEASE 2.6
99	**ST00-5010-2		SYSTEM RESTART 5741-SC1-B3 OS/V51 MICROFICHE RELEASE 2.6
99	**ST00-5011-2		ALLOCATION 5741-SC1-B4 OS/V51 MICROFICHE RELEASE 2.6
99	**ST00-5012-2		SWADS MANAGER 5741-SC1-B5 OS/V51 MICROFICHE RELEASE 2.6
99	**ST00-5013-2		INITIATOR 5741-SC1-B6 OS/V51 MICROFICHE RELEASE 2.6
99	**ST00-5014-2		TERMINATION 5741-SC1-B7 OS/V51 MICROFICHE RELEASE 2.6
99	**ST00-5015-2		COMMANDS 5741-SC1-B8 OS/V51 MICROFICHE RELEASE 2.6
99	**ST00-5016-2		INTERPRETER 5741-SC1-B9 OS/V51 MICROFICHE RELEASE 2.6
99	**ST00-5017-2		RESTART RDR/DSDR PROCESSING 5741-SC1-BD OS/V51 MICROFICHE RELEASE 2.6
99	**ST00-5018-2		SYSTEM LOG 5741-SC1-BE OS/V51 MICROFICHE RELEASE 2.6
99	**ST00-5019-1		WTP 5741-SC1-BF OS/V51 MICROFICHE RELEASE 2.6
99	**ST00-5020-2		MSI 5741-SC1-BG OS/V51 MICROFICHE RELEASE 2.6
99	**ST00-5021-2		IMC JOBQD 5741-SC1-17 OS/V51 MICROFICHE RELEASE 2.6
99	**ST00-5022-2		DIDOC5 5741-SC1-C4 OS/V51 MICROFICHE RELEASE 2.6
99	**ST00-5023-2		GAM 5741-SC1-G0 OS/V51 MICROFICHE RELEASE 2.6
99	**ST00-5024-2		GSP 5741-SC1-07 OS/V51 MICROFICHE RELEASE 2.6
99	**ST00-5025-2		RMS 5741-SC1-CE OS/V51 MICROFICHE RELEASE 2.6
99	**ST00-5026-2		SYSTEM ASSEMBLER 5741-SC1-03 OS/V51 MICROFICHE RELEASE 2.6
99	**ST00-5027-2		ORB/EREP/RDE 5741-SC1-CD OS/V51 MICROFICHE RELEASE 2.6
99	**ST00-5028-2		GTF 5741-SC1-11 OS/V51 MICROFICHE RELEASE 2.6
99	**ST00-5029-2		HMASPZAP 5741-SC1-12 OS/V51 MICROFICHE RELEASE 2.6
99	**ST00-5030-2		HMDPRDMP 5741-SC1-13 OS/V51 MICROFICHE RELEASE 2.6
99	**ST00-5031-2		HMDSDMP 5741-SC1-15 OS/V51 MICROFICHE RELEASE 2.6
99	**ST00-5032-2		HMAPTFLE 5741-SC1-16 OS/V51 MICROFICHE RELEASE 2.6
99	**ST00-5033-2		OLTEP 5741-SC1-06 OS/V51 MICROFICHE RELEASE 2.6
99	**ST00-5034-2		IEHLIST 5741-SC1-U2 OS/V51 MICROFICHE RELEASE 2.6
99	**ST00-5035-2		BTAM 5741-SC1-20 OS/V51 MICROFICHE RELEASE 2.6
99	**ST00-5036-1		OCR 5741-SC1-D5 OS/V51 MICROFICHE RELEASE 2.6
99	**ST00-5038-2		CHK/RSRPT 5741-SC1-09 OS/V51 MICROFICHE RELEASE 2.6
99	**ST00-5039-2		FETCH 5741-SC1-C7 OS/V51 MICROFICHE RELEASE 2.6
99	**ST00-5040-2		OVERLAY SUPERVISOR 5741-SC1-C2 OS/V51 MICROFICHE RELEASE 2.6
99	**ST00-5041-2		SAM 5741-SC1-D0 OS/V51 MICROFICHE RELEASE 2.6
99	**ST00-5042-2		OPEN/CLOSE/DOV 5741-SC1-D1 OS/V51 MICROFICHE RELEASE 2.6
99	**ST00-5043-2		PAM 5741-SC1-D2 OS/V51 MICROFICHE RELEASE 2.6
99	**ST00-5044-2		DADSM 5741-SC1-D4 OS/V51 MICROFICHE RELEASE 2.6
99	**ST00-5045-2		MICR 5741-SC1-D6 OS/V51 MICROFICHE RELEASE 2.6
99	**ST00-5046-2		DAM 5741-SC1-D7 OS/V51 MICROFICHE RELEASE 2.6

99	**ST00-5047-2	ISAM 5741-SC1-D8 OS/VS1 MICROFICHE RELEASE 2.6
99	**ST00-5048-2	JAM 5741-SC1-D9 OS/VS1 MICROFICHE RELEASE 2.6
99	**ST00-5049-1	DASD-ERP - 5741-SC1-CA OS/VS1 MICROFICHE RELEASE 2.6
99	**ST00-5050-2	LINKAGE EDITOR 5741-SC1-04 OS/VS1 MICROFICHE RELEASE 2.6
99	**ST00-5051-2	LOADER 5741-SC1-05 OS/VS1 MICROFICHE RELEASE 2.6
99	**ST00-5052-2	JESCOMPATINT 5741-SC1-DB OS/VS1 MICROFICHE RELEASE 2.6
99	**ST00-5053-2	HMBLIST 5741-SC1-14 OS/VS1 MICROFICHE RELEASE 2.6
99	**ST00-5054-1	IBCDMPRS 5741-SC1-I0 OS/VS1 MICROFICHE RELEASE 2.6
99	**ST00-5055-1	IBCDASDI 5741-SC1-I1 OS/VS1 MICROFICHE RELEASE 2.6
99	**ST00-5056-2	IEMDASDR 5741-SC1-U0 OS/VS1 MICROFICHE RELEASE 2.6
99	**ST00-5057-1	IEHATLAS 5741-SC1-UF OS/VS1 MICROFICHE RELEASE 3.0
99	**ST00-5058-2	CRJE 5741-SC1-0A OS/VS1 MICROFICHE RELEASE 3.0
99	**ST00-5059-2	IEBCOPY 5741-SC1-U6 OS/VS1 MICROFICHE RELEASE 2.6
99	**ST00-5060-2	IEBGENER 5741-SC1-U7 OS/VS1 MICROFICHE RELEASE 2.6
99	**ST00-5061-2	IEBUPDTE 5741-SC1-U8 OS/VS1 MICROFICHE RELEASE 2.6
99	**ST00-5062-2	IEBPTCH 5741-SC1-UA OS/VS1 MICROFICHE RELEASE 2.6
99	**ST00-5063-2	IEBCOMPR 5741-SC1-UK OS/VS1 MICROFICHE RELEASE 2.6
99	**ST00-5064-2	IEBISAM 5741-SC1-UH OS/VS1 MICROFICHE RELEASE 2.6
99	**ST00-5065-2	IEBDG 5741-SC1-UJ OS/VS1 MICROFICHE RELEASE 2.6
99	**ST00-5066-2	IEHMOVE 5741-SC1-UC OS/VS1 MICROFICHE RELEASE 2.6
99	**ST00-5067-1	SMF 5741-SC1-02 OS/VS1 MICROFICHE RELEASE 2.6
99	**ST00-5068-2	IEHPROGM 5741-SC1-U3 OS/VS1 MICROFICHE RELEASE 2.6
99	**ST00-5069-2	IEHINITT 5741-SC1-UD OS/VS1 MICROFICHE RELEASE 2.6
99	**ST00-5070-1	IEHSTATR 5741-SC1-UE OS/VS1 MICROFICHE RELEASE 2.6
99	**ST00-5072-2	TAPE ERP/VES 5741-SC1-CC OS/VS1 MICROFICHE RELEASE 2.6
99	**ST00-5073-1	RES 5741-SC1-BB OS/VS1 MICROFICHE RELEASE 2.6
99	ST00-5074-0	HMDPRDMP EDIT 5741-SC1-18 OS/VS1 MICROFICHE RELEASE 2.0 & 2.6
99	ST00-5075-0	RES ACCT. FACILITY 5741-SC1-BC OS/VS1 MICROFICHE RELEASE 2.6
99	**ST00-5076-1	3505/3525 RDR/PCH - 5741-SC1-DD OS/VS1 MICROFICHE RELEASE 2.6
99	ST00-5077-0	EX F/P SIMULATOR 5741-SC1-CP OS/VS1 MICROFICHE RELEASE 2.0 & 2.6
99	**ST00-5078-1	NIP 5741-SC1-C8 OS/VS1 MICROFICHE RELEASE 2.6
99	ST00-5080-0	IDCAMS 5741-SC1-DK OS/VS1 MICROFICHE RELEASE 2.6
99	ST00-5081-0	STATUS 5741-SC1-DL OS/VS1 MICROFICHE RELEASE 2.6
99	ST00-5082-0	VSAM 5741-SC1-DE MICROFICHE OS/VS1 RELEASE 2.6
99	**ST00-5100-3	IOS 5741-SC1-C3 OS/VS1 MICROFICHE RELEASE 3.0
99	**ST00-5101-3	SUPERVISOR 5741-SC1-C5 OS/VS1 MICROFICHE RELEASE 3.0
99	**ST00-5102-1	MAPPING MACROS 5741-SC1-01 OS/VS1 MICROFICHE RELEASE 3.0
99	**ST00-5103-2	INDEX OS/VS1 MICROFICHE RELEASE 3.0
99	**ST00-5104-3	SCHEDULER - SMF 5741-SC1-00 OS/VS1 MICROFICHE RELEASE 3.0
99	**ST00-5105-3	UNIT/RCD/ERP 5741-SC1-CB OS/VS1 MICROFICHE RELEASE 3.0
99	**ST00-5106-3	JECS 5741-SC1-B0 OS/VS1 MICROFICHE RELEASE 3.0
99	**ST00-5107-3	I/P STREAM CTL 5741-SC1-B1 OS/VS1 MICROFICHE RELEASE 3.0
99	**ST00-5108-3	O/P STREAM CTL 5741-SC1-B2 OS/VS1 MICROFICHE RELEASE 3.0
99	**ST00-5109-3	SYSTEM RESTART 5741-SC1-B3 OS/VS1 MICROFICHE RELEASE 3.0
99	**ST00-5110-3	ALLOCATION 5741-SC1-B4 OS/VS1 MICROFICHE RELEASE 3.0
99	**ST00-5111-3	SWADS MANAGER 5741-SC1-B5 OS/VS1 MICROFICHE RELEASE 3.0
99	**ST00-5112-3	INITIATOR 5741-SC1-B6 OS/VS1 MICROFICHE RELEASE 3.0
99	**ST00-5113-3	TERMINATION 5741-SC1-B7 OS/VS1 MICROFICHE RELEASE 3.0
99	**ST00-5114-3	COMMANDS 5741-SC1-B8 OS/VS1 MICROFICHE RELEASE 3.0
99	**ST00-5115-3	INTERPRETER 5741-SC1-B9 OS/VS1 MICROFICHE RELEASE 3.0
99	**ST00-5116-3	RESTART RDR/DSDR PROCESSING 5741-SC1-BD OS/VS1 MICROFICHE RELEASE 3.0
99	**ST00-5117-3	SYSTEM LOG 5741-SC1-BE OS/VS1 MICROFICHE RELEASE 3.0
99	**ST00-5118-2	WTP 5741-SC1-BF OS/VS1 MICROFICHE RELEASE 3.0
99	**ST00-5119-3	DIDCOS 5741-SC1-C4 OS/VS1 MICROFICHE RELEASE 2.6
99	**ST00-5120-3	GAM 5741-SC1-G0 OS/VS1 MICROFICHE RELEASE 3.0
99	**ST00-5121-3	GSP 5741-SC1-07 OS/VS1 MICROFICHE RELEASE 3.0
99	**ST00-5122-3	RMS 5741-SC1-CE OS/VS1 MICROFICHE RELEASE 3.0
99	**ST00-5123-3	SYSTEM ASSEMBLER 5741-SC1-03 OS/VS1 MICROFICHE RELEASE 3.0
99	**ST00-5124-3	ORB/EREP/RDE 5741-SC1-CD OS/VS1 MICROFICHE RELEASE 3.0
99	**ST00-5125-3	UTF 5741-SC1-11 OS/VS1 MICROFICHE RELEASE 3.0
99	**ST00-5126-3	HMASPZAP 5741-SC1-12 OS/VS1 MICROFICHE RELEASE 3.0
99	**ST00-5127-3	HMDPRDMP 5741-SC1-13 OS/VS1 MICROFICHE RELEASE 3.0
99	**ST00-5128-3	OLTEP 5741-SC1-06 OS/VS1 MICROFICHE RELEASE 3.0
99	**ST00-5129-3	IEHLIST 5741-SC1-U2 OS/VS1 MICROFICHE RELEASE 3.0
99	**ST00-5130-3	BTAM 5741-SC1-20 OS/VS1 MICROFICHE RELEASE 3.0
99	**ST00-5131-2	OCR 5741-SC1-D5 OS/VS1 MICROFICHE RELEASE 3.0
99	**ST00-5132-3	CHK/RSTRT 5741-SC1-09 OS/VS1 MICROFICHE RELEASE 3.0
99	**ST00-5133-3	FETCH 5741-SC1-C7 OS/VS1 MICROFICHE RELEASE 3.0
99	**ST00-5134-3	OVERLAY SUPERVISOR 5741-SC1-C2 OS/VS1 MICROFICHE RELEASE 3.0
99	**ST00-5135-3	SAM 5741-SC1-D0 OS/VS1 MICROFICHE RELEASE 3.0
99	**ST00-5136-3	OPEN/CLOSE/EOV 5741-SC1-D1 OS/VS1 MICROFICHE RELEASE 3.0
99	**ST00-5137-3	PAM 5741-SC1-D2 OS/VS1 MICROFICHE RELEASE 3.0
99	**ST00-5138-3	DADSM 5741-SC1-D4 OS/VS1 MICROFICHE RELEASE 3.0
99	**ST00-5139-3	MICR 5741-SC1-D6 OS/VS1 MICROFICHE RELEASE 3.0
99	**ST00-5140-3	DAM 5741-SC1-D7 OS/VS1 MICROFICHE RELEASE 3.0
99	**ST00-5141-3	ISAM 5741-SC1-D8 OS/VS1 MICROFICHE RELEASE 3.0
99	**ST00-5142-3	JAM 5741-SC1-D9 OS/VS1 MICROFICHE RELEASE 3.0
99	**ST00-5143-2	DASD-ERP - 5741-SC1-CA OS/VS1 MICROFICHE RELEASE 3.0
99	**ST00-5144-3	LINKAGE EDITOR 5741-SC1-04 OS/VS1 MICROFICHE RELEASE 3.0
99	**ST00-5145-3	LOADER 5741-SC1-05 OS/VS1 MICROFICHE RELEASE 3.0
99	**ST00-5146-3	JESCOMPATINT 5741-SC1-DB OS/VS1 MICROFICHE RELEASE 3.0
99	**ST00-5147-2	HMBLIST 5741-SC1-14 OS/VS1 MICROFICHE RELEASE 3.0
99	**ST00-5148-2	IBC DMPRS 5741-SC1-I0 OS/VS1 MICROFICHE RELEASE 3.0
99	**ST00-5149-2	IBCDASDI 5741-SC1-I1 OS/VS1 MICROFICHE RELEASE 3.0
99	**ST00-5150-3	IEMDASDR 5741-SC1-U0 OS/VS1 MICROFICHE RELEASE 3.0
99	**ST00-5151-2	IEHATLAS 5741-SC1-UF OS/VS1 MICROFICHE RELEASE 3.0
99	**ST00-5152-3	CRJE 5741-SC1-0A OS/VS1 MICROFICHE RELEASE 3.0
99	**ST00-5153-3	IEBCOPY 5741-SC1-U6 OS/VS1 MICROFICHE RELEASE 3.0
99	**ST00-5154-3	IEBGENER 5741-SC1-U7 OS/VS1 MICROFICHE RELEASE 3.0

\*\*SSCO-7595

\*\*SSCO-6741

99 \*\*ST00-5155-3 IEBUPDTE 5741-SC1-U8 OS/VS1 MICROFICHE RELEASE 3.0  
 99 \*\*ST00-5156-3 IEBPTCH 5741-SC1-UA OS/VS1 MICROFICHE RELEASE 3.0  
 99 \*\*ST00-5157-3 IEBCOMPR 5741-SC1-UK OS/VS1 MICROFICHE RELEASE 3.0  
 99 \*\*ST00-5158-3 IERISAM 5741-SC1-UH OS/VS1 MICROFICHE RELEASE 3.0  
 99 \*\*ST00-5159-3 IEBDG 5741-SC1-UJ OS/VS1 MICROFICHE RELEASE 3.0  
 99 \*\*ST00-5160-3 IEHMOVE 5741-SC1-UC OS/VS1 MICROFICHE RELEASE  
 99 \*\*ST00-5161-3 IEHPROGM 5741-SC1-U3 OS/VS1 MICROFICHE RELEASE 3.6  
 99 \*\*ST00-5162-3 IEHINITT 5741-SC1-UD OS/VS1 MICROFICHE RELEASE 3.0  
 99 \*\*ST00-5163-2 IEHSTATR 5741-SC1-UE OS/VS1 MICROFICHE RELEASE 3.0  
 99 \*\*ST00-5164-3 CATALOG 5741-SC1-D3 OS/VS1 MICROFICHE RELEASE 3.0  
 99 \*\*ST00-5165-1 PASSWORD PROTECT 5741-SC1-DC OS/VS1 MICROFICHE RELEASE  
 2.6 & 3.0  
 99 \*\*ST00-5166-3 TAPE ERP/VES 5741-SC1-CC OS/VS1 MICROFICHE RELEASE 3.0  
 99 ST00-5167-0 IEBEDIT 5741-SC1-U9 OS/VS1 MICROFICHE RELEASE 2.6 & 3.0  
 99 \*\*ST00-5168-2 RES 5741-SC1-BB OS/VS1 MICROFICHE RELEASE 3.0  
 99 \*\*ST00-5169-2 HMDPRDMP EDIT 5741-SC1-18 OS/VS1 MICROFICHE RELEASE 3.0  
 99 \*\*ST00-5170-1 RES ACCT. FACILITY 5741-SC1-BC OS/VS1 MICROFICHE RELEASE 3.0  
 99 \*\*ST00-5171-2 3505/3525 RDR/PCH 5741-SC1-DD OS/VS1 MICROFICHE RELEASE 3.0  
 99 \*\*ST00-5172-2 NIP 5741-SC1-C8 OS/VS1 MICROFICHE RELEASE 3.0  
 99 \*\*ST00-5173-1 IDCAMS 5741-SC1-DK OS/VS1 MICROFICHE RELEASE 3.0  
 99 ST00-5174-0 \*\*SSC0-7615 3890 - DOC PROC 5741-SC1-DF OS/VS1 MICROFICHE RELEASE 3.0  
 99 ST00-5175-0 3886 OCR 5741-SC1-DL OS/VS1 MICROFICHE RELEASE 3.0  
 99 \*\*ST00-5176-1 STATUS 5741-SC1-DL MICROFICHE OS/VS1 RELEASE 3.0  
 99 \*\*ST00-5177-1 VSAM 5741-SC1-DE MICROFICHE OS/VS1 RELEASE 3.0  
 99 \*\*ST00-5178-1 DSS 5741-SC1-10 MICROFICHE OS/VS1 RELEASE 3.0  
 99 ST00-5179-0 POWER WARNING ICR 5741-SC1-0E MICROFICHE OS/VS1 RELEASE 3.0  
 99 ST00-5180-0 ISSP 5741-SC1-BK MICROFICHE OS/VS1 RELEASE 3.0  
 99 ST00-5181-0 \*\*SSC0-7553 TCAM 5 5741-SC1-21 MICROFICHE OS/VS1 RELEASE 3.0  
 99 ST00-5182-0 (IMCOSJQD) 5741-SC1-19 MICROFICHE OS/VS1 RELEASE 3.0  
 99 ST00-5184-0 JOB LIST MGR 5741-SC1-BJ MICROFICHE OS/VS1 RELEASE 3.0  
 99 \*\*ST00-5200-3 IPL COMPONENT 5741-SC1-C1 OS/VS1 RELEASE 3.1  
 99 \*\*ST00-5201-4 \*\*SSC0-7381 IOS COMPONENT NO. 5741-SC1-C3 OS/VS1 RELEASE 3.1  
 99 \*\*ST00-5202-4 SUPERVISOR COMPONENT NO. 5741-SC1-C5 OS/VS1 RELEASE 3.1  
 99 \*\*ST00-5203 MAPPING MACROS COMPONENT NO. 5741-SC1-01 OS/VS1 RELEASE 3.1  
 99 \*\*ST00-5204-4 SCHEDULER SMF COMPONENT NO. 5741-SC1-00 OS/VS1 RELEASE 3.1  
 99 \*\*ST00-5205-4 \*\*SSC0-6922 JECS COMPONENT NO. 5741-SC1-B0 OS/VS1 RELEASE 3.1  
 99 \*\*ST00-5206-4 \*\*SSC0-6942 INPUT STREAM CTL COMPONENT NO. 5741-SC1-B1 OS/VS1 RELEASE  
 3.1  
 99 \*\*ST00-5207-4 OUTPUT STREAM CTL COMPONENT NO. 5741-SC1-B2 OS/VS1 RELEASE  
 3.1  
 99 \*\*ST00-5208-4 SYSTEM RESTART COMPONENT NO. 5741-SC1-B3 OS/VS1 RELEASE  
 3.1  
 99 \*\*ST00-5209-4 \*\*SSC0-7002 ALLOCATION COMPONENT NO. 5741-SC1-B4 OS/VS1 RELEASE 3.1  
 99 \*\*ST00-5210-4 QUEUE MGR. SWADS COMPONENT NO. 5741-SC1-B5 OS/VS1 RELEASE  
 3.1  
 99 \*\*ST00-5211-4 INITIATOR COMPONENT NO. 5741-SC1-B6 OS/VS1 RELEASE 3.1  
 99 \*\*ST00-5212-4 \*\*SSC0-7062 TERMINATION COMPONENT NO. 5741-SC1-B7 OS/VS1 RELEASE 3.1  
 99 \*\*ST00-5213-4 COMMANDS COMPONENT NO. 5741-SC1-B8 OS/VS1 RELEASE 3.1  
 99 \*\*ST00-5214-4 INTERPRETER COMPONENT NO. 5741-SC1-B9 OS/VS1 RELEASE 3.1  
 99 \*\*ST00-5215-4 RESTART RDR/DASDR PROCESS COMPONENT NO. 5741-SC1-BD  
 OS/VS1 RELEASE 3.1  
 99 \*\*ST00-5216-3 WFP COMPONENT NO. 5741-SC2-BF OS/VS1 RELEASE 3.1  
 99 \*\*ST00-5217-3 MSI COMPONENT NO. 5741-SC1-BG OS/VS1 RELEASE 3.1  
 99 \*\*ST00-5218-4 HMASZPZP COMPONENT NO. 5741-SC1-12 OS/VS1 RELEASE 3.1  
 99 \*\*ST00-5219-3 \*\*SSC0-6561 OCR COMPONENT NO. 5741-SC1-D5 OS/VS1 RELEASE 3.1  
 99 \*\*ST00-5220-2 IEBTCRIN COMPONENT NO. 5741-SC1-UG OS/VS1 RELEASE 3.1  
 99 \*\*ST00-5221-4 CHK/RSTRT COMPONENT NO. 5741-SC1-09 OS/VS1 RELEASE 3.1  
 99 \*\*ST00-5222-4 FETCH COMPONENT NO. 5741-SC1-C7 OS/VS1 RELEASE 3.1  
 99 \*\*ST00-5223-4 PAM COMPONENT NO. 5741-SC1-D2 OS/VS1 RELEASE 3.1  
 99 \*\*ST00-5224-4 \*\*SSC0-6021 LINK EDITOR COMPONENT NO. 5741-SC1-04 OS/VS1 RELEASE 3.1  
 99 \*\*ST00-5225-3 IBCDMPRS COMPONENT NO. 5741-SC1-I0 OS/VS1 RELEASE 3.1  
 99 \*\*ST00-5226-3 IBCDASDI COMPONENT NO. 5741-SC1-I1 OS/VS1 RELEASE 3.1  
 99 \*\*ST00-5229-3 IEHSTATR COMPONENT NO. 5741-SC1-UE OS/VS1 RELEASE 3.1  
 99 \*\*ST00-5230-2 PASSWORD PROTECT COMPONENT NO. 5741-SC1-DC OS/VS1 RELEASE  
 3.1  
 99 \*\*ST00-5231-4 RES COMPONENT NO. 5741-SC1-CC OS/VS1 RELEASE 3.1  
 99 \*\*ST00-5232-1 IEBEDIT COMPONENT NO. 5741-SC1-U9 OS/VS1 RELEASE 3.1  
 99 \*\*ST00-5233-3 RES COMPONENT NO. 5741-SC1-BB OS/VS1 RELEASE 3.1  
 99 \*\*ST00-5234-2 EX F/P SIMULATOR COMPONENT NO. 5741-SC1-CP OS/VS1 RELEASE  
 3.1  
 99 \*\*ST00-5235-3 \*\*SSC0-7410 NIP COMPONENT NO. 5741-SC1-C8 OS/VS1 RELEASE 3.1  
 99 ST00-5236-0 \*\*SSC0-6050 \*\*SSC0-6051 VTAM COMPONENT NO. 5741-SC1-23 OS/VS1 RELEASE 3.1  
 99 \*\*ST00-5237-2 \*\*SSC0-7010 IDCAMS COMPONENT NO. 5741-SC1-DK OS/VS1 RELEASE 3.1  
 99 \*\*ST00-5238-1 \*\*SSC0-7616 3890 DOC PROC COMPONENT NO. 5741-SC1-DG OS/VS1 RELEASE 3.1  
 99 \*\*ST00-5239-1 \*\*SSC0-7620 3886 OCR COMPONENT NO. 5741-SC1-DL OS/VS1 RELEASE 3.1  
 99 \*\*ST00-5240-2 \*\*SSC0-7597 VSAM COMPONENT NO. 5741-SC1-DE OS/VS1 RELEASE 3.1  
 99 ST00-5241-0 \*\*SSC0-7230 VSAM COMPONENT NO. 5741-SC1-30 OS/VS1 RELEASE 3.1  
 99 \*\*ST00-5242-1 ISSP COMPONENT NO. 5741-SC1-BK OS/VS1 RELEASE 3.1  
 99 \*\*ST00-5243 TCAM COMPONENT NO. 5741-SC1-21 OS/VS1 RELEASE 3.1  
 99 ST00-5244-0 SYS. GEN. COMPONENT NO. 5741-SC1-S1 OS/VS1 RELEASE 3.1  
 99 \*\*ST00-5245-1 IMCOSJQD COMPONENT NO. 5741-SC1-19 OS/VS1 RELEASE 3.1  
 99 \*\*ST00-5246-1 \*\*SSC0-7282 SSS HOST SUPPORT COMPONENT NO. 5741-SC1-SS OS/VS1 RELEASE  
 3.1  
 99 \*\*ST00-5247-1 \*\*SSC0-7450 JOB LIST MGR. COMPONENT NO. 5741-SC1-BJ OS/VS1 RELEASE 3.1  
 99 \*\*ST00-5248-4 MODULE/MACRO TOTAL SYSTEM INDEX (5741-SC1 COMPONENTS)  
 OS/VS1 RELEASE 3.1  
 99 \*\*ST00-5249-4 SYSTEM LOG. COMPONENT NO. 5741-SC1-BE OS/VS1 RELEASE 3.1  
 99 \*\*ST00-5250-3 SYSTEM STATUS COMPONENT NO. 5741 OS/VS1 RELEASE 3.1  
 99 \*\*ST00-5275-1 \*\*SNC7-1985 ACCESS METHOD SERVICES, LISTINGS - DOS/VS RELEASE 30  
 COMPONENT NO. 5745-SC-AMS  
 99 \*\*ST00-5276-2 DISK ERP LISTINGS - DOS/VS RELEASE 30 - COMPONENT NO.  
 5745-SC-DKE  
 99 \*\*ST00-5277-1 \*\*SNC7-1969 DISPLAY OPERATOR CONSOLE LISTINGS - DOS/VS RELEASE 30  
 - COMPONENT NO. 5745-SC-DOC

99	**ST00-5278-2		JOB CONTROL LISTINGS - DOS/VS RELEASE 30
99	**ST00-5279-2		- COMPONENT NO. 5745-SC-JCL
99	**ST00-5280-2		LIBRARIAN LISTINGS - DOS/VS RELEASE 30
99	**ST00-5281-2		- COMPONENT NO. 5745-SC-LBR
99	**ST00-5282-2		LINKAGE EDITOR LISTINGS - DOS/VS RELEASE 30
99	**ST00-5283-2		- COMPONENT NO. 5745-SC-LNK
99	**ST00-5284-2	**SNC7-1986	P D AIDS LISTINGS - DOS/VS RELEASE 30 - COMPONENT NO. 5745-SC-PDA
99	**ST00-5285-2		RMSR LISTINGS - DOS/VS RELEASE 30 - COMPONENT NO. 5745-SC-RMS
99	**ST00-5286-3		SYSTEM UTILITY PROGRAM LISTINGS - DOS/VS RELEASE 30
99	ST00-5287-0	**SNC7-1989	- COMPONENT NO. 5745-SC-UTL
99	**ST00-5288-1		VSAM LISTINGS - DOS/VS RELEASE 30 - COMPONENT NO. 5745-SC-VSM
99	ST00-5290-0	**SNC7-1990	DOS DISTRIBUTION PROGRAM LISTINGS - DOS/VS RELEASE 30
99	**ST00-5291-1		- COMPONENT NO. 5745-SC-DIS
30	**GT21-5097-0		MICROFICHE INDEX LISTINGS - DOS/VS RELEASE 30
34	GT24-5090-0	**GN24-5454	- COMPONENT NO. 5745
36	GT24-5091-2		VTAM LISTINGS - DOS/VS RELEASE 30
37	GT24-5093-0		- COMPONENT NO. 5745-SC-VTM
34	GT24-5094-0		TOLTEP LISTINGS - DOS/VS RELEASE 30
34	GT24-5095-0		- COMPONENT NO. 5745-SC-TLT
36	**GT24-5099-0		SUBSYSTEM SUPPORT SERVICES LISTINGS - DOS/VS RELEASE 30
36	**GT24-5100-0		- COMPONENT NO. 5745-SC-SSS
36	**GT24-5103-0		3600 FINANCE COMM. SYSTEM LISTINGS - DOS/VS RELEASE 30
30	**GT24-5106-0		- COMPONENT NO. 5745-SC-124
30	**GT24-5107-0	**GN24-5478	POWER/VS LISTINGS - DOS/VS RELEASE 30.
30	GT26-3783-2	**GN26-0763	- COMPONENT NO. 5745-SC-PWR
36	GT26-3784-2		OS AND OS/VS PROGRAMMING SUPPORT FOR IBM 3505 CARD READER AND 3525 CARD PUNCH OS/VS1 RELEASE 2.0, 2.6, 3.0, 3.1
34	**GT26-3790-1		OS/VS2 RELEASE 1.0, 1.6, 1.7, 2.0
34	GT26-3791-0		OS/VS1 PLANNING AND USE GUIDE - PROGRAM NUMBER 5741
34	GT26-3792-0	**GN26-0760	OS/VS PROGRAMMER'S REFERENCE COMPONENT NO. 5741-SC1-DK OS/VS1
30	GT26-3795-1		RELEASE 3.0,3.1
31	GT26-3813-1		OS/VS1 JCL REFERENCE COMPONENT NO. 5741-SC1-DK OS/VS1
30	GT26-3818-0		RELEASE 3.0,3.1
30	GT26-3819-0		OS/VS1 SUPERVISOR SERVICES & MICRO INSTRUCTIONS OS/VS1
30	**GT26-3830-0		RELEASE 3.0
30	**GT26-3837-0		OS/VS1 3540 PROGRAMMER'S REF. COMPONENT NO. 5741-SC1-DN
30	**GT26-3838-0		OS/VS1 RELEASE 1.0,2.0,3.0,3.1
36	GT27-6979-2		OS/VS2 3540 PROGRAMMER'S REF. OS/VS2 RELEASE 1.0, 1.6, 1.7, 2.0
30	GT27-6980-0	**GN27-1397	OS/VS DATA MANAGEMENT SERVICE GUIDE
34	GT28-0601-0		OS/VS1 RELEASE 1.0, 2.0, 2.6, OS/VS2 RELEASE 1.0, 1.6
34	GT28-0604-0		OS/VS CHECKPOINT/RESTART
36	GT28-0618-2		OS/VS1 RELEASE 2.0, 2.6 OS/VS2 RELEASE 1.0, 1.6
30	GT28-0631-2		OS/VS SYSTEM GENERATION INTRODUCTION OS/VS1 RELEASE 1.0, 2.0 & 2.6
37	GT28-0632-0	**GN28-2560	OS/VS1 SYSTEM GENERATION REFERENCE
37	GT28-0633-1	**GN28-2540	OS/VS2 SYSTEM GENERATOR REFERENCE
37	GT28-0636-0		OS/VS1 TAPE LABELS - RELEASE 1.0, 2.0, 2.6
37	GT28-0638-0		OS/VS LINKAGE EDITOR AND LOADER
37	GT28-0640-0		OS/VS1 RELEASE 1.0, 2.0, 2.6 OS/VS2 RELEASE 1.6
39	GT28-0644-0		OS/VS VSAM PROGRAMMER'S GUIDE
39	GT28-0645-0		OS/VS1 RELEASE 1.6 - OS/VS2 RELEASE 2.6
39	GT28-0646-0	**GN28-2537	OS/VS1 ACCESS METHOD (VSAM) OPTION FOR ADVANCED APPLICATIONS
39	GT28-0648-0		RELEASE 2.0, 2.6
37	GT28-0666-0	**GN28-2556	OS/VS2 DATA MANAGEMENT OS/VS2 RELEASE 2.0
34	GT28-0667-0		OS/VS1 DATA MANAGEMENT FOR SYSTEM PROGRAMMERS OS/VS1 RELEASE 3.0
37	GT28-0668-0		OS/VS VSAM PROGRAMMER'S GUIDE OS/VS2 RELEASE 2.0
			OS/VS1 RELEASE 3.0 & 3.1
			OS/VS2 SUPERVISOR SERVICES AND MACRO INSTRUCTIONS
			OS/VS2 RELEASE 1.6 AND OS/VS1 RELEASE 1.0,2.0,2.6
			OS/VS BTAM
			OS/VS2 RELEASE 1 GUIDE
			OS/VS2 STORAGE ESTIMATES OS/VS2 RELEASE 1.0,1.6
			OS/VS JCL REFERENCES
			OS/VS2 RELEASE 1.0,1.6,1.7 OS/VS1 - 1.0,2.0,2.6
			OS/VS DATA MANAGEMENT FOR SYSTEM PROGRAMMERS
			OS/VS2 RELEASE 1.6,1.7 OS/VS1 - 1.0,2.0,2.6
			OS/VS2 DEBUGGING GUIDE
			OS/VS2 RELEASE 1.0,1.6,1.7
			OS/VS2 SYSTEM PROGRAMMING LIBRARY SERVICE AIDS
			OS/VS2 RELEASE 1.0, 1.6 AND OS/VS1 RELEASE 1.0,2.0,2.6
			OS/VS OLTEP
			OS/VS, SYS1.LOGREC ERROR RECORDING
			OS/VS DYNAMIC SUPPORT SYSTEM
			OS/VS2 RELEASE 1.0, 1.6 OS/VS1 RELEASE 2.0, 2.6
			OS/VS2 TSO GUIDE OS/VS2 RELEASE 1.0, 1.6
			OS/VS2 TSO TERMINAL USER'S GUIDE
			OS/VS2 RELEASE 1.0,1.6
			OS/VS2 TSO COMMAND LANGUAGE REFERENCE OS/VS2 RELEASE 1.0,1.6
			OS/VS2 TSO GUIDE TO WRITING A TERMINAL MONITOR PROGRAM OR A COMMAND PROCESSOR OS/VS2 RELEASE 1.0,1.6
			OS/VS1 OLTEP - RELEASE 2.0, 2.6
			OS/VS2 PLANNING AND USE GUIDE OS/VS2 RELEASE 1.0, 1.6
			OS/VS1 SYS1.LOGREC ERROR RECORDING OS/VS1 RELEASE 3.0

37	**GT28-0677-0			OS/VS2 SYSTEM PROGRAMMING LIBRARY: SYS. 1 LOGREC ERROR RECORDING OS/VS2 RELEASE 2.0
34	**GT28-0681-0	**GN28-2586		OS/VS2 INITIALIZATION & TUNING GUIDE OS/VS2 RELEASE 2.0
36	**GT28-0682-0			OS/VS2 JOB MANAGEMENT, SUPERVISOR, & TSO OS/VS2 RELEASE 2.0
39	GT28-0691-0			OS/VS2 TSO ENHANCEMENTS OS/VS2 RELEASE 1.6,1.7
36	**GT28-0692-0	**GN28-2576		OS/VS2 JCL OS/VS2 RELEASE 2.0
39	**GT28-6762-0	**GN28-2487		OS/MVT AND OS/VS2 TSO TERMINALS MANUAL
38	GT28-6878-0	**GN24-5466		OS/VS1 RES SYSTEM PROGRAMMER'S GUIDE VS1 RELEASE 2.0 AND 2.6
38	GT28-6879-0	**GN24-5467		OS/VS1 RES WORKSTATION USERS GUIDE, RELEASE 2.0, 2.6
30	GT30-2025-0			OS TCAM USER'S GUIDE - PROG. NO. 360S-CQ-548 OS/VS2 RELEASE 1.0 and OS/VS1 RELEASE 1.0, 2.0
21	GT33-4010-1	**GN33-8166		OS/VS2, DOS/VS AMD VM/370 ASSEMBLER LANGUAGE OS/VS2 RELEASE 1.0,1.6,1.7, OS/VS1 - 1.0,2.0,2.6 DOS/VS - 28,29
21	GT33-4021-1			OS/VS AND VM/370 ASSEMBLER PROGRAMMER'S GUIDE OS/VS2 RELEASE 1,6,1.7 OS/VS1 1.0,2.0,2.6
21	GT33-4024-0			GUIDE TO THE DOS/VS ASSEMBLER - RELEASE 28
20	GT33-5370-1			INTRODUCTION TO DOS/VS - RELEASE 28
34	GT33-5371-1			DOS/VS SYSTEM MANAGEMENT GUIDE - RELEASE 28
30	GT33-5372-1			DOS/VS DATA MANAGEMENT GUIDE - RELEASE 28
30	GT33-5373-1			DOS/VS SUPERVISOR AND I/O MACROS - RELEASE 28
30	GT33-5375-0			DOS/VS DASD LABELS - RELEASE 28
36	GT33-5376-0	**GN33-8762		DOS/VS SYSTEM CONTROL STATEMENTS - RELEASE 28
34	GT33-5377-0	**GN33-8763	**GN33-8764	DOS/VS SYSTEM GENERATION - RELEASE 28
40	GT33-5378-0			DOS/VS OPERATING PROCEDURES - RELEASE 28
40	GT33-5379-1			DOS/VS MESSAGE - RELEASE 28
37	GT33-5380-0			DOS/VS SERVICEABILITY AIDS DEBUGGING PROCEDURES RELEASE 28
32	GT33-5381-0			DOS/VS SYSTEM UTILITIES - RELEASE 28
30	GT33-5382-0	**GN35-0010		DOS/VS UTILITIES ACCESS METHOD SERVICES - RELEASE 28
35	GT33-5388-0			MODEL 20 DOS/VS EMULATOR ON SYSTEM/370 - REFERENCE RELEASE 28
36	GT33-5403-0			DOS/VS PLANNING GUIDE TO POWER/VS RELEASE 2.9
32	GT35-0005-1			OS/VS UTILITIES - OS/VS1 RELEASE 1.0, 2.0, 2.6 OS/VS2 RELEASE 1.0, 1.6
30	GT35-0009-0			OS/VS ACCESS METHOD SERVICES OS/VS2 RELEASE 1.6,1.7 OS/VS1 - 2.0,2.6
40	GT38-0110-0			OPERATORS LIBRARY: OS/VS1 REFERENCE MANUAL
40	GT38-0120-2			OPERATORS LIBRARY OS/VS CONSOLE CONFIGURATIONS OS/VS1 RELEASE 2.0, 2.6 OS/VS2 RELEASE 1.0, 1.6
40	GT38-0210-0			OS/VS2 REFERENCE - OS/VS2 RELEASE 1.0,1.6
30	GT38-0255-0			OPERATOR'S LIBRARY: OS/VS1 DISPLAY CONSOLES
30	GT38-0260-0	**GN27-1431		OS/VS2 OPERATOR'S GUIDE DISPLAY CONSOLES - OS/VS2 RELEASE 1.0,1.6
40	GT38-1001-0			OS/VS MESSAGE LIBRARY: VS1 SYSTEM MESSAGES
40	GT38-1002-1			OS/VS2 MESSAGE LIBRARY:VS2 SYSTEM MESSAGES - OS/VS2 RELEASE 1.6
40	GT38-1003-0			OS/VS MESSAGE LIBRARY: SYSTEM CODES
31	GT38-1007-2			OS/VS MESSAGE LIBRARY: LINKAGE EDITOR AND LOADER MESSAGES OS/VS1 RELEASE 2.0, 2.6 OS/VS2 RELEASE 1.0, 1.6
40	GT38-1008-0	**GN28-2558		OS/VS2 MESSAGE LIBRARY:VS2 SYSTEM CODES - OS/VS2 RELEASE 1.0,1.6
30	GT38-1010-0	**GN24-5462		OS/VS1 MESSAGE LIBRARY: VS1 RES BTAM AND ACCOUNT MESSAGES RELEASE 2.0, 2.6
21	ST63-8041-0	**SN33-8152	**SN33-8158	OS/VS AND VM/370 ASSEMBLER LOGIC OS/VS2 RELEASE 1.0,1.6,1.7 OS/VS1 - 1.0,2.0,2.6
36	ST64-5155-0			OS/VS1 SUPERVISOR LOGIC
30	ST64-5156-0			OS/VS I/O SUPERVISOR LOGIC
36	ST64-5159-0			OS/VS CATALOG MANAGEMENT LOGIC
36	ST64-5160-0			OS/VS1 IPL AND NIP LOGIC
36	ST64-5161-0			OS/VS1 JOB MANAGEMENT LOGIC
30	ST66-3786-2			OS/VS ISAM LOGIC OS/VS2 RELEASE 1.0, 1.6 OS/VS1 RELEASE 1.0, 2.0, 2.6
30	ST66-3787-0	**SN26-8023		OS/VS DADSM LOGIC
30	ST66-3788-2			OS/VS SAM LOGIC - OS/VS2 RELEASE 1.0, 1.6 OS/VS1 RELEASE 1.0, 2.0, 2.6
30	ST66-3789-1	**SN26-8029		OS/VS BDAM LOGIC - OS/VS2 RELEASE 1.0, 1.6 OS/VS1 RELEASE 1.0, 2.0, 2.6
30	ST66-3817-0			OS/VS2 ACCESS METHOD (VSAM) LOGIC COMPONENT NO. 5741-SC1-DE, 5742-SC1-DF OS/VS2 RELEASE 1.6 and OS/VS1 2.6 RELEASE
36	ST66-3820-0			OS/VS2 CHECKPOINT/RESTART PLM
30	ST66-3823-0			OS/VS2 I/O SUPERVISOR LOGIC
30	**ST66-3826-0			OS/VS2 CATALOG MANAGEMENT LOGIC OS/VS2 RELEASE 2.0
30	**ST66-3828-0			OS/VS2 DADSM LOGIC OS/VS2 RELEASE 2.0
30	**ST66-3832-0			OS/VS2 SAM LOGIC OS/VS2 RELEASE 2.0
30	**ST66-3837-0			OS/VS1 DADSM LOGIC COMPONENT NO. 5741-SC1-D4 OS/VS1 RELEASE 3.0,3.1
30	ST66-3839-0			OS/VS1 OPEN/CLOSE/EOV LOGIC OS/VS1 RELEASE 3.0
30	**ST66-3840-0			OS/VS1 SAM LOGIC COMPONENT NO. 5741-SC1-D0 OS/VS1 RELEASE 3.0,3.1
30	**ST66-3841-0			OS/VS1 VSAM LOGIC COMPONENT NO. 5741-SC1-DE OS/VS1 RELEASE 3.0,3.1
37	ST67-7239-0	**SN27-1399		OS/VS RECOVERY MANAGEMENT SUPPORT LOGIC COMPONENT NOS. 5741-SC1-CE AND 5742-SC1-CE
30	ST67-7246-0	**SN27-1398	**SN27-1401	OS/VS BTAM LOGIC - OS/VS1 RELEASE 1.0, 2.0, 2.6 OS/VS2 RELEASE 1.0, 1.6
36	ST68-0605-0			OS/VS1 SYSTEM DATA AREAS
37	ST68-0635-0	**SN28-2541		OS/VS1 SERVICE AIDS LOGIC - RELEASE 1.0, 2.0, 2.6
37	ST68-0639-0			OS/VS SYS1.LOGREC ERROR RECORDING LOGIC
37	ST68-0641-0			OS/VS2 DYNAMIC SUPPORT SYSTEM LOGIC COMPONENT NOS. 5741-SC1-10, 5742-SC1-10 - OS/VS2 RELEASE 1.0 1.6 AND OS/VS1 RELEASE 2.0, 2.6

37	ST68-0643-0		OS/VS2 SERVICE AIDS LOGIC - OS/VS2 RELEASE 1.0, 1.6
39	ST68-0649-0		OS/VS2 TSO CONTROL PIM OS/VS2 RELEASE 1.0, 1.6
39	ST68-0650-0		OS/VS2 TERMINAL MONITOR PROGRAM AND SERVICE ROUTINES LOGIC
			OS/VS2 RELEASE 1.0, 1.6
39	ST68-0651-0		OS/VS2 TSO COMMAND PROCESSOR LOGIC VOLUME 1: ACCOUNT
			OS/VS2 RELEASE 1.0, 1.6
39	ST68-0652-0		OS/VS2 COMMAND PROCESSOR LOGIC VOLUME IV - OS/VS2 RELEASE
			1.0, 1.6
39	**ST68-0654-0		OS/VS2 TERMINAL MESSAGES DIRECTORY OS/VS2 RELEASE 2.0
37	ST68-0662-0		OS/VS1 OLTEP LOGIC - RELEASE 2.0, 2.6
37	ST68-0669-0		OS/VS1 SYS1.LOGREC ERROR RECORDING LOGIC OS/VS1 RELEASE 3.0
37	**ST68-0678-0		OS/VS SYS. 1 LOGREC ERROR RECORDING LOGIC OS/VS2 RELEASE 2.0
30	ST68-6849-0	**SN24-5468	OS/VS1 RES RTAM AND WORKSTATION SUPPORT LOGIC
			RELEASE 2.0, 2.6
30	ST70-2039-1		OS/VS TCAM LOGIC
30	**ST70-3017-1		S/370 SUBSYSTEM SUPPORT SERVICES LOGIC OS/VS1 RELEASE 3.1
			OS/VS2 REL. 2.0
39	ST73-8548-0		OS/VS2 COMMAND PROCESSOR LOGIC VOLUME II: ECLIS - OS/VS2
			RELEASE 1.0, 1.6
36	ST73-8551-0		DOS/VS SUPERVISOR LOGIC - RELEASE 28
37	ST73-8552-0		DOS/VS ERROR RECOVERY & RECORDING TRANSIENTS LOGIC
			RELEASE 28
36	ST73-8553-0		DOS/VS LOGICAL TRANSIENTS LOGIC - RELEASE 28
37	ST73-8554-0		DOS/VS SYSTEM SERVICEABILITY - RELEASE 28
36	ST73-8555-0		DOS/VS IPL AND JOB CONTROL LOGIC - RELEASE 28
31	ST73-8556-0		DOS/VS LINKAGE EDITOR LOGIC - RELEASE 28
31	ST73-8557-0		DOS/VS LIBRARIAN LOGIC - RELEASE 28
30	ST73-8559-0		DOS/VS LIOCS VOL. 1 GENERAL INFORMATION & IMPERATIVE MACROS
			LOGIC - RELEASE 28
30	ST73-8560-0		DOS/VS LIOCS VOL. 2 SAM LOGIC - RELEASE 28
30	ST73-8562-0		DOS/VS LIOCS VOL. 4 VSAM LOGIC - RELEASE 28
30	**ST73-8564-1		DOS/VS UTILITIES ACCESS METHOD SERVICES LOGIC DOS/VS
			RELEASE 28, 29 & 30
36	ST73-8565-0		DOS/VS POWER PROGRAM LOGIC - RELEASE 28
38	ST73-8566-0		DOS/VS POWER RJE PROGRAM LOGIC - RELEASE 28
36	**ST73-8570-0		DOS/VS POWER/VS LOGIC DOS/VS RELEASE 30
20	ST73-8571-0		DOS/VS HANDBOOK - RELEASE 28
39	ST75-0004-0		OS/VS2 TSO COMMAND PROCESSOR LOGIC VOLUME III: TEST
			OS/VS2 RELEASE 1.0, 1.6
32	ST75-0005-0	**SN35-0008	OS/VS1 UTILITIES LOGIC - RELEASE 1.0, 2.0, 2.6
30	**ST75-0008-0	**SN35-0012	OS/VS ACCESS METHOD SERVICES LOGIC COMPONENT NOS.
			5752-SC1-DK, 5741-SC1-DK, 5742-SC1-DK, OS/VS2 REL. 1.6,1.7,
			2.0 OS/VS1 RELEASE
			2.0,2.6,3.0,3.1
30	**ST75-0010-0		OS/VS2 ACCESS METHOD SERVICES LOGIC OS/VS2 RELEASE 2.0
30	**ST75-0011-0		OS/VS2 CVOL PROCESSOR LOGIC OS/VS2 RELEASE 2.0
14	**GX09-1000-0		IBM 129-3270 OPERATOR'S REFERENCE SUMMARY
14	**GX09-1001-0		IBM 129-3270 (RPQ 8T0105) OPERATOR'S REFERENCE SUMMARY
89	**GX20-1701-1		GENERAL PURPOSE SYSTEMS SIMULATOR CODING FORM
			PROG. NOS. 5734-XS1, XS2, 5736-XS1, XS3, 360A-CS-17X, 19X
89	**GX20-1702-1#		PROPORTIONAL RECORD LAYOUT FORM
07	**GX20-1705-2		2311 MODEL 1 DISK STORAGE DRIVE CAPACITY AND TRANSMISSION
			TIME: REFERENCE SUMMARY
07	**GX20-1710-2		IBM 2314 DIRECT ACCESS STORAGE FACILITY CAPACITY AND
			TRANSMISSION TIME REFERENCE CARD
89	**GX20-1711-1#		IBM SYSTEM/360 RECORD LAYOUT WORKSHEET
04	**GX20-1741-3		IBM 1287 OPTICAL READER DOCUMENT TRACING GUIDE
89	**GX20-1751-0		IBM 2260 DISPLAY FORMAT
04	**GX20-1759-3#		IBM 1287 OPTICAL READER DESIGN FORMATS
89	**GX20-1761-0		MATHEMATICAL PROGRAMMING INPUT FORM
			SYSTEM/360 - 1130
01	**GX20-1787-0		DEBUGGING AID
			DIRECT EVALUATION OF FLOATING POINT NUMBERS IN HEXADECIMAL
01	**GX20-1850-2		SYSTEM/370 REFERENCE SUMMARY CARD
09	**GX20-1878-1		IBM 3270 INFORMATION DISPLAY SYSTEM REFERENCE SUMMARY
07	**GX20-1920-1		IBM 3330 SERIES DISK STORAGE (3333 MODELS 1 AND 11, 3330
			MODELS 1, 2 AND 11): REFERENCE SUMMARY
23	GX20-1924-1		IBM VIRTUAL MACHINE FACILITY/370: BASIC LANGUAGE REFERENCE
			SUMMARY - PROGRAM PROD 5749
20	**GX20-1926-2		IBM VIRTUAL MACHINE FACILITY/370: QUICK GUIDE FOR USERS
			REFERENCE SUMMARY - PROG. PROD. 5749
36	**GX20-1927-1		ASP VERSION 3 ASYMMETRIC MULTIPROCESSING SYSTEM:
			OPERATORS REFERENCE BOOKLET - PROG. NO. 360A-CX-15X
20	GX20-1961-0		SUMMARY OF VM/370 CP AND CMS COMMANDS
04	**GX20-1972-0		IBM 3890 DOCUMENT PROCESSOR REFERENCE SUMMARY
89	**GX20-8020-1		FLOWCHARTING TEMPLATE
89	**GX21-9011-0		IBM 1062 PROGRAM TAPE LAYOUT SHEET
89	**GX21-9017-0		IBM 1062 TERMINAL RECORD TAPE, DOCUMENT FEED,
			PRINTER PLANNING CHART
15	**GX21-9030-0		IBM PHYSICAL PLANNING TEMPLATE, 1030 DATA COLLECTION SYSTEM
89	**GX21-9090-2		RPG OUTPUT-FORMAT SPECIFICATIONS (FORM)
89	**GX21-9091-2		RPG EXTENSIONS AND LINE COUNTER SPECIFICATIONS SHEET
89	**GX21-9092-4		RPG CONTROL CARD AND FILE DESCRIPTION SPECIFICATIONS FORM
89	**GX21-9093-2		RPG CALCULATION SPECIFICATIONS SHEET
89	**GX21-9094-2		RPG INPUT SPECIFICATIONS FORM
04	**GX21-9106-0		IBM 1288 DOCUMENT GAUGE FOR MACHINE SETUP
89	**GX21-9129-4#		RPG DEBUGGING TEMPLATE
	GX21-9129-3#		
15	**GX21-9155-0		IBM 3740 DATA ENTRY SYSTEM PHYSICAL PLANNING TEMPLATE
08	**GX21-9171-2		IBM 3747 DATA CONVERTER REFERENCE CARD
08	**GX21-9172-1		IBM 3741/3742 REFERENCE CARD
89	**GX21-9185-0		IBM 3747 DATA CONVERTER RUN SHEET
89	**GX21-9186-0		IBM 3740 JOB INSTRUCTIONS FORM

89	**GX21-9187-0	IBM 3740 SYSTEM PRINT CHART
08	**GX21-9204-2	IBM 3741 PROGRAMMABLE WORK STATION MODELS 3-4 REFERENCE CARD
15	**GX22-6834-7	PUNCHED CARD AND TAPE I/O AND PRINTERS, FOR SYSTEM/360 AND SYSTEM/370: IBM PHYSICAL PLANNING TEMPLATE
05	**GX22-6837-5	2401 - 2404 AND 2415 MAGNETIC TAPE UNITS
15	**GX22-6855-9	IBM PHYSICAL PLANNING TEMPLATE: SYSTEM/360 AND SYSTEM/370 MAGNETIC TAPE UNITS AND CONTROLS
15	**GX22-6857-8	IBM PHYSICAL PLANNING TEMPLATE: SYSTEM/360 AND SYSTEM/370 COMMUNICATIONS EQUIPMENT
15	**GX22-6858-7	IBM PHYSICAL PLANNING TEMPLATE: SYSTEM/360 AND SYSTEM/370 DATA STORAGE DEVICES
15	**GX22-6859-5	IBM PHYSICAL PLANNING TEMPLATE: SYSTEM/360 AND SYSTEM/370 CONSOLES AND TERMINALS
15	**GX22-6860-6	IBM PHYSICAL PLANNING TEMPLATE: SYSTEM/360 AND SYSTEM/370 MAGNETIC AND OPTICAL CHARACTER READERS
15	**GX22-6925-1#	IBM PHYSICAL PLANNING TEMPLATE: SYSTEM/360 AND SYSTEM/370 FIELD ENGINEERING FURNITURE AND TEST EQUIPMENT
15	**GX22-6981-0	IBM PHYSICAL PLANNING TEMPLATE SYSTEM/360 MODEL 195
01	**GX22-6984-2	IBM SYSTEM/370 MODEL 165 OPERATORS REFERENCE CARD
15	**GX22-6985-1	IBM PHYSICAL PLANNING TEMPLATE: SYSTEM/360 AND SYSTEM/370 CHANNELS: 2860, 2870, AND 2880
15	**GX22-7005-1	IBM PHYSICAL PLANNING TEMPLATE: SYSTEM/370 MODEL 145
15	**GX22-7006-1#	IBM PHYSICAL PLANNING TEMPLATE SYSTEM/370 MODEL 155
	GX22-7006-0#	
15	**GX22-7007-2	IBM PHYSICAL PLANNING TEMPLATE: SYSTEM/370 MODEL 165
15	**GX22-7008-1	IBM PHYSICAL PLANNING TEMPLATE: SYSTEM/370 MODEL 135
15	**GX22-7018-1	3270 INFORMATION DISPLAY SYSTEM: PHYSICAL PLANNING TEMPLATE
15	**GX22-7021-1	IBM PHYSICAL PLANNING TEMPLATE: SYSTEM/370 MODEL 125
15	**GX22-7022-2	IBM PHYSICAL PLANNING TEMPLATE: SYSTEM/370 MODEL 168 AND MODEL 168 MULTIPROCESSING
15	**GX22-7023-2	IBM PHYSICAL PLANNING TEMPLATE: SYSTEM/370 MODEL 158
15	**GX22-7029-0	3340 DISK STORAGE MODELS A2, B1, AND B2, FOR SYSTEM/370: IBM PHYSICAL PLANNING TEMPLATE
15	**GX22-7031-2	IBM PHYSICAL PLANNING TEMPLATE 3890 DOCUMENT PROCESSOR
15	**GX22-7032-2	3704 COMMUNICATIONS CONTROLLER FOR SYSTEM/370: IBM PHYSICAL PLANNING TEMPLATE
15	**GX22-7035-0	3410 MAGNETIC TAPE UNIT MODELS 1 TO 3 AND 3411 MAGNETIC TAPE UNIT AND CONTROL MODELS 1 TO 3 FOR SYSTEM/370: IBM PHYSICAL PLANNING TEMPLATE
15	**GX22-7037-0	2401 MAGNETIC TAPE UNIT MODELS 1 TO 6 AND 8, FOR SYSTEM/370: IBM PHYSICAL PLANNING TEMPLATE
15	**GX22-7038-0	2415 MAGNETIC TAPE UNIT AND CONTROL MODELS 1 TO 6, FOR SYSTEM/370: IBM PHYSICAL PLANNING TEMPLATE
15	**GX22-7039-0	2420 MAGNETIC TAPE UNIT MODELS 5 AND 7, FOR SYSTEM/370: IBM PHYSICAL PLANNING TEMPLATE
15	**GX22-7041-0	2495 TAPE CARTRIDGE READER MODEL 1, FOR SYSTEM/370: IBM PHYSICAL PLANNING TEMPLATE
15	**GX22-7042-0	2803 TAPE CONTROL MODELS 1 TO 3, FOR SYSTEM/370: IBM PHYSICAL PLANNING TEMPLATE
15	**GX22-7043-0	2804 TAPE CONTROL MODELS 1 TO 3, FOR SYSTEM/370: IBM PHYSICAL PLANNING TEMPLATE
15	**GX22-7044-0	2816 SWITCHING UNIT MODEL 1, FOR SYSTEM/370: IBM PHYSICAL PLANNING TEMPLATE
15	**GX22-7045-0	3540 DISKETTE INPUT/OUTPUT UNIT MODELS B1 AND B2 FOR SYSTEM/370: IBM PHYSICAL PLANNING TEMPLATE
15	**GX22-7046-1	3830 STORAGE CONTROL MODELS 1, 2 AND 3 FOR SYSTEM/370 IBM PHYSICAL PLANNING TEMPLATE
15	**GX22-7047-0	IBM PHYSICAL PLANNING TEMPLATE: 3330 DISK STORAGE MODELS 1, 2, AND 11; 3333 DISK STORAGE & CONTROL MODELS 1 AND 11
15	**GX22-7051-0	3705 COMMUNICATIONS CONTROLLER FOR SYSTEM/370: PHYSICAL PLANNING TEMPLATE
15	**GX22-7052-0	IBM PHYSICAL PLANNING TEMPLATE FOR 3881 OPTICAL MARK READER MODELS 1 TO 3 AND 3886 OPTICAL CHARACTER READER MODELS 1 AND 2
15	**GX22-7053-0	IBM PHYSICAL PLANNING TEMPLATE 3851 MASS STORAGE FACILITY FOR S/370
89	**GX24-3092-0	IBM 1050 DATA COMMUNICATIONS SYSTEM TRANSMISSION - LIMITED MAXIMUM-MESSAGE-RATE GRAPH
89	**GX24-3124-2	PLANNING CHART, IBM 1050 DATA COMMUNICATION SYSTEM
89	**GX24-3139-3	IBM 1050 DATA COMMUNICATION SYSTEM, OPERATOR INSTRUCTION SHEET
89	**GX24-3285-1	IBM 1030 DATA COLLECTION SYSTEM, IBM 1031 PROGRAM CHART
15	**GX24-3381-1	IBM PHYSICAL PLANNING TEMPLATE, 1050 DATA COMMUNICATIONS SYSTEM
01	**GX26-1587-0	DECIMAL/HEXADECIMAL INTEGER CONVERSION CHART
01	**GX26-1588-0	DECIMAL/HEXADECIMAL FRACTION CONVERSION CHART
14	**GX26-1618-0	IBM 2730 TRANSACTION VALIDATION TERMINAL - REFERENCE CARD
50	**SX26-3700-0	CICS/VS REFERENCE SUMMARY: MASTER TERMINAL OPERATOR
30	**GX27-0024-0	VTAM REFERENCE SUMMARY
15	**GX27-2900-1	IBM PHYSICAL PLANNING TEMPLATE: COMMUNICATIONS TERMINALS
89	**GX27-2901-0	IMAGE PLANNING CHART - 2760 OPTICAL IMAGE UNIT, REGISTRATION PUNCHING ACME
89	**GX27-2902-0	IMAGE PLANNING CHART - 2760 OPTICAL IMAGE UNIT REGISTRATION PUNCHING OXBERRY
89	**GX27-2903-1#	2760 LAYOUT GUIDE (REGISTRATION PUNCHING-ACME)
89	**GX27-2904-1#	2760 LAYOUT GUIDE (OXBERRY)
89	**GX27-2905-0	IBM 2760 OPTICAL IMAGE LIMIT AUXILIARY SCREEN OVERLAY GUIDE
15	**GX27-2909-0	PHYSICAL PLANNING TEMPLATE IBM 2770 DATA COMMUNICATION SYSTEM
15	**GX27-2917-0	3770 DATA COMMUNICATION SYSTEM PHYSICAL PLANNING TEMPLATE
89	**GX27-2950-0	2250 DISPLAY LAYOUT SHEET



89	**GX27-2951-0		IBM 3270 INFORMATION DISPLAY SYSTEM LAYOUT SHEET
39	GX28-0647-2#		OS/V52 TSO COMMAND LANGUAGE REFERENCE SUMMARY
	GX28-0647-1#		
37	**GX28-0684-1		OS AND OS/V5 SMP REFERENCE SUMMARY - PROG. NO. 3605-DN-611
			AND VS COMPONENT NOS. 5741-SC1-30, 5742-SC1-30
37	GX28-0690-1#		OS/V5 DSS COMMAND LANGUAGE REFERENCE SUMMARY CARD
	GX28-0690-0#		
89	**GX28-1464-5#		COBOL CODING FORM
24	**GX28-1520-0		IBM REFERENCE CARD - COBOL
25	**GX28-6384-0		IBM FORTRAN IV REFERENCE CARD
23	**SX28-6385-0		SYSTEM/370 VS BASIC (TSO REFERENCE SUMMARY)
			PROG. NO. 5748-XX1
89	**GX28-6506-4		IBM SYSTEM/360 BASIC ASSEMBLER SHORT CODING FORM
89	**GX28-6507-4		IBM SYSTEM/360 BASIC ASSEMBLER LONG CODING FORM
89	**GX28-6509-6#		IBM SYSTEM/360 ASSEMBLER CODING FORM
29	**SX28-6813-1		IBM SYSTEM/360 OS/DOS IFF: PLI REFERENCE CARD
			PROGRAM NUMBERS 5734-RC1, 5736-RC1
23	**SX28-6814-1		IBM SYSTEM/360 OS/DOS IFF: BASIC, REFERENCE CARD, PROG. NOS.
			5734-RC3 AND 5736-RC2
89	**GX28-7327-6		FORTRAN CODING FORM
25	**SX28-8193-0		IBM FORTRAN INTERACTIVE DEBUG FOR OS (TSO) AND VM/370 (CMS)
			REFERENCE CARD - PROGRAM NUMBER 5734-FC5
24	**SX28-8194-2#		IBM OS COBOL INTERACTIVE DEBUG REFERENCE CARD - PROGRAM
	SX28-8194-1#		PRODUCT 5734-CB4
24	**GX28-8195-0		IBM GUIDE TO AMERICAN NATIONAL STANDARD COBOL REFERENCE CARD
29	**SX33-6001-0		DISK OPERATING SYSTEM/360 REFERENCE CARD PL/I OPTIMIZING
			COMPILER KEYWORDS
29	**SX33-6002-1		OS PL/I CHECKOUT AND OPTIMIZING COMPILERS: KEYWORDS
			REFERENCE SUMMARY, PROG. NOS. 5734-PL1, -PL2, -PL3
29	**SX33-6005-0		OS PL/I CHECKOUT AND OPTIMIZING COMPILERS: TERMINAL
			COMMANDS AND COMPILER OPTIONS REFERENCE SUMMARY-PROG. NOS.
			5734-PL1, PL2, PL3
33	**SX33-8001-0		OS/V5 SORT/MERGE REFERENCE SUMMARY PROG. PROD. 5740-SM1
36	GX33-9004-1#		SYSTEM/370 DOS/V5 POWER AND POWER RJE
	GX33-9004-0#		COMPONENT NO. 5745-SC-PWR REFERENCE SUMMARY
05	**GX35-5001-0		IBM SYSTEM/360/370 REFERENCE DATA 2401-2404, 2415, 2420,
			AND 3420 MAGNETIC TAPE UNITS
40	GX38-0227-0		OPERATOR'S LIBRARY: OS/V52 (JES2) COMMAND LANGUAGE
22	**LYB0-0626-1		REFERENCE SUMMARY
			APL/360 - DOS ASSEMBLY LISTINGS,
			PROGRAM NUMBER 5736-XM6, FEATURE CODE 8065,
			FE SERVICE NUMBER 200157
50	**LYB0-0631-6		INFORMATION MANAGEMENT SYSTEM (IMS/360) VERS. 2
50	**LYB0-0632-6		DATA BASE LISTINGS, VOL. 3, PROG. PROD. 5734-XX6
			INFORMATION MANAGEMENT SYSTEM/360, VERSION 2, VOLUME 4,
			DATA COMMUNICATION LISTINGS, MICROFICHE
50	**LYB0-0724-2		PROG. PROD. 5734-XX6, FEATURE CODE 8083
			CUSTOMER INFORMATION CONTROL SYSTEM/DOS - ENTRY (CICS/DOS-
50	**LYB0-0735-2		ENTRY) LISTINGS, PROG. PROD. 5736-XX6
			CUSTOMER INFORMATION CONTROL SYSTEM/DOS STANDARD (CICS/DOS-
50	**LYB0-0781-3		STANDARD) LISTINGS, PROG. PROD. 5736-XX7
			CUSTOMER INFORMATION CONTROL SYSTEM/OPERATING SYSTEM
			STANDARD (CICS/OS-STANDARD) VERSION 2 PROGRAM LISTINGS
50	**LYB0-0834-2		MICROFICHE - PROGRAM NUMBER 5734-XX7
			INTERACTIVE QUERY FEATURE (IQF) TO IMS/360: MICROFICHE
50	**LYB0-0839-2	**LNB0-9491	LISTINGS - PROGRAM NUMBER 5734-XX6
			DATA LANGUAGE/I DOS/V5 LISTING - PROG. NO. 5746-XX1
99	**GYB0-0854-2	**GNB0-9093	
			IBM S/360, 370 ASYMMETRIC MULTIPROCESSING SYSTEM
			(ASP VERSION 3): LISTINGS MICROFICHE
			PROGRAM NUMBER 360A-CX-15X
99	**GYB0-0856-0		S/370 HASP II VERSION 4 MICROFICHE - PROGRAM NUMBER
			370H-TX-001
50	**LYB0-0864-1		GENERALIZED INFORMATION SYSTEM VERSION 2 (GIS/2) BASIC
			RETRIEVAL SYSTEM MICROFICHE - PROGRAM NUMBER 5734-XX1
50	**LYB0-0865-0		GENERALIZED INFORMATION SYSTEM VERSION 2 (GIS/2) ARITHMETIC
			STATEMENT FEATURE MICROFICHE - PROGRAM NUMBER 5734-XX1
50	**LYB0-0866-1		GENERALIZED INFORMATION SYSTEM VERSION 2 (GIS/2)
			TELEPROCESSING SUPPORT FEATURE MICROFICHE - PROGRAM NUMBER
			5734-XX1
50	**LYB0-0867-1		GENERALIZED INFORMATION SYSTEM VERSION 2 (GIS/2) CONTROL
			STATEMENT FEATURE MICROFICHE - PROGRAM NUMBER 5734-XX1
50	**LYB0-0868-0		GENERALIZED INFORMATION SYSTEM VERSION 2 (GIS/2) PROCESSING
			STATEMENT FEATURE MICROFICHE - PROGRAM NUMBER 5734-XX1
50	**LYB0-0869-1		GENERALIZED INFORMATION SYSTEM VERSION 2 (GIS/2) FORMAL
			REPORT FEATURE MICROFICHE - PROGRAM NUMBER 5734-XX1
50	**LYB0-0870-1		GENERALIZED INFORMATION SYSTEM VERSION 2 (GIS/2)
			HIERARCHICAL FILE SUPPORT FEATURE MICROFICHE - PROGRAM
			NUMBER 5734-XX1
50	**LYB0-0871-1		GENERALIZED INFORMATION SYSTEM VERSION 2 (GIS/2) UPDATE AND
			CREATE FEATURE MICROFICHE - PROGRAM NUMBER 5734-XX1
50	**LYB0-0872-1		GENERALIZED INFORMATION SYSTEM VERSION 2 (GIS/2) UTILITY
			FEATURE MICROFICHE - PROGRAM NUMBER 5734-XX1
50	**LYB0-0873-1		GENERALIZED INFORMATION SYSTEM VERSION 2 (GIS/2) EDIT AND
			ENCODE FEATURE MICROFICHE - PROGRAM NUMBER 5734-XX1
50	**LYB0-0874-1		GENERALIZED INFORMATION SYSTEM VERSION 2 (GIS/2) FILE MODIFY
			FEATURE MICROFICHE - PROGRAM NUMBER 5734-XX1
50	**LYB0-0875-1		GENERALIZED INFORMATION SYSTEM VERSION 2 (GIS/2) DATA
			LANGUAGE/I QUERY SUPPORT FEATURE MICROFICHE - PROGRAM
			NUMBER 5734-XX1
50	**LYB0-0876-0		GENERALIZED INFORMATION SYSTEM VERSION 2 (GIS/2) EXTENDED
			MULTI-FILE SUPPORT FEATURE MICROFICHE - PROGRAM NUMBER
			5734-XX1

99	SYB0-0900-5#	**SNB0-2975	**SNB0-2977	IBM VM/370: CP MICROFICHE - PROGRAM NUMBER 5749-010
99	SYB0-0901-5#	**SNB0-2979	**SNB0-2978	IBM VM/370: CMS MICROFICHE - PROGRAM NUMBER 5749-010
		**SNB0-2976		
		**SNB0-2980		
22	**LYB0-2010-0			A PROGRAMMING LANGUAGE SHARED VARIABLE LISTINGS (APLSV) PRPQ 5799-AJF
50	**LYB0-2046-0	**LNB0-3369		FASTER LANGUAGE FACILITY VERSION 1.0 (FLF/CICS/VS): LISTINGS PROG. NOS. 5740-XX1 (OS), 5746-XX3 (DOS)
50	**LYB0-8008-2			CUSTOMER INFORMATION CONTROL SYSTEM/VIRTUAL STORAGE (CICS/VS) LISTINGS (OS) PROG. PROD. 5740-XX1
50	**LYB0-8009-2			CUSTOMER INFORMATION CONTROL SYSTEM/VIRTUAL STORAGE (CICS/VS) LISTINGS (DOS) PROG. PROD. 5746-XX3
50	**LYB0-8016-2#			INFORMATION MANAGEMENT SYSTEM/VIRTUAL STORAGE (IMS/VS)
	LYB0-8016-0#			DATA BASE LISTINGS - SYSTEM MANUAL VOL III PROG. PROD. 5740-XX2
50	**LYB0-8017-2#			INFORMATION MANAGEMENT SYSTEM/VS (IMS/VS)
	LYB0-8017-0#			DATA COMMUNICATION LISTINGS FEATURE SYSTEM MANUAL VOL. IV PROG. PROD. 5740-XX2
50	**LYB0-8018-2#			INFORMATION MANAGEMENT SYSTEM/VS (IMS/VS)
	LYB0-8018-0#			INTERACTIVE QUERY FACILITY (IQF) SYSTEM MANUAL VOL. VI - PROG. PROD. 5740-XX2
50	**LYB0-8023-0			GENERALIZED INFORMATION SYSTEM/VIRTUAL STORAGE (GIS/VS) LISTINGS FOR BASIC QUERY FEATURE PROG. PROD. 5740-XX7
50	**LYB0-8024-0			GENERALIZED INFORMATION SYSTEM/VIRTUAL STORAGE (GIS/VS) LISTINGS FOR ADVANCED QUERY FEATURE PROG. PROD. 5740-XX7
50	**LYB0-8025-0			GENERALIZED INFORMATION SYSTEM/VIRTUAL STORAGE (GIS/VS) LISTINGS FOR MODIFY FEATURE PROG. PROD. 5740-XX7
50	**LYB0-8026-0			GENERALIZED INFORMATION SYSTEM/VIRTUAL STORAGE (GIS/VS) LISTINGS FOR THE UPDATE/CREATE FEATURE PROG. NO. 5740-XX7
99	**GYB0-8501-0			MICROFICHE FOR IBM SYSTEM/370 DISTRIBUTED SYSTEM - PROGRAM NUMBER 360A-TX-032
28	**LYB1-0450-6			S/360 DOS RPG II COMPILER, LISTINGS, PROG. PROD. 5736-RG1
99	SYC0-9000-0	**SNB5-0202		IBM VM/370 RSCS LISTINGS, PROGRAM NO. 5749-010
33	**LYC7-0901-1	**LSC0-5304		DOS 01-0 SORT/MERGE LISTINGS - PROGRAM PRODUCT 5743-SM1
33	**LYC7-0903-2			DOS/VS SORT/MERGE 1.0 LISTING - PROGRAM PRODUCT 5746-SM1
33	**LYC7-0904-1	**LSC0-5311		OS/VS SORT/MERGE, LISTING - PROG. PROD. 5740-SM1
99	**SYC7-1117-0			SYSTEM/370 OS MULTIFONT PREPROCESSOR SUPPORT LISTINGS PROGRAM NUMBER 360A-TX-031
99	**SYC7-1118-0			SYSTEM/370 OS/VS MULTIFONT PREPROCESSOR SUPPORT LISTINGS PROGRAM NUMBER 5744-AE1
99	**SYC7-1119-0			SYSTEM/370 DOS MULTIFONT PREPROCESSOR SUPPORT LISTINGS PROGRAM NUMBER 360A-TX-031
99	SYC7-1120-0			SYSTEM/370 DOS/VS PREPROCESSOR SUPPORT LISTINGS - PROGRAM NUMBER 5747-AA1
28	**LYC7-1317-2			IBM DISK OPERATING SYSTEM REPORT PROGRAM GENERATOR II AUTO REPORT FEATURE - PROGRAM LISTINGS - PROGRAM NUMBER 5736-RG1
99	**GYC7-1900-0	**GNC7-1903		S/370 DISK OPERATING SYSTEM ASSEMBLER D ASSEMBLY LISTINGS PROGRAM NUMBER 370N-AS-465
99	**GYC7-1901-1#	**GNC7-1924		SYSTEM/370 DISK OPERATING SYSTEM MICROFICHE ASSEMBLY
	GYC7-1901-0#	GNC7-1901	GNC7-1904	LISTINGS - SYSTEM CONTROL/BASIC IOCS - PROGRAM NUMBER 370N-CL-453
		GNC7-1922		
99	**GYC7-1902-1#			DOS 27.1 DIRECT ACCESS METHOD, ASSEMBLY LISTINGS, PROG. NO. 370N-IO-454
99	**GYC7-1903-0	**GNC7-1905		DOS 27 SEQUENTIAL DISK IOCS MICROFICHE LISTINGS - PROGRAM NUMBER 370N-IO-455
99	**GYC7-1904-0	**GNC7-1906		DOS 27 MAGNETIC TAPE IOCS MICROFICHE LISTINGS - PROGRAM NUMBER 370N-IO-456
99	**GYC7-1905-0	**GNC7-1907		DOS 27 ISFMS MICROFICHE LISTING - PROGRAM NUMBER 370N-IO-457
99	**GYC7-1906-0			DOS-27 PAPER TAPE IOCS - MICROFICHE LISTINGS PROGRAM NUMBER 360N-IO-458
99	**GYC7-1907-0	**GNC7-1908	**GNC7-1923	DOS 27 SYSTEM UTILITY PROGRAMS, 370N-UT-491 MICROFICHE LISTING
99	**GYC7-1908-0	**GNC7-1909		S/370 DISK OPERATING SYSTEM ENVIRONMENTAL RECORDING AND EDITING PROGRAM 370N-UT-492
99	**GYC7-1909-0	**GNC7-1910		S/370 DISK OPERATING SYSTEM BASIC TELECOMMUNICATIONS ACCESS METHOD ASSEMBLY LISTINGS, PROGRAM NUMBER 370N-CQ-469
99	**GYC7-1910-0	**GNC7-1911		S/370 DISK OPERATING SYSTEM QUEUED TELECOMMUNICATIONS ACCESS METHOD ASSEMBLY LISTINGS, PROGRAM NUMBER 370N-CQ-470
99	**GYC7-1911-0	**GNC7-1900		SYSTEM/370 DISK OPERATING SYSTEM MICROFICHE ASSEMBLY LISTINGS 3735 TERMINAL SUPPORT - PROGRAM NUMBER 370N-CQ-493
99	**GYC7-1912-0			SYSTEM/370 DISK OPERATING SYSTEM MICROFICHE ASSEMBLY LISTINGS OLTEP - PROGRAM NUMBER 370N-DN-481
99	**GYC7-1913-0	**GNC7-1912		S/370 DISK OPERATING SYSTEM SYSTEM/370 EMULATOR ASSEMBLY LISTINGS - PROGRAM NUMBER 370N-EU-490
99	**GYC7-1914-0	**GNC7-1913		SYSTEM/370 DISK OPERATING SYSTEM MICROFICHE ASSEMBLY LISTINGS COMPILER I/O MODULES - PROGRAM NUMBER 370N-IO-476
99	**GYC7-1915-1#			S/370 DISK OPERATING SYSTEM MAGNETIC CHARACTER READER IOCS 370N-IO-477
99	GYC7-1915-0#			
99	**GYC7-1916-0	**GNC7-1915		S/370 DISK OPERATING SYSTEM OPTICAL CHARACTER READER IOCS ASSEMBLY LISTINGS - PROGRAM NUMBER 370N-IO-478
99	**GYC7-1917-1			SYSTEM/370 DISK OPERATING SYSTEM MICROFICHE ASSEMBLY LISTINGS MICROFICHE INDEX
99	**GYC7-1918-0			DOS 27 ASSEMBLER F - MICROFICHE LISTING PROGRAM NUMBER 360N-AS-466
99	**GYC7-1919-0			DOS 27 COBOL D - MICROFICHE LISTING PROGRAM NUMBER 360N-CB-452
99	**GYC7-1920-0			DOS 27 ANS COBOL - MICROFICHE LISTING PROGRAM NUMBER 360N-CB-482
99	**GYC7-1921-0	**GNC7-1916		S/370 DISK OPERATING SYSTEM LANGUAGE CONVERSION PROGRAM ASSEMBLY LISTINGS, PROGRAM NUMBER 360N-CV-489
99	**GYC7-1922-0	**GNC7-1917	**GNC7-5119	S/370 DISK OPERATING SYSTEM FORTRAN IV ASSEMBLY LISTINGS - PROGRAM NO. 360N-FO-479

99	**GYC7-1923-0	**GNC7-5120		DOS 27 FORTRAN LIBRARY SUB PROGRAM MICROFICHE LISTINGS PROGRAM NUMBER 360N-IM-480
99	**GYC7-1924-0	**GNC7-1918		S/370 DISK OPERATING SYSTEM PL/1 ASSEMBLY LISTINGS, PROGRAM NUMBER 360N-PL-464
99	**GYC7-1925-0			DOS 27 DISK SORT/MERGE-MICROFICHE LISTINGS - PROGRAM NUMBER 360N-SM-450
99	**GYC7-1926-0	**GNC7-1919		S/370 DISK OPERATING SYSTEM MODULAR SORT/MERGE ASSEMBLY LISTINGS PROGRAM NUMBER 360N-SM-483
99	**GYC7-1927-0	**GNC7-1920		DOS 27 UTILITIES GROUP I - MICROFICHE LISTINGS - PROGRAM NUMBER 360N-UT-461
99	**GYC7-1928-0	**GNC7-1921		S/370 DISK OPERATING SYSTEM GROUP 2 UTILITIES TAPE 360N-UT-462
99	**GYC7-1930-0			DOS 27.1 UTILITIES GROUP 3 MICROFICHE LISTING - PROGRAM NUMBER 360N-UT-463
99	**GYC7-1931-0			S/370 DISK OPERATING SYSTEM MPS UTILITY MACROS MICROFICHE ASSEMBLY LISTINGS, PROG. NO. 360N-UT-471
99	SYC7-1932-1#	**SNC7-1966	**SNC7-2011	DISK OPERATING SYSTEM/VIRTUAL STORAGE ATTENTION ROUTINES LISTINGS - COMPONENT NUMBER 5745-SC-AIT
99	SYC7-1932-0#			
99	SYC7-1933-2#			DISK OPERATING SYSTEM/VIRTUAL STORAGE ACCESS METHOD SERVICES PROG PROD 5745-SC-AMS
99	SYC7-1933-1#			
99	SYC7-1933-0#	**SNC7-1963	**SNC7-1987	DOS/V5 ASSEMBLER LISTINGS, COMPONENT NO. 5745-SC-ASM
99	SYC7-1934-1#	**SNC7-2012		
99	SYC7-1935-0	**SNC7-1927	**SNC7-1946	DISK OPERATING SYSTEM/VIRTUAL STORAGE BTAM LISTINGS COMPONENT NUMBER 5745-SC-BTM
99	SYC7-1936-0	**SNC7-1964	**SNC7-1992	DISK OPERATING SYSTEM/VIRTUAL STORAGE CHECKPOINT/RESTART LISTINGS - COMPONENT NUMBER 5745-SC-CKR
99	SYC7-1937-1#	**SNC7-1947	**SNC7-1967	DISK OPERATING SYSTEM/VIRTUAL STORAGE DIRECT ACCESS METHOD LISTINGS - COMPONENT NUMBER 5745-SC-DAM
99	SYC7-1937-0#	**SNC7-1998	**SNC7-1999	DISK OPERATING SYSTEM/VIRTUAL STORAGE DISK ERP LISTINGS COMPONENT NUMBER 5745-SC-DKE
99	SYC7-1938-3	**SNC7-1968		DISK OPERATING SYSTEM/VIRTUAL STORAGE DISPLAY OPERATOR CONSOLE LISTINGS - COMPONENT NUMBER 5745-SC-DOC
99	SYC7-1939-2#			
99	SYC7-1939-1#	**SNC7-1929	**SNC7-1948	DISK OPERATING SYSTEM/VIRTUAL STORAGE SEQUENTIAL DISK IOCS LISTINGS - COMPONENT NUMBER 5745-SC-DSK
99	SYC7-1939-0#	**SNC7-1982	**SNC7-2000	
99	SYC7-1940-0	**SNC7-1930	**SNC7-1949	DISK OPERATING SYSTEM/VIRTUAL STORAGE EMULATOR 1401/1440/1460/1410/7010 LISTINGS - COMPONENT NUMBER 5745-SC-EML
99	SYC7-1940-0	**SNC7-1970	**SNC7-1993	
99	SYC7-1942-1#	**SNC7-2001		DISK OPERATING SYSTEM/VIRTUAL STORAGE EREP LISTINGS COMPONENT NUMBER 5745-SC-ERP
99	SYC7-1942-0#			
99	SYC7-1943-1#	**SNC7-1971	**SNC7-1997	DISK OPERATING SYSTEM/VIRTUAL STORAGE MODEL 20 EMULATOR LISTINGS - COMPONENT NUMBER 5745-SC-E20
99	SYC7-1943-0#			
99	SYC7-1944-1#	**SNC7-1961	**SNC7-1981	DISK OPERATING SYSTEM/VIRTUAL STORAGE COMPILER I/O MODULES LISTINGS - COMPONENT NUMBER 5745-SC-IOM
99	SYC7-1944-0#	**SNC7-2002		
99	SYC7-1945-0	**SNC7-1934	**SNC7-1951	DISK OPERATING SYSTEM/VIRTUAL STORAGE IOCS AND DEVICE INDEPENDENCE LISTINGS - COMPONENT NUMBER 5745-SC-IOX
99	SYC7-1946-1#	**SNC7-1972	**SNC7-2003	DISK OPERATING SYSTEM/VIRTUAL STORAGE IPL AND BUFFER LOAD LISTINGS - COMPONENT NUMBER 5745-SC-IPL
99	SYC7-1946-0#	**SNC7-1983	**SNC7-2004	DISK OPERATING SYSTEM/VIRTUAL STORAGE ISAM LISTINGS COMPONENT NUMBER 5745-SC-ISM
99	SYC7-1947-0	**SNC7-1936	**SNC7-1952	DISK OPERATING SYSTEM/VIRTUAL STORAGE JOB CONTROL LISTINGS COMPONENT NUMBER 5745-SC-JCL
99	SYC7-1948-3	**SNC7-1973	**SNC7-2005	DISK OPERATING SYSTEM/VIRTUAL STORAGE LIBRARIAN LISTINGS COMPONENT NUMBER 5745-SC-LBR
99	SYC7-1949-3			DISK OPERATING SYSTEM/VIRTUAL STORAGE LINKAGE EDITOR LISTINGS - COMPONENT NUMBER 5745-SC-LNK
99	SYC7-1950-3			DISK OPERATING SYSTEM/VIRTUAL STORAGE MAGNETIC CHARACTER READER IOCS LISTINGS - COMPONENT NUMBER 5745-SC-MCR
99	SYC7-1951-0	**SNC7-1940	**SNC7-1953	DISK OPERATING SYSTEM/VIRTUAL STORAGE OPTICAL CHARACTER READER IOCS LISTINGS - COMPONENT NUMBER 5745-SC-OCR
99	SYC7-1952-0	**SNC7-1974	**SNC7-2006	DISK OPERATING SYSTEM/VIRTUAL STORAGE OLTEP LISTINGS COMPONENT NUMBER 5745-SC-OLT
99	SYC7-1952-0	**SNC7-1954	**SNC7-1975	DISK OPERATING SYSTEM/VIRTUAL STORAGE PDAIDS LISTINGS COMPONENT NUMBER 5745-SC-PDA
99	SYC7-1953-0	**SNC7-1996	**SNC7-1976	DISK OPERATING SYSTEM/VIRTUAL STORAGE PAPER TAPE IOCS LISTINGS - COMPONENT NUMBER 5745-SC-PTP
99	SYC7-1953-0	**SNC7-1955	**SNC7-1976	DISK OPERATING SYSTEM/VIRTUAL STORAGE POWER LISTINGS COMPONENT NUMBER 5745-SC-PWR
99	SYC7-1954-3	**SNC7-1994		
99	SYC7-1955-0	**SNC7-1956	**SNC7-1977	DISK OPERATING SYSTEM/VIRTUAL STORAGE QTAM LISTINGS COMPONENT NUMBER 745-SC-QTM
99	SYC7-1956-2#	**SNC7-2007		DISK OPERATING SYSTEM/VIRTUAL STORAGE RMSR LISTINGS COMPONENT NUMBER 5745-SC-RMS
99	SYC7-1956-1#	SNC7-1984		DISK OPERATING SYSTEM/VIRTUAL STORAGE SUPERVISOR LISTINGS COMPONENT NUMBER 5745-SC-SUP
99	SYC7-1956-0#	**SNC7-1957	**SNC7-1965	DISK OPERATING SYSTEM/VIRTUAL STORAGE MAGNETIC TAPE IOCS LISTINGS - COMPONENT NUMBER 5745-SC-TAP
99	SYC7-1957-0	**SNC7-1991		DISK OPERATING SYSTEM/VIRTUAL STORAGE TAPE ERP LISTINGS COMPONENT NUMBER 5745-SC-TPE
99	SYC7-1958-3			DISK OPERATING SYSTEM/VIRTUAL STORAGE SYSTEM UTILITY PROGRAMS LISTINGS - COMPONENT NUMBER 5745-SC-UTL
99	SYC7-1959-0	**SNC7-1944	**SNC7-1958	DISK OPERATING SYSTEM/VIRTUAL STORAGE VSAM LISTINGS COMPONENT NUMBER 5745-SC-VSM
99	SYC7-1960-0	**SNC7-1978	**SNC7-2008	DISK OPERATING SYSTEM/VIRTUAL STORAGE DOS DISTRIBUTION PROGRAM LISTINGS COMPONENT NO. 5F45-SC-DIS
99	SYC7-1960-0	**SNC7-1959	**SNC7-1979	DISK OPERATING SYSTEM/VIRTUAL STORAGE MICROFICHE MASTER INDEX
99	SYC7-1961-0	**SNC7-2009		
99	SYC7-1961-0	**SNC7-1960	**SNC7-1980	DISK OPERATING SYSTEM/VIRTUAL STORAGE VTAM 5745-SC-VTM
99	SYC7-1962-3	**SNC7-2010		
99	SYC7-1963-3	**SNC7-2013		
99	SYC7-1964-3			
99	SYC7-1965-4#			
99	SYC7-1965-3#			
99	SYC7-1965-2#			
99	**SYC7-1968-1#	**SNC7-2014		
99	SYC7-1968-0#	SNC7-2014		

99	**SYC7-1969-1#			DOS/VS TOLTEP
	SYC7-1969-0#			
99	**SYC7-1972-0			VTAM & 3600 SYSTEM INDEX
99	**SYC7-1976-2#			DISK OPERATING SYSTEM/VIRTUAL STORAGE POWER/VS 5745-SC-PWR
	SYC7-1976-1#			
99	**LYC7-2101-1			DOS EMULATOR VERSION 2 - LEVEL 2
99	**GYC7-2102-0			1410/7010 OS/VS EMULATOR ON SYSTEM/370 LISTINGS, PROG. NO. 5744-AG1
32	**LYC7-2300-3			ASSEMBLY LISTING MICROFICHE FOR TSO DATA UTILITIES - PROGRAM PRODUCT 5734-UT1
32	**LYC7-2301-0			SYSTEM/360 OPERATING SYSTEM ASCII UTILITIES ASSEMBLY LISTING MICROFICHE - PROGRAM PRODUCT - PROGRAM NUMBER 5734-UT2
29	**LYC7-2500-1	**LNC7-2531		SYSTEM/360 OPERATING SYSTEM PL/I CHECKOUT COMPILER PROGRAM LISTING - PROGRAM NUMBER 5734-PL2
29	**LYC7-2501-3#	**LNC7-2529	**LNC7-2534	DISK OPERATING SYSTEM/360
	LYC7-2501-2#	LNC7-2520	LNC7-2524	PL/I RESIDENT LIBRARY - ASSEMBLY LISTING MICROFICHE PROGRAM NUMBER 5736-LM4
29	**LYC7-2502-3#	**LNC7-2530	**LNC7-2535	DISK OPERATING SYSTEM/360 PL/I TRANSIENT LIBRARY ASSEMBLY LISTING MICROFICHE - PROGRAM NUMBER 5736-LM5
	LYC7-2502-2#			DISK OPERATING SYSTEM/360 PL/I OPTIMIZING COMPILER ASSEMBLY LISTING MICROFICHE - PROGRAM NUMBER 5736-PL1
29	**LYC7-2503-6			SYSTEM/360 OPERATING SYSTEM PL/I RESIDENT LIBRARY MICROFICHE - PROGRAM NUMBER 5734-LM4
29	**LYC7-2504-1#	**LNC7-2532		OS PL/I TRANSIENT LIBRARY - MICROFICHE, PROG. NO. 5734-LM5
	LYC7-2504-0#			
29	**LYC7-2505-1#	**LNC7-2533		SYSTEM/360 OPERATING SYSTEM PL/I OPTIMIZING COMPILER MICROFICHE LISTINGS - PROGRAM NUMBER 5734-PL1
	LYC7-2505-0#			IBM DOS/360 ITF PL/I, LISTINGS - PROG. PROD. 5736-RC1
29	**LYC7-2506-4			DOS ITF RELEASE II - SHARED ASSEMBLY LISTINGS - MICROFICHE DOS ITF RELEASE II - BASIC ASSEMBLY LISTINGS - MICROFICHE PROG. PROD. 5736-RC2
29	**LYC7-5013-0	**LNC7-5013-1		IBM OS/360 ITF PL/I LISTINGS, PROG. PROD. 5734-RC1
36	**LYC7-5014-0	**LNC7-5014-1		IBM OS/360 ITF SHARED - PROG. PROD. 5734-RC1/RC3
23	**LYC7-5015-0	**LNC7-5015-1		SYSTEM/360 OPERATING SYSTEM INTERACTIVE TERMINAL FACILITY - BASIC MODULES - MICROFICHE LISTINGS - PROGRAM NUMBER 5734-RC3
29	**LYC7-5016-1			IBM SYSTEM/360/370 FORTRAN IV H EXTENDED COMPILER - LISTINGS, PROG. PROD. 5734-FO3
36	**LYC7-5017-1			IBM SYSTEM/360/370 FORTRAN IV LIBRARY MOD II - LISTINGS PROG. PROD. 5734-LM3
23	**LYC7-5018-1			SYSTEM/360 OPERATING SYSTEM FORTRAN IV (G1) COMPILER MICROFICHE LISTINGS, PROG. PROD. 5734-FO2
25	**LYC7-5019-2			OS 360/370 FORTRAN IV LIBR. MOD I LISTING, P.P. NO. 5734-LM1
25	**LYC7-5020-1#			SYSTEM/360 OPERATING SYSTEM AMERICAN NATIONAL STANDARD (ANS) COBOL VERSION 3 LISTINGS - PROGRAM NUMBER 5734-CB1
	LYC7-5020-0#			DOS ANS COBOL COMPILER V3 LISTINGS - PROG. NO. 5736-CB2
25	**LYC7-5021-1			DOS FULL ANS COBOL LIBRARY V3, LISTINGS, PROG. NO. 5736-LM2
25	**LYC7-5022-1#	**LNC7-5141		TSO ITF (PL/I) LISTINGS, PROG. NOS. 5734-RC2, RC4
	LYC7-5022-0#			SYSTEM/360 OPERATING SYSTEM TIME SHARING OPTION INTERACTIVE TERMINAL FACILITY (BASIC ONLY)
24	**LYC7-5023-0			PROGRAM PRODUCT LISTING MICROFICHE - PROGRAM NUMBER 5734-RC4
24	**LYC7-5030-3			TSO ITF (SHARED) LISTINGS, PROG. NOS. 5734-RC2, RC4
24	**LYC7-5031-3	**LNC7-5033-1		IBM SYSTEM/360/370 CODE AND GO FORTRAN COMPILER - LISTINGS, PROG. PROD. 5734-FO1
39	**LYC7-5033-0	**LNC7-5034-1		ASSEMBLER F PROMPTER MICROFICHE LISTING, PROG PROD 5734-CP2
39	**LYC7-5034-0			IBM SYSTEM/360/370 OS FULL ANS COBOL VERSION 3 COMPILER AND LIBRARY - LISTINGS, PROG. PROD. 5734-CB1
39	**LYC7-5035-0	**LNC7-5035-2		OS FULL COBOL COMPILER VERSION 3 AND TSO COBOL PROMPTER: PROGRAM LISTINGS, PROG. NOS. 5734-CP1, 5734-CB3
25	**LYC7-5036-2#			IBM SYSTEM/360 OPERATING SYSTEM - TIME SHARING OPTION COBOL PROMPTER - PROGRAM NUMBERS 5734-CP1, 5734-CB3
21	**LYC7-5037-2			DOS SUBSET COMPILER & LIBRARY LISTINGS - PROG. NO. 5736-CB1
24	**LYC7-5038-3			SYSTEM/360 OPERATING SYSTEM FORTRAN H EXTENDED PLUS MICROFICHE - PROGRAM NUMBER 5799-AAW
24	**LYC7-5039-0			DOS FORTRAN IV LIBRARY OPT 1, LISTINGS - PROG. NO. 5746-LM3
24	**LYC7-5040-2#			OS ANS COBOL COMPILER & LIBRARY LISTINGS, PROG. 5734-CB2
24	**LYC7-5041-6	**LNC7-5142		OS VIDEO/370 LISTINGS, PROG. PROD. 5734-RC5
25	**LYC7-5042-1			DOS VIDEO/370 LISTINGS - PROGRAM PRODUCT 5736-RC3
25	**LYC7-5044-1			DOS/VS COBOL COMPILER LIBRARY LISTINGS PROG PROD 5746-CB1, 5746-LM4
24	**LYC7-5045-2			OS/VS COBOL COMPILER & LIBRARY LISTINGS - PROG NOS. 5740-CB1, LM1
30	**LYC7-5048-3			VANDL-1 LOGIC MANUAL - PROG. NO. 5799-AEY
30	**LYC7-5049-3			DATA LANGUAGE/1 DISK OPERATING SYSTEM/VIRTUAL STORAGE (DL/1 DOS/VS) LOGIC MANUAL - PROGRAM PRODUCT 5746-XX1
24	**LYC7-5050-3			TSO 3270 PRINTER SUPPORT PROGRAMMING RPQ U94866 SYSTEMS AND LOGIC MANUAL PROGRAM NUMBER 5799-ALB FEATURE NUMBER 8831
24	**LYC7-5052-0			CALL-OS BASIC, SYSTEM MANUAL, PROG. NO. 360A-CX-44X
30	**LY09-0012-0			INFORMATION MANAGEMENT SYSTEM/360, VERSION 2 PROGRAM NUMBER 5734-XX6
50	**LY12-5016-1	**LN12-5058		SYSTEM MANUAL - LOGIC VOLUME I, FEATURE CODE 8080
39	**LY18-1101-0*			IMS/360, VERSION 2, SYSTEM MANUAL VOL. 2 - FLOWCHARTS, PROG. PROD. 5734-XX6
23	GY20-0530-1			APL/360-OS AND APL/360-DOS SYSTEM MANUAL FEATURE NUMBERS 8091, 8034
50	**LY20-0629-4#			PROGRAM NUMBERS 5734-XM6, 5736-XM6
	LY20-0629-3#			GENERALIZED INFORMATION SYSTEM VERSION 2 (GIS/2) SYSTEM MANUAL VOLUME 1 - PROGRAM NUMBER 5734-XX1 FEATURE NUMBER 8115
50	**LY20-0630-3#	**LN20-2599	**LN20-2898	GENERALIZED INFORMATION SYSTEM VERSION 2 (GIS/2) SYSTEM MANUAL VOLUME 2 - PROGRAM NUMBER 5734-XX1 FEATURE NUMBER 8116
	LY20-0630-2#	**LN20-9028		
22	**LY20-0678-2#			
	LY20-0678-1#			
50	**LY20-0678-0#	**LN20-2598	**LN20-2894	
	LY20-0678-0#	**LN20-9024		
50	**LY20-0697-0			

50	**LY20-0698-0	**LN20-2597 **LN20-9029	**LN20-2897	GENERALIZED INFORMATION SYSTEM VERSION 2 (GIS/2) SYSTEM MANUAL VOLUME 3 - PROGRAM NUMBER 5734-XX1 FEATURE NUMBER 8117
50	**LY20-0699-0			IBM GENERALIZED INFORMATION SYSTEM VERSION 2 (GIS/2) SYSTEM MANUAL SUPPLEMENT FOR THE ARITHMETIC STATEMENT FEATURE PROGRAM NUMBER 5734-XX1 FEATURE NUMBER 8125
50	**LY20-0700-0			IBM GENERALIZED INFORMATION SYSTEM VERSION 2 (GIS/2) SYSTEM MANUAL SUPPLEMENT FOR THE TELEPROCESSING SUPPORT FEATURE PROGRAM NUMBER 5734-XX1 FEATURE NUMBER 8123
50	**LY20-0701-0			IBM GENERALIZED INFORMATION SYSTEM VERSION 2 (GIS/2) SYSTEM MANUAL SUPPLEMENT FOR THE CONTROL STATEMENT FEATURE PROGRAM NUMBER 5734-XX1 FEATURE NUMBER 8124
50	**LY20-0702-0			IBM GENERALIZED INFORMATION SYSTEM VERSION 2 (GIS/2) SYSTEM MANUAL SUPPLEMENT FOR THE PROCESSING STATEMENT FEATURE PROGRAM NUMBER 5734-XX1 FEATURE NUMBER 8126
50	**LY20-0703-0	**LN20-2596		IBM GENERALIZED INFORMATION SYSTEM VERSION 2 (GIS/2) SYSTEM MANUAL SUPPLEMENT FOR THE FORMAL REPORT FEATURE PROGRAM NUMBER 5734-XX1 FEATURE NUMBER 8119
50	**LY20-0704-0	**LN20-2595	**LN20-9026	IBM GENERALIZED INFORMATION SYSTEM VERSION 2 (GIS/2) SYSTEM MANUAL SUPPLEMENT FOR THE HIERARCHIC FILE SUPPORT FEATURE PROGRAM NUMBER 5734-XX1 FEATURE NUMBER 8120
50	**LY20-0705-0	**LN20-2593		IBM GENERALIZED INFORMATION SYSTEM VOLUME 2 (GIS/2) SYSTEM MANUAL SUPPLEMENT FOR THE FILE UPDATE AND CREATE FEATURE PROGRAM NUMBER 5734-XX1 FEATURE NUMBER 8118
50	**LY20-0706-0			IBM GENERALIZED INFORMATION SYSTEM VERSION 2 (GIS/2) SYSTEM MANUAL SUPPLEMENT FOR THE UTILITY FEATURE PROGRAM NUMBER 5734-XX1 FEATURE NUMBER 8121
50	**LY20-0707-0	**LN20-2892		IBM GENERALIZED INFORMATION SYSTEM VOLUME 2 (GIS/2) SYSTEM MANUAL SUPPLEMENT FOR THE EDIT AND ENCODE FEATURE PROGRAM NUMBER 5734-XX1 FEATURE NUMBER 8122
50	**LY20-0708-0	**LN20-2594		IBM GENERALIZED INFORMATION SYSTEM VOLUME 2 (GIS/2) SYSTEM MANUAL SUPPLEMENT FOR THE FILE MODIFY FEATURE PROGRAM NUMBER 5734-XX1 FEATURE NUMBER 8127
50	**LY20-0712-2	**LN20-9039		CUSTOMER INFORMATION CONTROL SYSTEM FEATURE NUMBER 8030 (DOS-ENTRY) LOGIC MANUAL - PROGRAM NUMBER 5736-XX6
50	**LY20-0713-2	**LN20-9041		CUSTOMER INFORMATION CONTROL SYSTEM (CICS) LOGIC MANUAL PROGRAM NUMBER 5736-XX7 (DOS-STANDARD) FEATURE NUMBER 8031
50	**LY20-0714-4#			CUSTOMER INFORMATION CONTROL SYSTEM (CICS) OPERATING SYSTEM STANDARD VERSION 2 - FEATURE NUMBER 8142 - LOGIC MANUAL PROGRAM NUMBER 5734-XX7
79	**LY20-0728-1			STAT/BASIC FOR ITF AND VM/370 - CMS: LOGIC MANUAL, FEATURE NUMBER 8100 - PROGRAM NUMBER 5734-XA3
39	**LY20-0757-2			S/370 MCGILL UNIVERSITY SYSTEM FOR INTERACTIVE COMPUTING MUSIC RELEASE II SYSTEM GUIDE - IUP NUMBER 5796-AAT
50	**LY20-0771-0			DATA BASE DESIGN EVALUATION (DBPROTOTYPE) PROGRAM SYSTEM GUIDE - IUP NUMBER 5796-PBB
50	**LY20-0772-0			PROGRAMMING LANGUAGE FOR IMS-PLIMS SYSTEM GUIDE - IUP NUMBER 5796-PBF
50	**LY20-0773-0			IMSMAP - DATA BASE MAPPING PROGRAMS SYSTEM GUIDE - IUP NUMBER 5796-PBC
50	**LY20-0774-0			BTS (BATCH TERMINAL SIMULATOR) SYSTEMS GUIDE - IUP NUMBER 5796-PBD
50	**LY20-0775-0			TEST IMS UTILITIES PROGRAM SYSTEMS GUIDE - IUP NUMBER 5796-PBE
82	**LY20-0804-0	**LN20-3075	**LN20-2849	MATH/BASIC FOR SYSTEM/3 MODEL 6, ITF, AND VM/370-CMS: LOGIC MANUAL, PROG. NOS. 5703-XM2 (SYSTEM/3) AND 5734-XM8 (ITF AND VM/370-CMS); FEATURE NOS. 8017, 8153
50	**LY20-0809-1# LY20-0809-0#	LN20-9027		GENERALIZED INFORMATION SYSTEM VERSION 2 (GIS/2) SYSTEM MANUAL SUPPLEMENT FOR THE PL/I QUERY SUPPORT FEATURE PROGRAM NUMBER 5734-XX1
50	**LY20-0829-0	**LN20-2875		INTERACTIVE QUERY FACILITY (IQF) FOR IMS/360 VERSION 2 SYSTEM MANUAL VOLUME V, PROG. PROD. 5734-XX6
82	**LY20-0840-0	**LN20-3073		BUSINESS ANALYSIS/BASIC LOGIC MANUAL, PROG. NOS. 5703-XM3 (SYSTEM/3 MODEL 6) AND 5734-XMB (ITF-OS/DOS/TSO, VM/370-CMS)
30	**LY20-0842-1	**LN20-3206 **LN20-3263 **LN20-3304	**LN20-3247	TELECOMMUNICATIONS CONTROL SYSTEM (TCS) LOGIC MANUAL FEATURE NUMBER 8112 - PROGRAM NUMBER 5734-F31
50	**LY20-0870-0			DISPLAY MANAGEMENT SYSTEM II (DMS II) OS/VVS LOGIC MANUAL PROGRAM NUMBER 5734-XC4
36	**SY20-0880-4	**SN20-2667		IBM VIRTUAL MACHINE FACILITY/370 CONTROL PROGRAM (CP) PROGRAM LOGIC
36	SY20-0881-1	**SN20-2650 **SN20-2668	**SN20-2653	IBM VIRTUAL MACHINE FACILITY/370 CONVERSATIONAL MONITOR SYSTEM(CMS) PROGRAM LOGIC
37	SY20-0882-1	**SN20-2647 **SN20-2669	**SN20-2654	IBM VIRTUAL MACHINE FACILITY/370 SERVICE ROUTINES PROGRAM LOGIC
50	**LY20-0931-0			3270 FORMATTING FEATURE FOR BTS, IUP 5796-PBD, SYSTEM GUIDE (FEATURE 8073)
37	**LY20-0932-0			TEST DATA GENERATOR SYSTEMS GUIDE PROGRAM NO. 5796-PBP FEATURE NUMBER 8064
50	**LY20-0937-0			DATA COMMUNICATIONS ANALYZER (DCANALYZER) PROGRAM NUMBER 5796-PCA
50	**LY20-0946-1			3270 SCREEN IMAGE PROCESSOR FOR IMS AND IMS/VVS - IUP 5796-AFC, SYSTEM GUIDE
50	**LY20-0947-0			DB PROTOTYPE/VVS - IUP 5796-PCX, SYSTEM GUIDE
50	**LY20-2043-0	**LN20-3350		DISPLAY MANAGEMENT SYSTEM II -- DOS/VVS (DMS II) LOGIC MANUAL, PROG. PROD. 5736-XC4
50	**LY20-2045-0			FASTER LANGUAGE FACILITY FOR THE CUSTOMER INFORMATION CONTROL SYSTEM (CICS/VVS), LOGIC PROG. NOS. 5746-XX3 (CICS/DOS/VVS), 5740-XX1 (CICS/OS/VVS): FEATURES 6019, 6020, 6021, 6022, 6023, 6024
50	**LY20-2050-0			IMSMAP/VVS - IUP 5796-PCY, SYSTEM GUIDE
50	**LY20-2051-0			BTS/VVS - IUP 5796-PCZ, SYSTEM GUIDE
50	**LY20-2052-0			TEST IMS/VVS UTILITIES PROGRAM DESCRIPTION/OPERATIONS MANUAL PROG. NO. 5796-PDA

50	**LY20-2053-0			DOSMAP - DL/I DATA BASE MAPPING PROGRAMS SYSTEMS GUIDE PROG. NO. 5796-PCW
36	**LY20-2064-0			JOB CONTROL LANGUAGE EDITOR, IUP 5796-PDC SYSTEMS GUIDE
30	**LY20-2080-0			TELECOMMUNICATIONS CONTROL SYSTEM (TCS) PROGRAMMING RPQEF0378, - PROG. NO. 5799-AKL, LOGIC
40	**LY20-2094-0			VM/370 SYSTEM FOR ONLINE TAPE AND DISK LIBRARIES - IUP 5796-AGN, SYSTEM GUIDE
50	**LY20-8004-2			INFORMATION MANAGEMENT SYSTEM/VIRTUAL STORAGE (IMS/VIS) SYSTEM MANUAL - VOLUME I - NARRATIVE - PROG. No. 5740-XX2
50	**LY20-8005-1#	**LN20-9088		INFORMATION MANAGEMENT SYSTEM/VIRTUAL STORAGE (IMS/VIS) SYSTEM MANUAL VOLUME II - FLOWCHARTS PROG. NO. 5740-XX2
	LY20-8005-0#			
50	**LY20-8006-1	**LN20-9087		CICS/OS/VIS PROGRAM LOGIC MANUAL, PROG. PROD. 5740-XX1
50	**LY20-8007-1	**LN20-9078		CUSTOMER INFORMATION CONTROL SYSTEM/VIRTUAL STORAGE (CICS DOS/VIS) PROGRAM LOGIC MANUAL - PROG. NO. 5746-XX3
50	**LY20-8010-0	**LN20-9074		GENERALIZED INFORMATION SYSTEM/VIRTUAL STORAGE (GIS/VIS) PROGRAM LOGIC MANUAL VOLUME 1 - PROG. PROD. 5740-XX7
50	**LY20-8011-0			GENERALIZED INFORMATION SYSTEM/VIRTUAL STORAGE (GIS/VIS) PROGRAM LOGIC MANUAL VOLUME 2 - PROG. NO. 5740-XX7
50	**LY20-8012-0			GENERALIZED INFORMATION SYSTEM/VIRTUAL STORAGE (GIS/VIS) PROGRAM LOGIC MANUAL VOLUME 3 - PROG. NO. 5740-XX7
50	**LY20-8013-0			GENERALIZED INFORMATION SYSTEM/VIRTUAL STORAGE (GIS/VIS) PROGRAM LOGIC MANUAL SUPPLEMENT FOR THE ADVANCED QUERY FEATURE PROG. NO. 5740-XX7
50	**LY20-8014-0			GENERALIZED INFORMATION SYSTEM/VIRTUAL STORAGE (GIS/VIS) PROGRAM LOGIC MANUAL SUPPLEMENT FOR THE MODIFY FEATURE PROG. NO. 5740-XX7
50	**LY20-8015-0			GENERALIZED INFORMATION SYSTEM/VIRTUAL STORAGE (GIS/VIS) PROGRAM LOGIC MANUAL SUPPLEMENT FOR THE UPDATE/CREATE FEATURE - PROG. NO. 5740-XX7
36	**GY20-8500-0			IBM SYSTEM/370 DISTRIBUTED SYSTEM PROGRAM - PROGRAM LOGIC MANUAL - PROGRAM NUMBER 360A-TX-032
30	GY21-0012-2			OS BSAM LOGIC FOR IBM 1419/1275
30	GY21-0013-2			OS DATA MANAGEMENT MACRO LOGIC FOR IBM 1285/1287/1288
28	**LY21-0014-2#			IBM DOS RPG II LANGUAGE PROGRAM LOGIC MANUAL PROGRAM NUMBER 5736-RG1
	LY21-0014-1#			
32	**LY21-0021-0	**LN21-5126	**LN21-5179	IBM SYSTEM/360 IBM 1288 BASIC UNFORMATTED READ SYSTEM PROGRAM LOGIC MANUAL PROGRAM NUMBER 5736-UT1
		**LN21-5199		
32	**LY21-0022-0	**LN21-5167		IBM 1288 BASIC UNFORMATTED READ SYSTEM (MPT/MVT/VS1/VS2): LOGIC MANUAL, PROG. NO. 5734-UT3
30	**SY21-9203-0			APPLICATION CONTROL LANGUAGE SUPPORT LOGIC MANUAL (FOR IBM 3741 MODELS 3 & 4 PROGRAMMING WORK STATION)
35	**LY24-3606-0	**LN33-7043	**LN33-7056	IBM EMULATOR FOR HONEYWELL SERIES 200 ON SYSTEM/370 USING DOS & DOS/VIS: LOGIC, PROG. NO. 5799-ADT
35	**LY24-3607-0	**LN33-7044	**LN33-7057	EMULATOR FOR RCA 301 ON SYSTEM/370 USING DOS & DOS/VIS: LOGIC, PROG. NO. 5799-ADR
37	**GY24-5154-3	**GN28-2565		DOS OLTEP LOGIC
36	SY24-5155-4			OS/VS1 SUPERVISOR LOGIC
30	SY24-5156-3	**SN24-5500		OS/VS1 I/O SUPERVISOR LOGIC MANUAL
36	SY24-5159-3			OS/VS1 CHECKPOINT/RESTART LOGIC
36	SY24-5160-3			OS/VS1 IPL AND NIP LOGIC - COMPONENT NOS. 5741-SC1-C1, -C8
36	SY24-5161-4			OS/VS1 JOB MANAGEMENT LOGIC V3
30	SY24-5162-0			OS/VIS IBM 3886 OPTICAL CHARACTER READER MODEL 1 LOGIC COMPONENT NOS. 5741-SC1-, 5742-SC1-, 5752-SC1- DL
30	SY24-5163-0	**SN24-5502		OS/VIS IBM 3890 DOCUMENT PROCESSOR LOGIC
20	GY24-5164-0			OS/VS1 MASTER INDEX OF LOGIC
30	SY24-5165-0	**SN24-5493		OS/VIS DISKETTE COPY PROGRAMMING SUPPORT PROGRAM LOGIC MANUAL, PROG NOS. 5744-BJ1, BL1
30	**SY24-5166-0			OS/VS1 LOGIC FOR IBM 3540 DISKETTE INPUT/OUTPUT UNIT
30	**SY24-5167-0			OS/VS2 LOGIC FOR IBM 3540 DISKETTE INPUT/OUTPUT UNIT
21	**LY26-3737-1			IBM SYSTEM/360 OPERATING SYSTEM TIME SHARING OPTION ASSEMBLER PROMPTER PROGRAM LOGIC MANUAL PROGRAM NUMBER 5734-CP2
21	**LY26-3760-2#			OS ASSEMBLER H LOGIC PROG. NO. 5734-AS1
	LY26-3760-1#	LN33-8161		
31	SY26-3814-0	**SN26-8022	**SN26-8032	OS/VIS LOADER LOGIC
		**SN26-0771		
31	SY26-3815-0	**SN26-8020	**SN26-8033	OS/VIS LINKAGE EDITOR LOGIC
		**SN26-0770		
36	SY26-3820-3			OS/VS2 CHECKPOINT/RESTART LOGIC
30	SY26-3823-3			OS/VS2 I/O SUPERVISOR LOGIC
30	SY26-3825-0	**SN26-0782		OS/VS2 VIRTUAL STORAGE ACCESS METHOD (VSAM) LOGIC
30	SY26-3826-1			OS/VS2 CATALOG MANAGEMENT LOGIC
30	SY26-3827-1			OS/VS2 OPEN/CLOSE/EOV LOGIC
30	SY26-3828-1			OS/VS2 DADSM LOGIC, COMPONENT NO. 5742-SC1-D4 AND 5752-SC1-D4
30	SY26-3831-0	**SN26-0786		OS/VS2 BDAM LOGIC, COMPONENT NO. 5742-SC1-D7 AND 5752-SC1-D7
30	SY26-3832-1			OS/VS2 SAM LOGIC
30	SY26-3833-0			OS/VS2 ISAM LOGIC-COMPONENT NO. 5742-SC1-D8
30	SY26-3834-1			OS/VS2 VIO LOGIC
30	SY26-3836-0	**SN26-0788		OS/VS1 BDAM LOGIC - PROGRAM NUMBER 5741-SC1-D7
30	SY26-3837-1			OS/VS1 DADSM LOGIC - PROGRAM NUMBER 5741-SC1-D4

30	SY26-3838-0			OS/VS1 ISAM LOGIC - PROGRAM NUMBER 5741-SC1-D8
30	SY26-3839-2			OS/VS1 OPEN/CLOSE/EOV LOGIC
30	SY26-3840-1			OS/VS1 SAM LOGIC
30	SY26-3841-1			OS/VS1 VIRTUAL STORAGE ACCESS METHOD (VSAM) LOGIC
37	**GY27-7198-2			IBM SYSTEM/360 OPERATING SYSTEM: MACHINE-CHECK HANDLER
35	GY27-7228-1			FOR SYSTEM/370 MODELS 155 THRU 168 (LOGIC), P/N 360S-DN-539
35	GY27-7229-1			7074 OS EMULATOR ON MODELS 165/168 - LOGIC
30	**LY27-7230-2			PROG. NOS. 360C-EU-739 (OS), 5744-AK1 (VS1, VS2)
37	**GY27-7237-1			7080 OS EMULATOR ON MODELS 165/168: LOGIC, PROG. NOS.
35	GY27-7238-0	**GN27-1409		360C-EU-737 (MFT/MVT), 5744-AL1 (VS1/VS2)
37	SY27-7239-2			VIDEO/370 LOGIC MANUAL - PROGRAM NUMBERS 5734-RC5, 5736-RC3
30	SY27-7240-0	**SN27-1389		IBM SYSTEM/360 OPERATING SYSTEM: MACHINE-CHECK HANDLER FOR
30	SY27-7241-0			SYSTEM/370 MODELS 135 AND 145 (LOGIC), P/N 360S-DN-539
30	SY27-7242-0	**SN27-1390		7074 OS EMULATOR ON MODELS 155/158 LOGIC
36	**SY27-7243-1#			PROG. NOS. 360C-EU-741 (OS); 5744-AJ1 (VS1, VS2)
36	SY27-7244-1#			OS/VS RECOVERY MANAGEMENT SUPPORT LOGIC - COMPONENT NOS.
30	**GY27-7245-1			5741-SC1-CE, 5742-SC1-CE
30	SY27-7246-1			OS/VS GRAPHICS ACCESS METHOD LOGIC MANUAL
30	SY27-7249-0	**SN27-1492		OS/VS GRAPHICS PROBLEM-ORIENTED ROUTINES LOGIC
37	SY27-7250-1			OS/VS GRAPHIC SUBROUTINE PACKAGE (GSP) FOR FORTRAN IV,
30	SY27-7251-0	**SN27-1462		COBOL, AND PL/I LOGIC MANUAL
36	GY27-7255-0			OS/VS2 IPL AND NIP LOGIC - COMPONENT NOS. 5742-SC1-C1, -C8
30	**SY27-7256-1			OS/VS2 SUPERVISOR LOGIC VOLUME I
30	SY27-7257-0	**SN27-1468		DOS VERSION 4 BTAM LOGIC, PROG. NO. 370N-CQ-469
35	GY27-7259-0			OS/VS BTAM LOGIC MANUAL
30	SY27-7260-0	**SN27-1465		DOS/VS QTAM LOGIC MANUAL - COMPONENT NUMBER 5745-SC-QTM
30	SY27-7262-0	**SN27-1470		OS/VS2 RECOVERY MANAGEMENT SUPPORT LOGIC
30	SY27-7263-0			DOS/VS BTAM LOGIC MANUAL - COMPONENT NUMBER 5745-SC-BTM
30	**SY27-7266-0	**SN27-1490		OS/VS2 HASP II VERSION 4 LOGIC MANUAL - PROGRAM NUMBER
30	**SY27-7267-0	**SN27-1483		370H-TX-001
20	GY28-0603-0			INTRODUCTION TO VTAM LOGIC
36	SY28-0605-3			OS/VS1 VTAM LOGIC
36	SY28-0620-0			7094 OS EMULATOR ON MODELS 165/168: LOGIC, PROG. NOS.
37	SY28-0622-1	**SN25-0116		360C-EU-740 (MFT/MVT) & 5744-AM1 (VS1/VS2)
36	SY28-0623-0	**SN28-2580		OS/VS2 GRAPHIC ACCESS METHOD LOGIC
36	SY28-0624-0	**SN28-2583		DOS/VS VTAM LOGIC
36	SY28-0625-0	**SN28-2584		VTAM DATA AREAS (OS/VS1 AND DOS/VS) LOGIC MANUAL
36	SY28-0626-0	**SN28-2585		OS/VS1 VTAM DATA AREAS
37	SY28-0635-1	**SN25-0103	**SN25-0114	OS/VS2 VTAM DATA AREAS
37	SY28-0643-2			OS/VS MASTER INDEX OF LOGIC
39	SY28-0650-2			OS/VS1 SYSTEM DATA AREAS
39	SY28-0651-1	**SN28-2579		OS/VS2 JOB MANAGEMENT LOGIC MANUAL
39	SY28-0652-2			OS/VS2 JES 2 LOGIC
39	SY28-0653-0			OS/VS2 SYSTEM INITIALIZATION LOGIC
39	SY28-0654-1			OS/VS2 SCHEDULER AND SUPERVISOR LOGIC VOLUME 1 OF 3
39	SY28-0655-0			OS/VS2 SCHEDULER AND SUPERVISOR LOGIC - VOLUME 2 OF 3
39	SY28-0659-0			OS/VS2 SCHEDULER AND SUPERVISOR LOGIC VOLUME 3 OF 3
38	SY28-0660-0			OS/VS1 SERVICE AIDS LOGIC
37	SY28-0662-1	**SN25-0110		OS/VS2 SERVICE AIDS LOGIC
37	SY28-0664-0			OS/VS2 TSO TERMINAL MONITOR PROGRAM AND SERVICE ROUTINES
37	SY28-0669-1	**SN25-0112		LOGIC
37	SY28-0672-0			OS/VS2 TSO COMMAND PROCESSOR LOGIC VOLUME I: ACCOUNT
37	SY28-0676-0	**SN25-0108		OS/VS2 TSO COMMAND PROCESSOR LOGIC VOLUME IV
37	SY28-0678-1			OS/VS2 TSO ENHANCEMENTS NO. 2 LOGIC - COMPONENT NOS.
37	SY28-0679-0			5742-SC1-T0, T1, T2, T3, T4, T5, T7, T8, T9
37	**SY28-0685-1			OS/VS2 TSO TERMINAL MESSAGES DIRECTORY
36	SY28-0687-0			OS/VS2 TSO SUPPORT FOR VS BASIC LOGIC - RELEASE 1.6
25	**LY28-6403-0	**LN28-0604		OS/VS2 TSO ENHANCEMENTS LOGIC - COMPONENT NUMBERS
24	**LY28-6406-2#			5742-SC1-T0 AND 5742-SC1-T4
24	LY28-6406-1#	**LN28-1005	**LN28-1044	OS/VS RES ACCOUNT FACILITY LOGIC - COMPONENT NO.
24	**LY28-6407-1			5741-SC1-BC
25	**LY28-6408-1#			OS/VS1 OLTEP LOGIC
25	**LY28-6409-0	**LN28-0606		DOS/VS AND OS/VS TOLTEP LOGIC
				OS/VS1, SYS1.LOGREC ERROR RECORDING LOGIC
				OS/VS1 DYNAMIC SUPPORT SYSTEM LOGIC
				COMPONENT NO. 5741-SC1-10
				OS/VS2 OLTEP LOGIC
				OS/VS2 SYS1.LOGREC ERROR RECORDING LOGIC
				OS/VS2 DYNAMIC SUPPORT SYSTEM LOGIC
				COMPONENT NO. 5742-SC1-10
				OS/VS SYSTEM MODIFICATION PROGRAM (SMP) LOGIC
				OS/VS POWER WARNING FEATURE (PWF) SUPPORT LOGIC-ICR GUIDE
				IBM SYSTEM/360 OPERATING SYSTEM: FORTRAN IV (H EXTENDED)
				COMPILER, PROGRAM LOGIC MANUAL, PROGRAM NUMBER 5734-FO3
				SYSTEM/360 OPERATING SYSTEM TIME SHARING OPTION
				COBOL PROMPTER PROGRAM LOGIC MANUAL, PROGRAM NUMBER 5734-CP1
				IBM SYSTEM/360 OPERATING SYSTEM
				FULL AMERICAN NATIONAL STANDARD COBOL COMPILER AND LIBRARY,
				VERSION 3 PROGRAM LOGIC MANUAL, PROGRAM NUMBER 5734-CB1
				FORTRAN IV LIBRARY (MOD I) FOR OS & VM/370 (CMS):
				PROGRAM LOGIC MANUAL, PROGRAM NUMBER 5734-LM1
				IBM SYSTEM/360 OPERATING SYSTEM FORTRAN IV
				LIBRARY MOD II PROGRAM LOGIC MANUAL, PROGRAM NUMBER 5734-LM3

24	**LY28-6412-0	**LN28-0462 **LN28-1031	**LN28-0485	IBM SYSTEM/360 DISK OPERATING SYSTEM FULL AMERICAN NATIONAL STANDARD COBOL COMPILER VERSION 3, PROGRAM LOGIC MANUAL PROGRAM PRODUCT 5736-CB2
24	**LY28-6413-0	**LN28-0463 **LN28-1032	**LN28-0486	IBM SYSTEM/360 DISK OPERATING SYSTEM FULL AMERICAN NATIONAL STANDARD COBOL SUBROUTINE LIBRARY, VERSION 3 PROGRAM LOGIC MANUAL - PROGRAM NUMBER 5736-LM2
24	**LY28-6414-0	**LN28-0491 **LN26-0791	**LN28-1033 **LN28-1055	IBM SYSTEM/360 DISK OPERATING SYSTEM SUBSET AMERICAN NATIONAL STANDARD COBOL COMPILER AND LIBRARY PROGRAM LOGIC MANUAL - PROGRAM NUMBER 5736-CB1
25	**LY28-6415-0			IBM SYSTEM/360 OPERATING SYSTEM FORTRAN IV (H EXTENDED PLUS) COMPILER AND LIBRARY PROGRAM LOGIC SUPPLEMENT (PROGRAMMING REQUEST FOR PRICE QUOTATION) PROGRAM NUMBER 5799-AAW
24	**LY28-6419-0	**LN28-1007	**LN28-1042	IBM S/360 OPERATING SYSTEM: FULL AMERICAN NATIONAL STANDARD COBOL SUBROUTINE LIBRARY V4 PLM - PROGRAM PRODUCTS 5734-CB2, 5734-LM2
24	**LY28-6420-0	**LN28-1008	**LN28-1043	IBM S/360 OPERATING SYSTEM: FULL AMERICAN NATIONAL STANDARD COBOL COMPILER V4 - PROGRAM LOGIC MANUAL - PROGRAM PRODUCT 5734-CB2
23	**LY28-6422-0			SYSTEM/370 VS BASIC: PROGRAM LOGIC, PROG. PROD. 5748-XX1
24	**LY28-6423-0	**LN28-1060		IBM DOS/VS COBOL COMPILER PROGRAM LOGIC - PROGRAM NUMBER 5746-CB1
24	**LY28-6424-1# LY28-6424-0#			IBM DOS/VS COBOL SUBROUTINE LIBRARY PROGRAM LOGIC - PROGRAM NUMBER 5746-LM4
24	**LY28-6425-0			IBM OS/VS COBOL SUBROUTINE LIBRARY PROGRAM LOGIC
24	**LY28-6486-0			IBM OS/VS COBOL COMPILER PROGRAM LOGIC PROGRAM NUMBERS: 5740-CB1
14	**GY28-6688-0			INTERNAL LOGIC MANUAL FOR THE IBM 2947-4 CHECK COLLECTION CONTROLLER SEQUENTIAL ACCESS METHOD - PROGRAM SUPPORT RPQ 888264 - PROGRAM NUMBERS 5799-WAF 5799-WAG OS/MFT, OS/MVT, AND OS/VS DATA SET UTILITIES SUPPORT FOR ASCII: LOGIC MANUAL, PROG. NO. 5734-UT2
32	**LY28-6761-0	**LN33-8708		OS/MVT AND OS/VS2 DATA UTILITIES: COPY, FORMAT, LIST, MERGE: LOGIC MANUAL, PROG. NO. 5734-UT1
32	**LY28-6766-1	**LN33-8709 **LN28-0624	**LN33-8720	IBM SYSTEM/360 OS/DOS ITF PROGRAM LOGIC INTRODUCTION AND METHOD OF OPERATION
36	**LY28-6832-1			PROGRAM NUMBERS 5734-RC1, 5734-RC3, 5736-RC1, 5736-RC2
36	**LY28-6833-1	**LN28-0455		IBM SYSTEM/360 OS/DOS ITF PROGRAM LOGIC INITIALIZATION SYSTEM CONTROL, AND SYSTEM SUPPORT PROGRAM LOGIC MANUAL - PROGRAM NUMBERS 5734-RC1, 5734-RC3, 5736-RC1, 5736-RC2
36	**LY28-6834-3			IBM SYSTEM/360 OS/DOS ITF PROGRAM LOGIC LANGUAGE COMPONENT CONTROLLER PROGRAM LOGIC MANUAL PROGRAM NUMBERS 5734-RC1, 5734-RC3, 5736-RC1, 5736-RC2
29	**LY28-6835-1	**LN28-0442		IBM SYSTEM/360 OS/DOS ITF PL/I PROGRAM LOGIC LANGUAGE COMPONENT: PL/I ROUTINES PROGRAM NUMBERS 5734-RC1, 5736-RC1
23	**LY28-6836-0	**LN28-0420 **LN28-0443	**LN28-0429	IBM SYSTEM/360 OS/DOS ITF PROGRAM LOGIC LANGUAGE COMPONENT: BASIC ROUTINES PROGRAM NUMBERS 5736-RC2, 5734-RC3
36	**LY28-6837-3	**LN28-0456		IBM SYSTEM/360 OS/DOS ITF PROGRAM LOGIC LANGUAGE COMPONENT: COMMON ROUTINES AND REFERENCE DATA PROGRAM NUMBERS 5734-RC1, RC3, 5736-RC1, RC2
20	**LY28-6840-1			INDEX FOR THE OS/DOS ITF PLM, PROG. NOS. 5734-RC1 AND 3, 5736-RC1 AND 2
39	**LY28-6842-1#			IBM SYSTEM/360 OPERATING SYSTEM (TIME SHARING OPTION) INTERACTIVE TERMINAL FACILITY PROGRAM LOGIC INITIALIZATION, SYSTEM CONTROL, AND SYSTEM SUPPORT PROGRAM NUMBERS 5734-RC2, 5734-RC4
39	**LY28-6845-0			IBM SYSTEM/360 OPERATING SYSTEM (TIME SHARING OPTION) INTERACTIVE TERMINAL FACILITY PROGRAM LOGIC INDEX PROGRAM NUMBERS 5734-RC2, 5734-RC4
25	**LY28-6846-1	**LN28-1014		CODE AND GO FORTRAN PROCESSOR FOR OS & VM/370 (CMS): PROGRAM LOGIC, PROG. NO. 5734-FO1
30	SY28-6849-2			OS/VS1 RES RTAM AND WORKSTATION SUPPORT LOGIC - PROGRAM NUMBER 5741-SC1-BB
25	**LY28-6856-0	**LN28-1013		FORTRAN IV (G1) COMPILER FOR OS & VM/370 (CMS): PROGRAM LOGIC, PROG. NO. 5734-FO2
38	GY30-2011-1	**GN28-0599 **GN28-0617	**GN28-0614	OS/MFT, OS/MVT, AND OS/VS1: CRJE LOGIC PROG. NO. 360S-RC-551 (MFT/MVT), 5741-SC1-0A (VS1)
30	SY30-2039-3#			OS/VS TCAM LOGIC - PROGRAM NUMBER 5741-SC1-21
30	SY30-2049-0	**SN30-3018		OS/VS TCAM LOGIC - PROGRAM NOS. 5741-SC1-21, 5742-SC1-21 5744-AW2
30	SY30-2059-0			OS/VS TCAM LOGIC
30	**SY30-2069-0			OS/VS1 TCAM LOGIC, LEVEL 8
32	GY30-3000-0	**GY30-3500 **GY30-3504	**GY30-3501	IBM 3735 PROGRAMMABLE BUFFERED TERMINAL FORM DESCRIPTION MACRO INSTRUCTIONS AND FORM DESCRIPTION UTILITY PROGRAM LOGIC MANUAL (OS, DOS, AND VS SYSTEMS)
30	**LY30-3004-1			GENERATION AND LOGIC MANUAL FOR PROGRAMMING RPQ P85007 SPECIAL START-STOP LINE CONTROL FOR IBM 3704 & 3705 EMULATION PROGRAM, PROG. NO. 5799-AGK
30	**LY30-3005-0			GENERATION AND LOGIC MANUAL FOR PROGRAMMING RPQ P85004, SIX BIT TRANSCODE FOR IBM 3705 EMULATION PROGRAM PROGRAM NO. 5799-AGA
14	**SY30-3006-1			IBM 3705 EMULATION PROGRAM GENERATION AND LOGIC MANUAL FOR PROGRAM SUPPORT FOR HARDWARE RPQ M26099 SABRE LINE CONTROL
30	SY30-3007-0			IBM 3704 AND 3705 COMMUNICATIONS CONTROLLERS NETWORK CONTROL PROG/VS LOGIC MANUAL
30	**LY30-3009-0			IBM 3705 EMULATION PROGRAM GENERATION AND LOGIC MANUAL FOR PROGRAMMING RPQ P85005, SPECIAL SYNCHRONOUS LINE CONTROL PROGRAM NO. 5799-AFY



30	**LY30-3010-1			3704 & 3705 EMULATION PROGRAM GENERATION & LOGIC MANUAL FOR PROGRAMMING RPQ P85003 USASCII TRANSPARENCY BSC LINE CONTROL PROGRAM NUMBER 5799-AFZ
30	GY30-3012-2#			IBM 3704 AND 3705 PROGRAM REFERENCE HANDBOOK
	GY30-3012-1#			
30	**SY30-3013-1#			IBM 3704 AND 3705 COMMUNICATIONS CONTROLLER NETWORK CONTROL PROGRAM/VTAM PROGRAM LOGIC MANUAL
	SY30-3013-0#			IBM 3705 EMULATION PROGRAM GENERATION AND LOGIC MANUAL FOR RPQ 858663, PLOTTER ADAPTER - PSHRPQ P85008 - PROG. NO. 5799-WFA
14	**SY30-3014-0			IBM 3705 EMULATION PROGRAM GENERATION AND LOGIC MANUAL FOR PROGRAMMING RPQ P85015, VIRTUAL 50 LINE SUPPORT - PROG. NO. 5799-AKQ
30	**LY30-3016-0			IBM 3704 AND 3705 EMULATION PROGRAM GENERATION AND LOGIC MANUAL FOR PROGRAMMING RPQ P85010, TELEGRAPH FULL - DUPLEX LINE CONTROL - PROG. NO. 5799-AGN
30	**LY30-3023-0			PL/I LANGUAGE SPECIFICATIONS
29	**GY33-6003-2			OS PL/I OPTIMIZING COMPILER: PROGRAM LOGIC MANUAL
29	**LY33-6007-1			PROGRAM NUMBER 5734-PL1
29	**LY33-6008-1#			SYSTEM/360 OPERATING SYSTEM PL/I RESIDENT LIBRARY:
	LY33-6008-0#	LN33-6067	LN33-6090	PROGRAM LOGIC MANUAL - PROGRAM NUMBER 5734-LM4
29	**LY33-6009-1#			OS PL/I TRANSIENT LIBRARY: PROGRAM LOGIC MANUAL
	LY33-6009-0#			PROGRAM NUMBER 5734-LM5
29	**LY33-6010-1	**LN33-6079	**LN33-6115	DOS PL/I OPTIMIZING COMPILER: PROGRAM LOGIC PROGRAM PRODUCT 5736-PL1
29	**LY33-6011-1	**LN33-6118		DOS PL/I RESIDENT LIBRARY: PROGRAM LOGIC MANUAL
29	**LY33-6012-1			PROGRAM NUMBER 5736-LM4
29	**LY33-6013-1	**LN33-6107		DOS PL/I TRANSIENT LIBRARY - PROGRAM LOGIC MANUAL
				PROGRAM NUMBER 5736-LM5
29	**LY33-6014-0	**LN33-6093		OS PL/I CHECKOUT COMPILER: PROGRAM LOGIC VOLUME 1 OF 2, PROGRAM NUMBER 5734-PL2
35	SY33-7008-0	**SN33-7019	**SN33-7022	SYSTEM/360 OPERATING SYSTEM PL/I CHECKOUT COMPILER
		**SN33-7042	**SN33-7033	PROGRAM LOGIC, VOLUME 2 OF 2 - PROGRAM NUMBER 5734-PL2
		**SN33-7054		1401/1440/1460 DOS EMULATOR ON SYSTEM/370: LOGIC, PROG. NOS. 370N-EU-490 (DOS), 5745-SC-EML (DOS/VS)
35	SY33-7009-0	**SN33-7020	**SN33-7023	1410/7010 DOS EMULATOR ON SYSTEM/370 LOGIC, PROG. NOS. 370N-EU-490 (DOS), 5745-SC-EML (DOS/VS)
		**SN33-7031	**SN33-7055	MODEL 20 EMULATOR ON SYSTEM/370 USING DOS AND DOS/VS
35	**SY33-7010-1	**SN33-7053	**SN33-7064	LOGIC - PROG. NOS. 370N-IC-002 AND 5745-SC-E20
		**SN33-7069		DOS TO OS/VS EMULATOR: LOGIC, PROG. NO. 5744-AS1
35	SY33-7015-0			1401/1440/1460 OS/VS EMULATOR ON SYSTEM/370, LOGIC - PROG. NO. 5744-AH1
35	SY33-7016-0			1410/7010 OS/VS EMULATOR ON SYSTEM/370 - LOGIC, PROG. NO. 5744-AG1
35	**SY33-7017-0			DOS TO OS EMULATOR - LOGIC PROGRAM NUMBER 360C-EU-738
35	**GY33-7018-0			1401/1440/1460 OS/MFT AND OS/MVT EMULATOR ON SYSTEM/370 - LOGIC, PROG. NO. 360C-EU-735
35	**GY33-7019-0			1410/7010 OS/MFT AND OS/MVT EMULATOR ON SYSTEM/370 LOGIC PROG. NO. 360C-EU-736
35	**GY33-7020-0			DOS/VS SORT/MERGE LOGIC - PROGRAM NUMBER 5746-SM1
33	**LY33-8038-0			DOS SORT/MERGE PROGRAM LOGIC MANUAL
33	**LY33-8039-0	**LN33-8195		PROGRAM NUMBER 5743-SM1
21	SY33-8041-1			OS/VS - VM/370 ASSEMBLER LOGIC COMPONENT NOS 5749-, 5741-, 5742-, and 5752-SC1-03
33	**LY33-8042-2			OS/VS SORT/MERGE LOGIC - PROG. PROD. 5740-SM1
36	**GY33-8532-0	**GN33-8725		DOS VERSION 4 LOGICAL TRANSIENTS, LOGIC - PROG. 370N-CL-453
36	**GY33-8533-0			INTRODUCTION TO DOS VERSION 4 LOGIC - PROGRAM NUMBER 370N-CL-453
36	**GY33-8534-0	**GN33-8727	**GN33-8755	DOS VERSION 4 SUPERVISOR AND RELATED TRANSIENTS - PROGRAM LOGIC MANUAL - PROGRAM NUMBER 370N-CL-453
36	**GY33-8537-0	**GN33-8728		DOS VERSION 4 SYSTEM SERVICE PROGRAMS - PROGRAM LOGIC, PROG. NO. 370N-CL-453
31	**GY33-8538-0	**GN33-8729		DOS VERSION 4 LINKAGE EDITOR MANUAL - PROGRAM LOGIC, PROG. NO. 370N-CL-453
31	**GY33-8539-0			SYSTEM/370 DOS VERSION 4 LIBRARIAN-PROGRAM LOGIC MANUAL - PROGRAM NUMBER 370N-CL-453
36	**GY33-8542-0	**GN33-8731	**GN33-8751	DOS VER. 4 IPL AND JCL LOGIC - PROG. NO. 370N-CL-453
30	**GY33-8543-0	**GN33-8732		DOS VERSION 4 LIOCS INTRODUCTION VOLUME 1 - PROGRAM LOGIC MANUAL - PROGRAM NUMBERS 370N-CL-453, 370N-IO-454, 370N-IO-455, -456, -457, -458, -477, -478
30	**GY33-8544-0	**GN33-8733	**GN33-8749	DOS VER. 4 LIOCS VOL. 2, LOGIC - PROG. NO. 370N-CL-453
30	**GY33-8545-0	**GN33-8734		370N-IO-477, 370N-IO-456, 370N-IO-478, 370N-IO-458
30	**GY33-8546-0			DOS VERSION 4 LIOCS VOLUME 3-SAM AND DAM FOR DASD-PROGRAM LOGIC MANUAL - PROGRAM NUMBERS 370N-IO-455, 370N-IO-454
32	**GY33-8547-0			DOS VERSION 4 LIOCS VOLUME 4 - ISAM - PROGRAM LOGIC MANUAL - PROGRAM NUMBER 370N-IO-457
39	SY33-8548-2			DOS VERSION 4 SYSTEM UTILITIES - PROGRAM NUMBER 370N-UT-491
36	SY33-8551-2			OS/VS2 TSO COMMAND PROCESSOR LOGIC VOLUME II: EDIT
37	SY33-8552-1	**SN33-8771	**SN33-8784	DOS/VS SUPERVISOR LOGIC
		**SN33-8794		
36	SY33-8553-1	**SN33-8772	**SN33-8791	DOS/VS ERROR RECOVERY AND RECORDING TRANSIENTS LOGIC COMPONENT NUMBERS 5734-SC-DKE, 5745-SC-IOX, 5745-SC-RMS, AND 5745-SC-TPE
37	SY33-8554-1	**SN33-8795	**SN33-8796	DOS/VS LOGICAL TRANSIENTS MANUAL - PROGRAM NUMBERS 5745-SC-AIT AND 5745-SC-D0C
36	SY33-8555-2	**SN33-8773		DOS/VS SYSTEM SERVICEABILITY AIDS LOGIC
				DOS/VS IPL AND JOB CONTROL PROGRAM LOGIC - COMPONENT NUMBERS 5745-SC-IPL AND 5745-SC-JCL
31	SY33-8556-2	**SN33-8785		DOS/VS LINKAGE EDITOR LOGIC MANUAL - PROGRAM NUMBER 5745-SC-LNK

31	SY33-8557-2	**SN33-8786		DOS/V5 LIBRARIAN LOGIC - COMPONENT NO. 5745-SC-LBR
32	SY33-8558-0	**SN33-8765	**SN33-8775	DOS/V5 SYSTEM UTILITIES LOGIC MANUAL - PROGRAM NUMBER 5745-SC-UTL
30	SY33-8559-1	**SN33-8776	**SN33-8798	DOS/V5 LIOCS VOL. 1 GENERAL INFORMATION AND IMPERATIVE MACROS LOGIC - COMPONENT NUMBER 5745-SC-CKR
30	SY33-8560-2	**SN33-8788		DOS/V5 LIOCS VOL. 2 SAM LOGIC - COMPONENT NOS. 5745-SC-DOC, -DSK, -IOX, -MCR, -OCR, -PTP, -TAP, -TPE
30	SY33-8561-1	**SN33-8789		DOS/V5 LIOCS VOL. 3 DAM AND ISAM LOGIC
30	SY33-8562-2			DOS/V5 LIOCS VOLUME 4: VSAM LOGIC
30	SY33-8564-2			DOS/V5 ACCESS METHOD SERVICES LOGIC
36	SY33-8565-1	**SN33-9164		DOS/V5 POWER PROGRAM LOGIC - PROGRAM NUMBER 5745-SC-PWR
38	SY33-8566-1	**SN33-9165		DOS/V5 POWER RJE - PROGRAM LOGIC - PROG. NO. 5745-SC-PWR
21	SY33-8567-0	**SN33-8165	**SN33-8169	DOS/V5 ASSEMBLER LOGIC - PROGRAM NUMBER 5745-SC-ASM
		**SN33-8178		
37	SY33-8568-0	**SN28-2567	**SN25-0118	DOS/V5 OLTEP LOGIC - COMPONENT NUMBER 5745-SC-OLT
36	**SY33-8570-1			DOS/V5 POWER/V5 LOGIC, COMPONENT NO. 5745-SC-PWR
20	SY33-8571-2	**SN33-8797		DOS/V5 HANDBOOK
20	**SY33-8572-0			DOS/V5 HANDBOOK (POWER/V5 AND VTAM LOGIC VERSION) SUPPLEMENT TO SY33-8571
35	SY33-8573-0	**SN33-7070		1401/1410/1460 DOS/V5 EMULATOR ON SYSTEM/370-LOGIC PROGRAM NUMBER 5745-SC-EML
30	SY33-8574-0			1410/7010 DOS/V5 EMULATOR ON SYSTEM/370, LOGIC - COMPONENT NO. 5745-SC-EML
35	**SY33-8575-0			MODEL 20 DOS/V5 EMULATOR ON SYSTEM/370 LOGIC - COMPONENT NO. 5745-SC-E20
36	**GY34-0019-0			DISTRIBUTED INTELLIGENCE SYSTEM OS/VS1: LOGIC, PROG. NO. 5744-BK1
30	SY35-0003-3			OS/V5 CATALOG MANAGEMENT LOGIC
39	SY35-0004-1			OS/VS2 TSO COMMAND PROCESSOR LOGIC VOLUME III: TEST
32	SY35-0005-2#	**SN26-0784		OS/V5 UTILITIES LOGIC COMPONENT NOS. 5741-SC1-, 5742-, and 5752-SC1-IO, I1, I2, UA-U9 INCL.
	SY35-0005-1#	SN35-0014		
	SY35-0005-0#	SN35-0014		
30	SY35-0008-1			OS/V5 ACCESS METHOD SERVICES: LOGIC VS1 RELEASE 2.0 AND VS2 RELEASE 1.6
36	SY35-0009-1			OS/VS2 AUXILIARY STORAGE MANAGEMENT (ASM) LOGIC
00	SY35-0010-1			OS/VS2 ACCESS METHOD SERVICES LOGIC
30	SY35-0011-1			OS/VS2 CVOL PROCESSOR LOGIC
30	**SY35-0014-0			OS/V5 MASS STORAGE CONTROL (MSC) TRACE REPORTS LOGIC
30	**SY35-0015-0			OS/V5 MASS STORAGE SYSTEM (MSS) SERVICES LOGIC
30	**SY35-0016-0			OS/V5 MASS STORAGE CONTROL (MSC) TABLE CREATE LOGIC
95	S2C0-0021-11	**S2C0-5281-1	**S2C0-5280-5	DOS/V5 EARLY WARNING MICROFICHE
		**S2C0-5279-6	**S2C0-5278-6	
95	S2C0-0031-19	**S2C0-5237	**S2C0-5236-1	EARLY WARNING MICROFICHE - OS/VIRTUAL SYSTEM
		**S2C0-5235-2	**S2C0-5234-5	
95	**S2C0-0051-1	**S2C0-5061	**S2C0-5060-2	MICROFICHE - EARLY WARNING
		**S2C0-5059-1	**S2C0-0049-63	2025 AND LARGER FILE CARD
		**S2C0-0050-53		
95	**S2C0-0301-4	**S2C0-5375	**S2C0-5374	MICROFICHE EARLY WARNING - PROGRAM PRODUCTS, CSP AND SCP
		**S2C0-5373-1	**S2C0-5372-1	
85	**G310-0012-8*			IBM WORLD TRADE MARKETING PUBLICATIONS KWIC INDEX
39	**G320-1238-1			S/360 - S/370 MCGILL UNIVERSITY SYSTEM FOR INTERACTIVE COMPUTING GENERAL INFORMATION MANUAL - PROGRAM NUMBER 5796-AAT
87	**G320-1244-5			CUSTOMER EDUCATION COURSE CATALOG
39	**G320-1408-2			S/370 MCGILL UNIVERSITY SYSTEM FOR INTERACTIVE COMPUTING (MUSIC) RELEASE 2: IUP 5796-AAT NOTICE
50	**G320-1523-1			DBPROTOTYPE (5796-PBB), IMSMAP (5796-PBC), PLIMS (5796-PBF), BTS (5796-PBD), TEST IMS UTILITIES (5796-PBE) ARE NOW READY FOR SHIPMENT AVAILABILITY NOTICE
50	**G320-1529-0			3270 FORMATTING FEATURE FOR BATCH TERMINAL SIMULATOR IUP 5796-PBD - NOTICE
37	**G320-1530-0			TEST DATA GENERATOR FOR SYSTEM/370 - IUP 5796-PBP - NOTICE
50	**G320-1532-0			DATA COMMUNICATION ANALYZER FOR IMS DB/DC (DCANALYZER): IUP 5796-PCA NOTICE
50	**G320-1535-0			DB PROTOTYPE/V5 - IUP 5796-PCX, RELEASE NOTICE
50	**G320-1538-0			IMSMAP/V5 - IUP 5796-PCY, RELEASE NOTICE
50	**G320-1539-0			BTS/V5 - IUP 5796-PCZ, RELEASE NOTICE
50	**G320-1540-0			TEST IMS/V5 UTILITIES - IUP 5796-PDA, RELEASE NOTICE
36	**G320-1542-0			JOB CONTROL LANGUAGE EDITOR - IUP 5796-PDC, NOTICE
85	**G320-1621-31+			IBM MARKETING PUBLICATIONS KWIC INDEX
50	**G320-8088-0			CICS ON-LINE TEST/DEBUG FOR CICS/OSS, CICS/DOSS & CICS/DOSE: CON EDISON, IUP 5796-AEP NOTICE
50	**G320-8089-0			CICS/COBOL CALL INTERFACE FOR CICS/OSS CICS/DOSS & CICS/DOSE: NATIONAL BANK OF DETROIT, IUP 5796-AEG NOTICE
50	**G320-8099-1			3270 SCREEN IMAGE PROCESSOR FOR IMS AND IMS/V5 - IUP 5796-AFC, RELEASE NOTICE
32	**G320-8106-0			2927 DUAL PRINTER UTILITY PROGRAM - IUP 5796-AFK, RELEASE NOTICE
32	**G320-8107-0			DOS DBDUMP UTILITY PROGRAM PRODUCTIVITY AID FOR DOS DATA BASE APPLICATION PROGRAM TESTING (VANDL/I OR DL/I) INSTALLED AT SAGNER INC., FREDERICK, MD.
34	**G320-8127-0			SMF GRAPHICAL ANALYSIS PROGRAM - IUP 5796-AFP, NOTICE
87	**G520-2467-1#			5796-AFP, NOTICE
				COURSE SELECTION GUIDE - DP EDUCATION FOR MANAGERS

IBM System/370 Bibliography

**READER'S  
COMMENT  
FORM**

Order No. GC20-0001-1

*Your views about this publication may help improve its usefulness; this form will be sent to the persons responsible for appropriate action. Using this form to request system assistance or additional publications will delay response, however. For more direct handling of such request, please contact your IBM representative or the IBM Branch Office serving your locality.*

Possible topics for comment are:

Clarity      Accuracy      Completeness      Organization      Coding      Retrieval      Legibility

Cut or Fold Along Line

What is your occupation? \_\_\_\_\_

Number of latest Newsletter associated with this Bibliography: \_\_\_\_\_

Please indicate in the space below if you wish a reply.

Thank you for your cooperation. No postage stamp necessary if mailed in the U.S.A. (Elsewhere, an IBM office or representative will be happy to forward your comments.)

Cut or Fold Along Line


**Your comments, please . . .**

This publication is part of a library that serves as a reference source for systems analysts, programmers, and operators of IBM systems. Your comments on the other side of this form will be carefully reviewed by the persons responsible for compiling and publishing this material. All comments and suggestions become the property of IBM.

Fold

Fold

First Class  
Permit 40  
Armonk  
New York



**Business Reply Mail**  
No postage stamp necessary if mailed in the U.S.A.

Postage will be paid by:

International Business Machines Corporation  
Documentation Services, Department 83H  
1133 Westchester Avenue  
White Plains, New York 10604

Fold

Fold



**International Business Machines Corporation**  
Data Processing Division  
1133 Westchester Avenue, White Plains, New York 10604  
(U.S.A. only)

**IBM World Trade Corporation**  
821 United Nations Plaza, New York, New York 10017  
(International)

System/370 Bibliography (File No. S370-00) Printed in U.S.A. GC20-0001-1



**International Business Machines Corporation**  
**Data Processing Division**  
**1133 Westchester Avenue, White Plains, New York 10604**  
**(U.S.A. only)**

**IBM World Trade Corporation**  
**821 United Nations Plaza, New York, New York 10017**  
**(International)**